

US00D857603S

(12) **United States Design Patent** (10) **Patent No.:** **US D857,603 S**
Mosingo et al. (45) **Date of Patent:** **** Aug. 27, 2019**

- (54) **HEADACHE RACK**
- (71) Applicant: **Tectum Holdings Inc.**, Ann Arbor, MI (US)
- (72) Inventors: **Robert L. Mosingo**, Saline, MI (US);
Chad A. Carter, Manchester, MI (US)
- (73) Assignee: **TECTUM HOLDINGS, INC.**, Ann Arbor, MI (US)
- (**) Term: **15 Years**
- (21) Appl. No.: **29/653,486**
- (22) Filed: **Jun. 15, 2018**
- (51) **LOC (12) Cl.** **12-06**
- (52) **U.S. Cl.**
USPC **D12/222**
- (58) **Field of Classification Search**
USPC D12/167, 183, 222, 223, 181, 190, 191,
D12/401, 406, 412, 414, 414.1
CPC B60R 9/06; B60R 9/045; B60R 11/00;
B60R 21/00; B60R 21/02; B60R 21/026;
B60R 2021/0083; B60R 2021/0074;
B60R 3/002; B60J 1/2008; B60J 1/2088;
B62D 33/0207; B60Q 1/2661
See application file for complete search history.

(56) **References Cited**

U.S. PATENT DOCUMENTS

D206,654 S *	1/1967	Smith	D12/183
4,611,824 A	9/1986	McIntosh		
4,715,643 A *	12/1987	Butler	B60J 1/2088 264/138
4,953,908 A	9/1990	Dondlinger		
D388,385 S *	12/1997	Protz, Sr.	D12/167
6,983,968 B2	1/2006	Brauer et al.		
7,121,585 B2	10/2006	Cole		
D644,591 S	9/2011	Andonian		
D647,025 S *	10/2011	Kennedy	D12/406

D672,705 S *	12/2012	Kennedy	D12/412
8,668,124 B2	3/2014	Kennedy et al.		
D731,399 S	6/2015	Bluhm		
9,132,784 B2	9/2015	Harrison		
9,637,178 B1 *	5/2017	Diller	B60R 3/002

(Continued)

OTHER PUBLICATIONS

Safety Rack from Backrack, Inc. (<http://backrack.ca/truck-racks/safety-rack.html>) (Last accessed Jun. 25, 2018).
(Continued)

Primary Examiner — Sandra S Snapp
Assistant Examiner — Ieisha N Price
(74) *Attorney, Agent, or Firm* — The Dobrusin Law Firm, P.C.; Daniel P. Aleksynas


(57) **CLAIM**

The ornamental design for a headache rack, as shown and described.

DESCRIPTION

FIG. 1 is a perspective view of the present design connected to a vehicle.
FIG. 2 is a perspective view of the present design;
FIG. 3 is a front elevational view of FIG. 2.
FIG. 4 is a rear elevational view of FIG. 2.
FIG. 5 is a top plan view of FIG. 2.
FIG. 6 is a bottom plan view of FIG. 2.
FIG. 7 is a right side elevational view of FIG. 2, with the left side view being a mirror image thereof; and,
FIG. 8 is a perspective view of the present design connected to a vehicle with vehicle components.
The broken lines showing of the truck, light bar and cargo box in FIGS. 1 and 8 illustrates the environment of the claimed design and forms no part thereof. The remaining broken lines in the drawings illustrate portions of the headache rack and form no part of the claimed design.

1 Claim, 6 Drawing Sheets



(56)

References Cited

U.S. PATENT DOCUMENTS

D840,905 S * 2/2019 Parzyck D12/222
2003/0011180 A1 1/2003 Coffman et al.
2005/0052055 A1* 3/2005 Cole B60Q 1/2661
296/190.03
2005/0093320 A1* 5/2005 Brauer B62D 33/0207
296/3
2011/0108590 A1* 5/2011 Kennedy B60R 9/045
224/402
2015/0197202 A1* 7/2015 Harrison B60R 9/045
296/3
2018/0118148 A1* 5/2018 Parzyck B60R 21/02

OTHER PUBLICATIONS

Louvered Rack from Backrack, Inc. (<http://backrack.ca/truck-racks/louvered-rack.html>) (Last accessed Jun. 25, 2018).
Half Safety Rack from Backrack, Inc. (<http://backrack.ca/truck-racks/half-safety-rack.html>) (Last accessed Jun. 25, 2018).
Original Backrack from Backrack, Inc. (<http://backrack.ca/truck-racks/backrack.html>) (Last accessed Jun. 25, 2018).
Potentially Related U.S. Appl. No. 29/653,511, filed Jun. 15, 2018.
Potentially Related U.S. Appl. No. 29/653,514, filed Jun. 15, 2018.

* cited by examiner

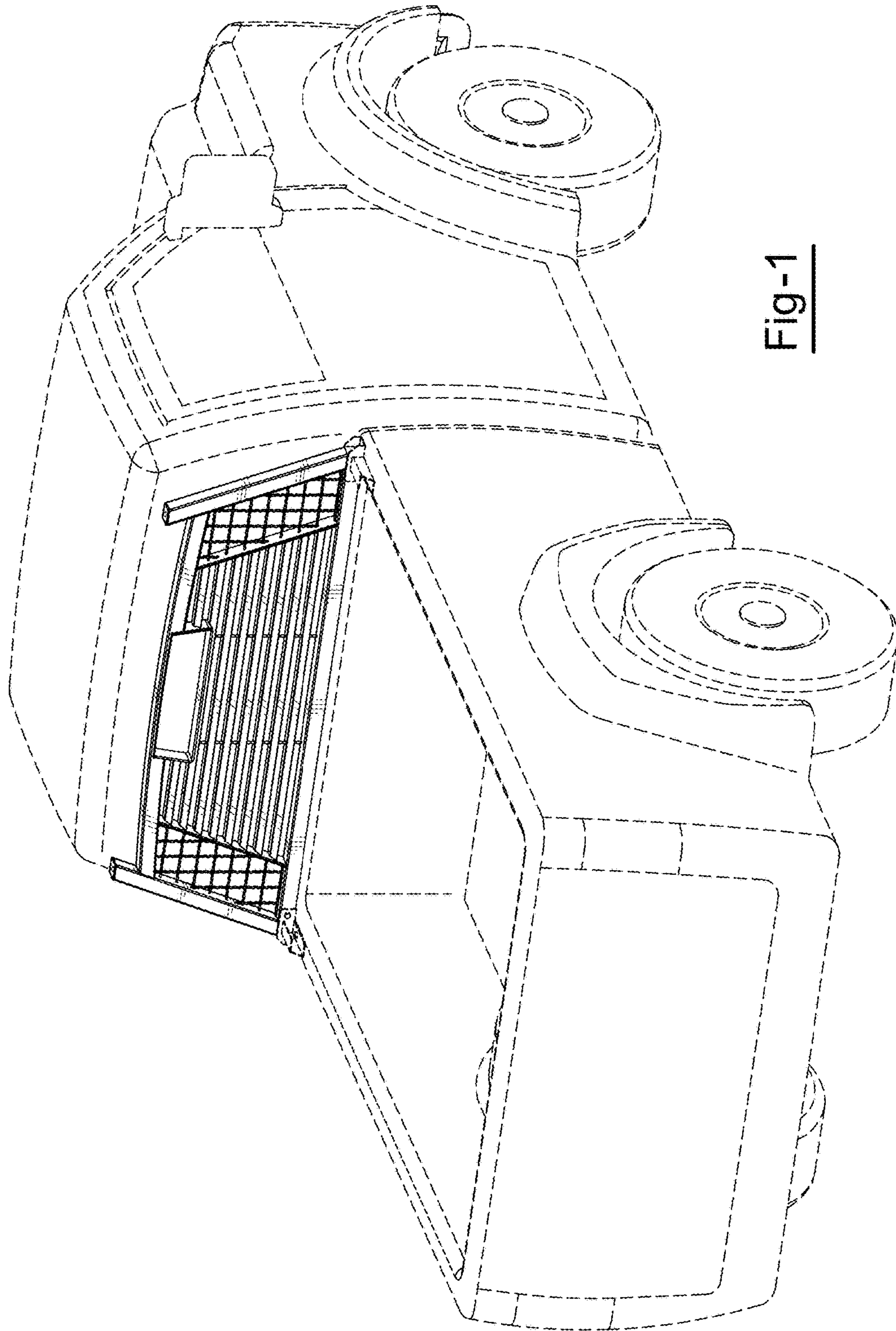


Fig-1

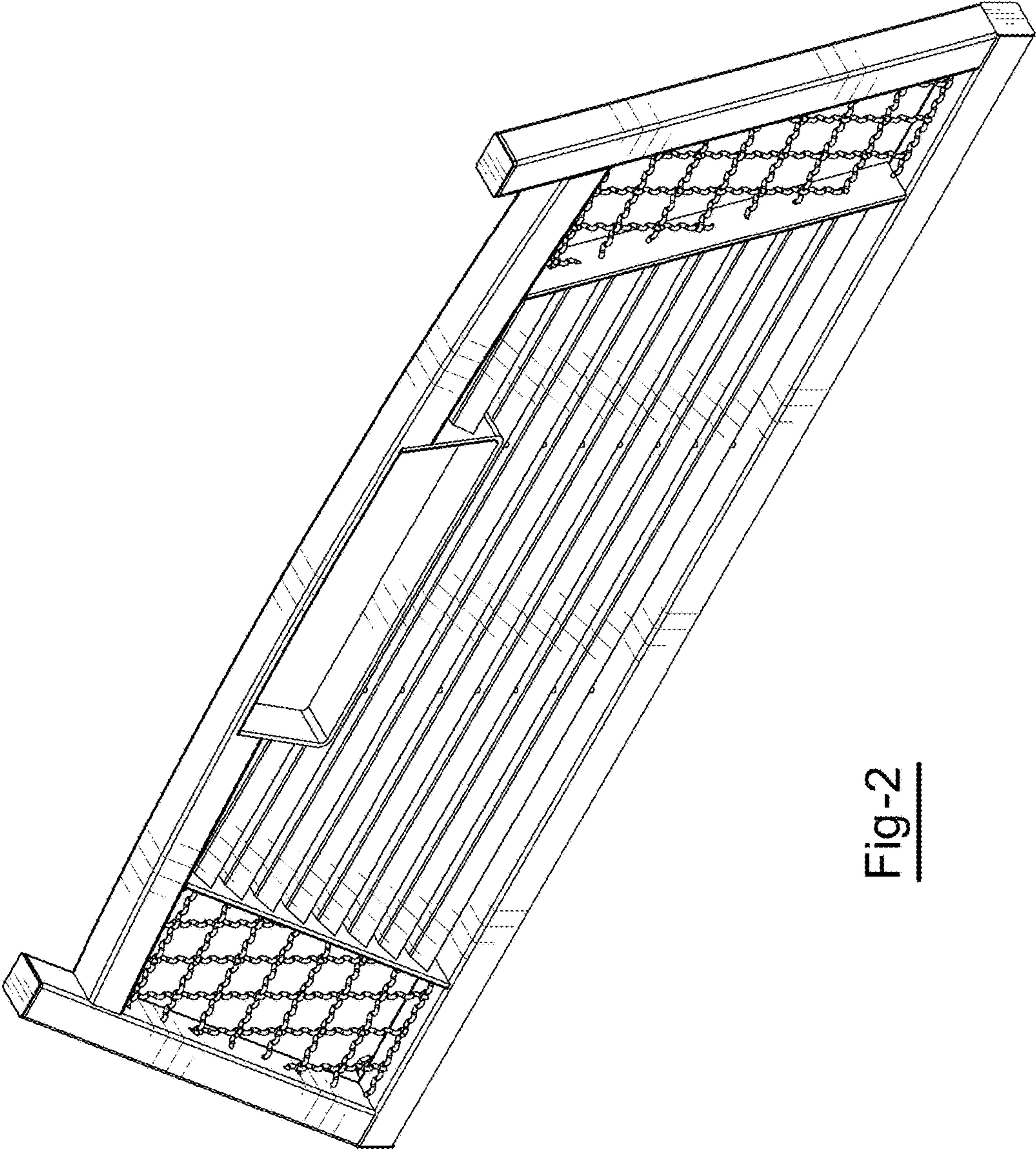


Fig-2

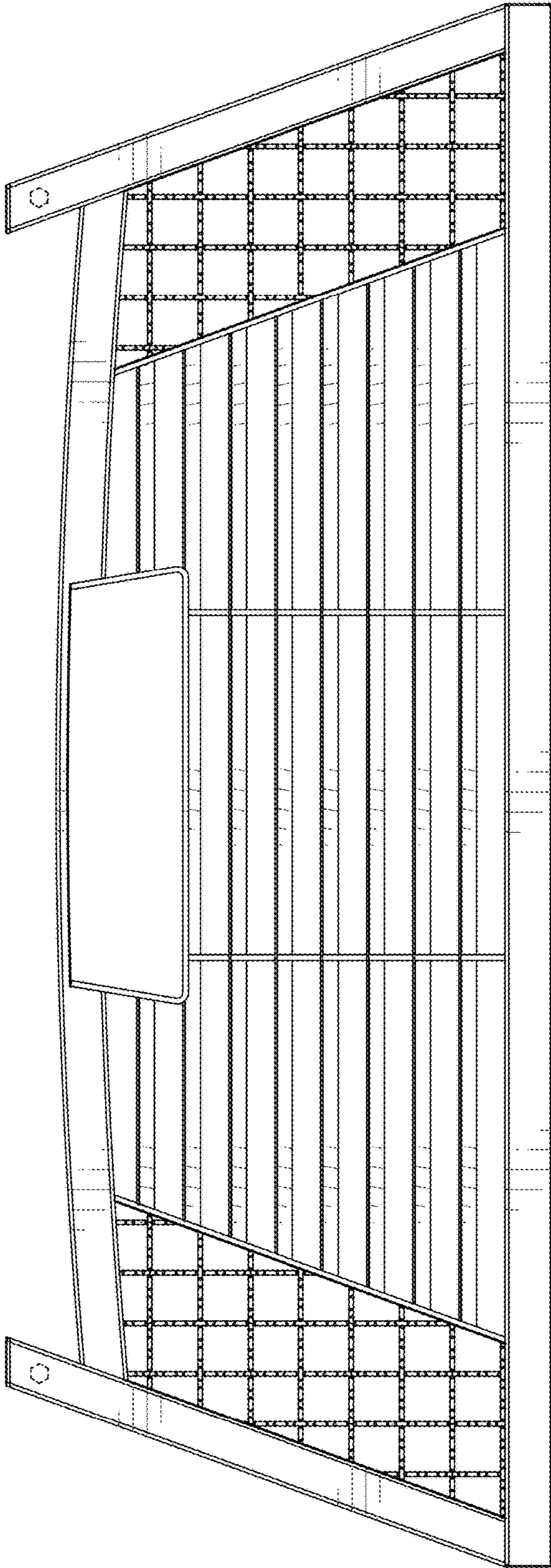


Fig-3

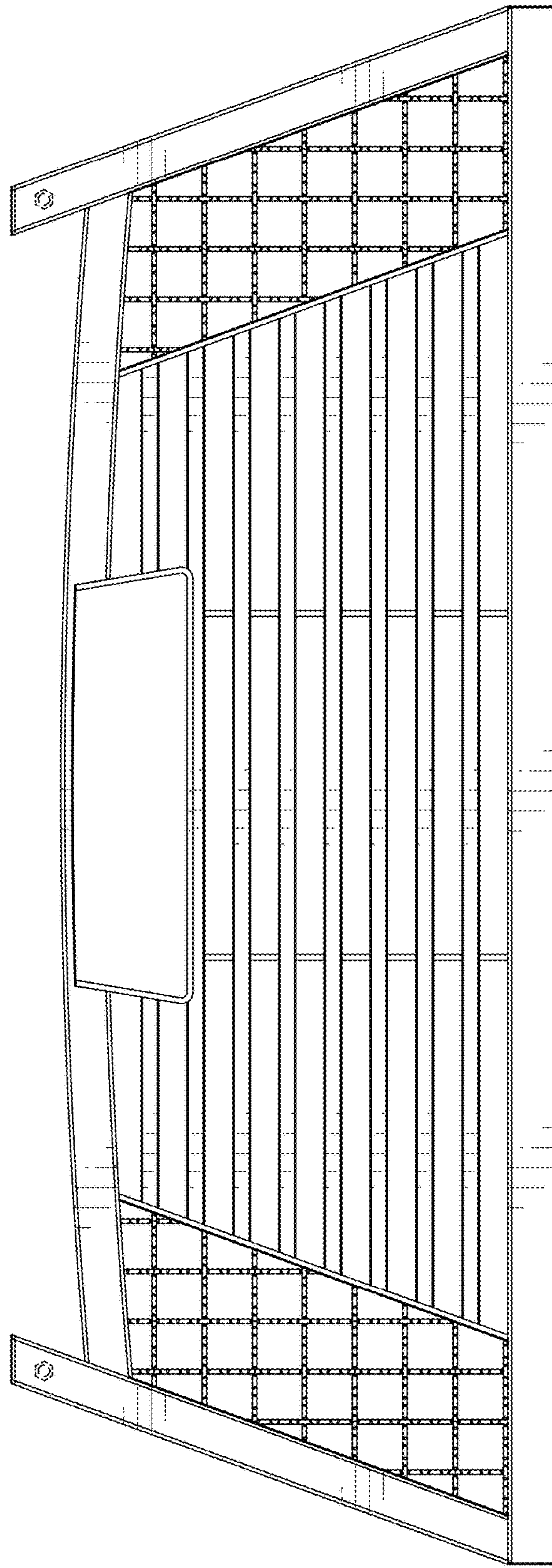


Fig-4

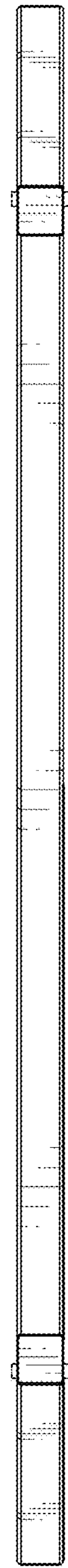


Fig-5



Fig-6

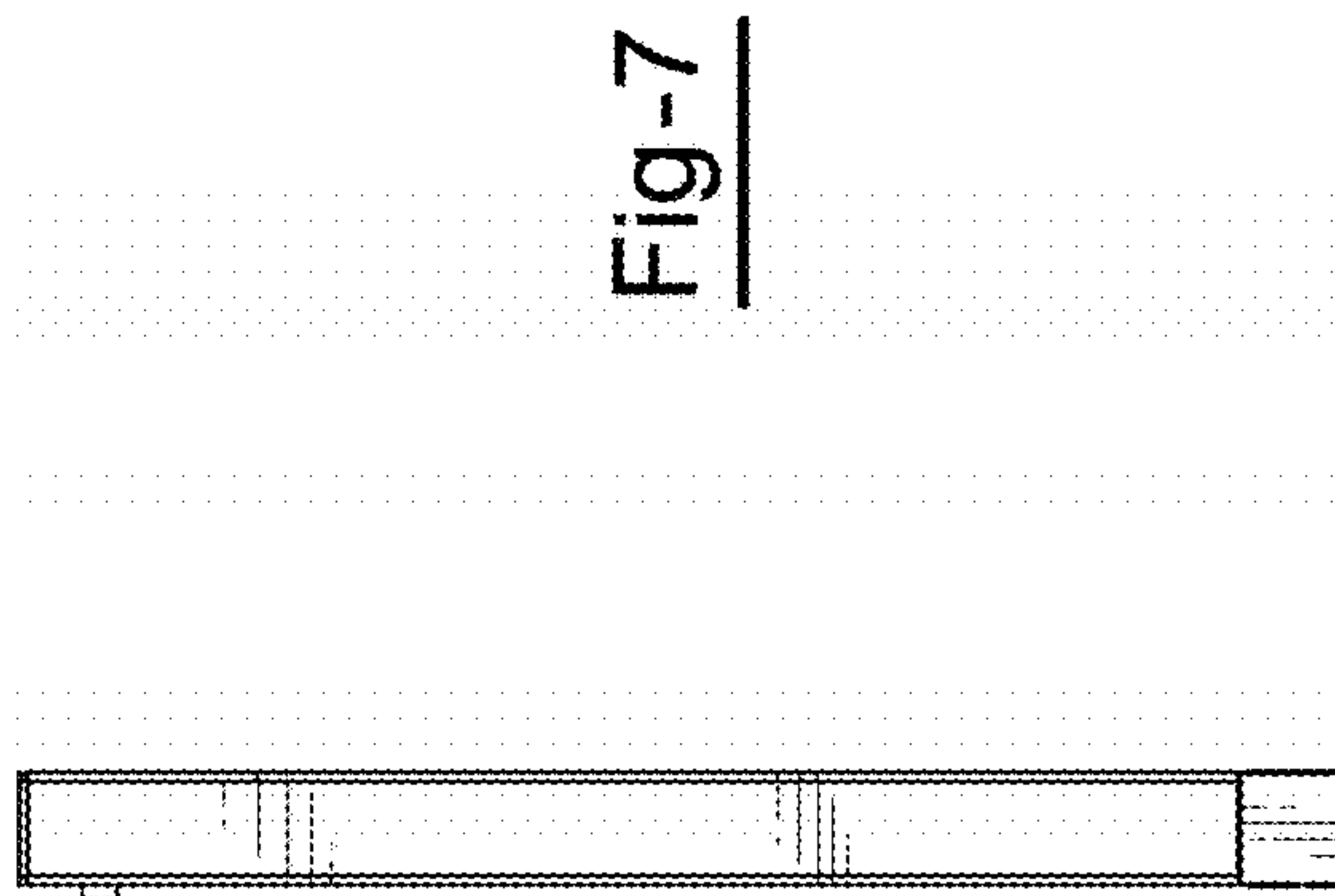


Fig-7

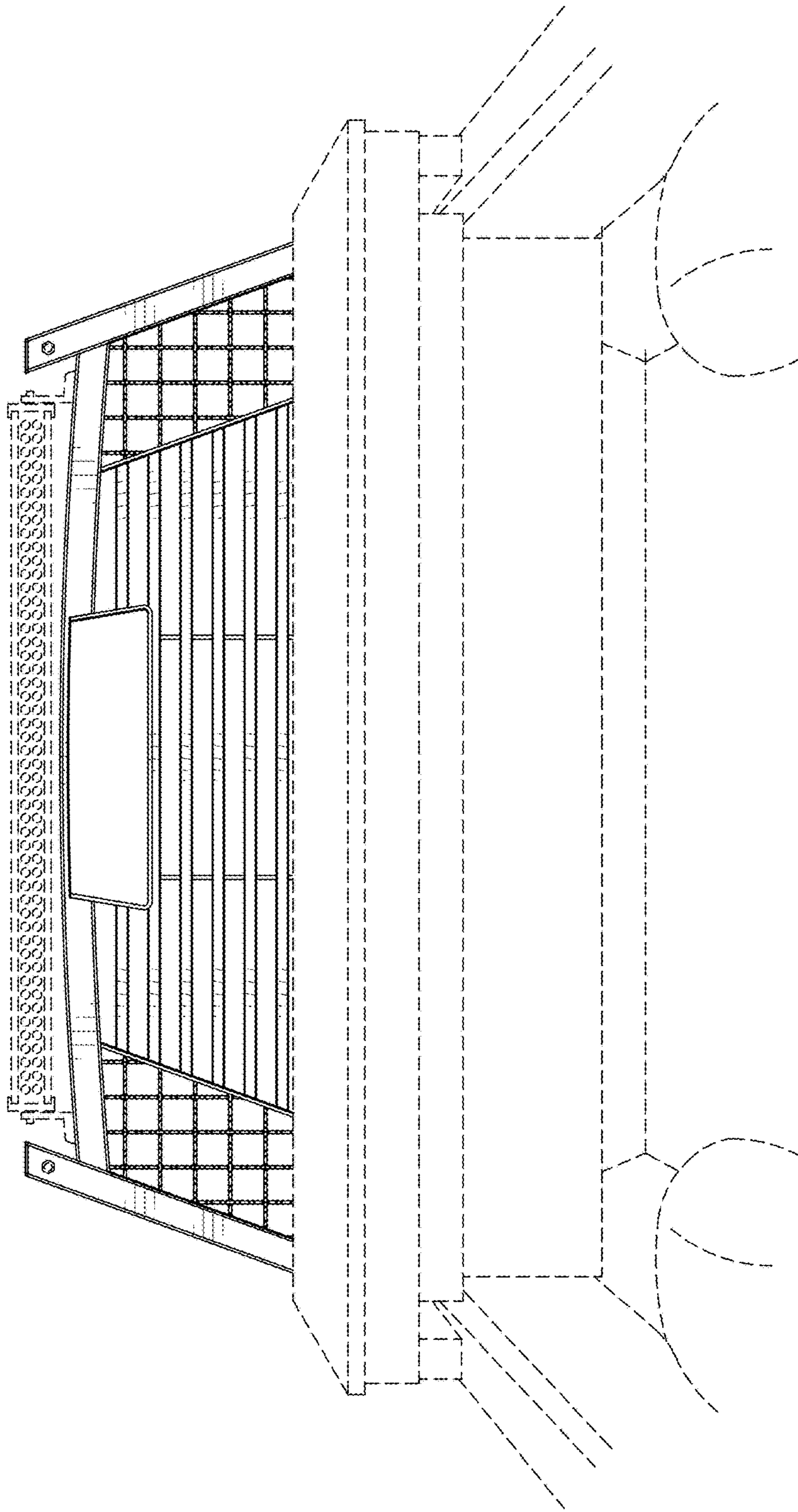


Fig-8