



US00D857601S

(12) **United States Design Patent**
Hopkins, III

(10) **Patent No.:** **US D857,601 S**

(45) **Date of Patent:** **** Aug. 27, 2019**

(54) **BOAT PROPELLER**

(71) Applicant: **Floyd Glen Hopkins, III**, Covington, LA (US)

(72) Inventor: **Floyd Glen Hopkins, III**, Covington, LA (US)

(**) Term: **15 Years**

(21) Appl. No.: **29/643,604**

(22) Filed: **Apr. 10, 2018**

(51) **LOC (12) Cl.** **12-16**

(52) **U.S. Cl.**
USPC **D12/214**

(58) **Field of Classification Search**
USPC D12/214, 319, 344, 16.1, 328, 330, 345;
D15/4, 5; D13/115; D21/441; D23/411,
D23/413
CPC B64C 11/00; B64C 11/02; B64C 11/16;
B64C 27/08; B64C 39/024; B64C
2201/108

See application file for complete search history.

5,249,993 A * 10/1993 Martin B63H 1/26
416/223 R

D353,572 S * 12/1994 Schlangen D12/214

D431,627 S * 10/2000 Etschel D12/214

D436,647 S * 1/2001 Etschel D23/200

D442,906 S * 5/2001 Prokop D12/214

6,352,408 B1 * 3/2002 Kilian B63H 1/14
416/191

D457,850 S * 5/2002 Rietsch D12/214

D459,285 S * 6/2002 Rietsch D12/214

D510,998 S * 10/2005 Parker D23/411

D560,154 S * 1/2008 Aplin, Jr. D12/214

D562,215 S * 2/2008 Schulze D12/214

D576,541 S * 9/2008 Kiceniuk, Jr. D12/214

D578,460 S * 10/2008 Tymark D12/214

D723,997 S * 3/2015 Foreman D12/214

D755,703 S * 5/2016 Hanscom D12/16.1

D761,184 S * 7/2016 Xiao D12/214

D790,430 S * 6/2017 Ali D12/214

D798,219 S * 9/2017 Xiao D12/214

* cited by examiner

Primary Examiner — Michelle E. Wilson

Assistant Examiner — Clese Moore, Jr.

(74) *Attorney, Agent, or Firm* — Andrew G. Vicknair

(56) **References Cited**

U.S. PATENT DOCUMENTS

885,174 A * 4/1908 Perkins F04D 29/384
416/234

1,831,373 A * 11/1931 Squires B64C 11/24
148/220

2,642,730 A * 6/1953 Snyder F16D 7/028
416/169 R

3,077,229 A * 2/1963 Heintzelman B63H 3/008
416/132 R

4,482,298 A * 11/1984 Hannon B63H 5/165
416/146 R

4,511,339 A * 4/1985 Kasschau B63H 20/245
416/93 A

D316,700 S * 5/1991 Morrison D12/214

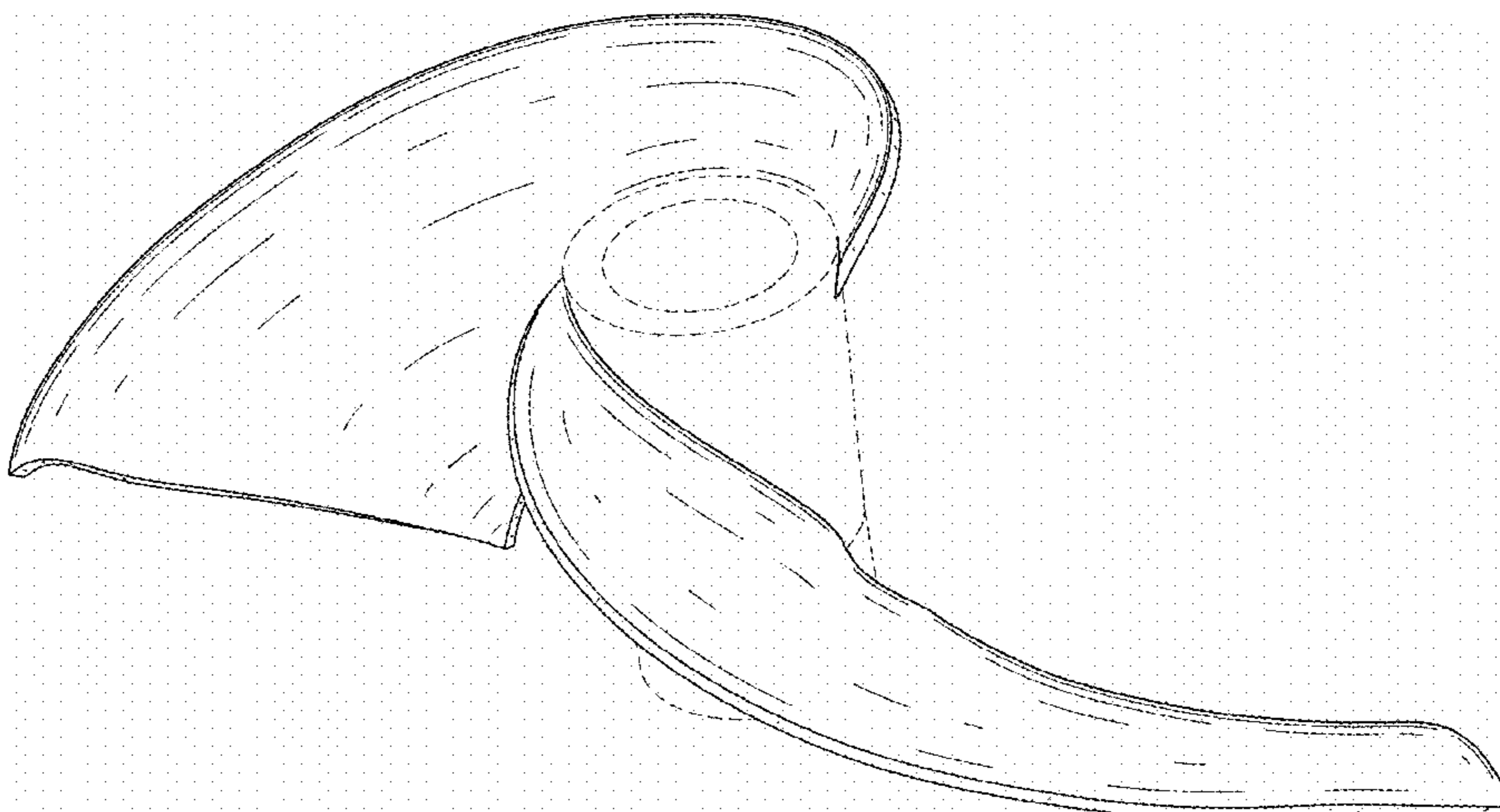
(57) **CLAIM**

The ornamental design for a boat propeller, as shown.

DESCRIPTION

FIG. 1 is a top perspective view of the boat propeller;
FIG. 2 is a bottom perspective view thereof;
FIG. 3 is a top view thereof;
FIG. 4 is a bottom view thereof;
FIG. 5 is a left/right view thereof;
FIG. 6 is a front/back view thereof; and,
FIG. 7 is another bottom perspective thereof.
The broken lines shown illustrate portions of the boat propeller that form no part of the claimed design.

1 Claim, 7 Drawing Sheets



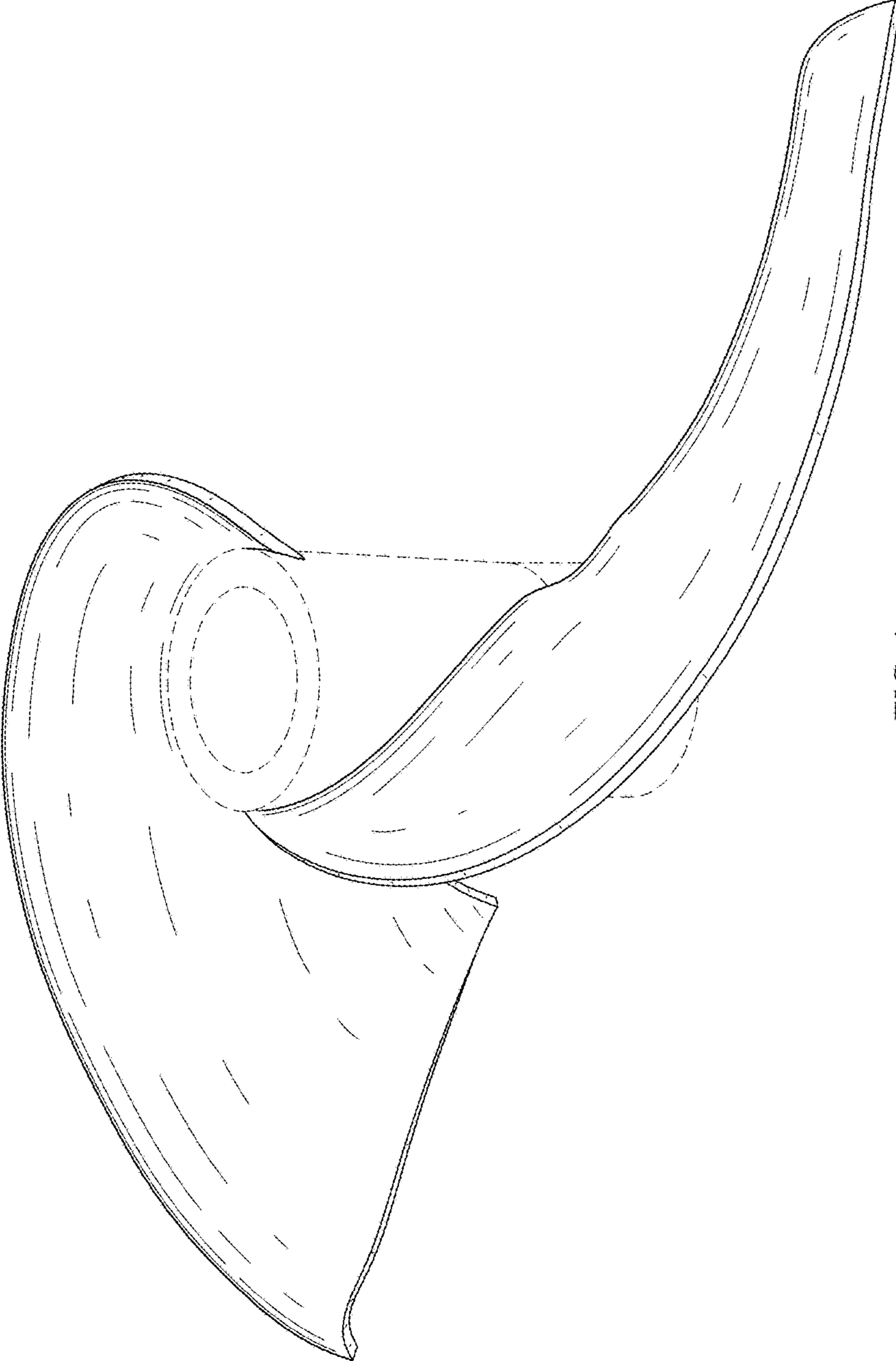


FIG. 1

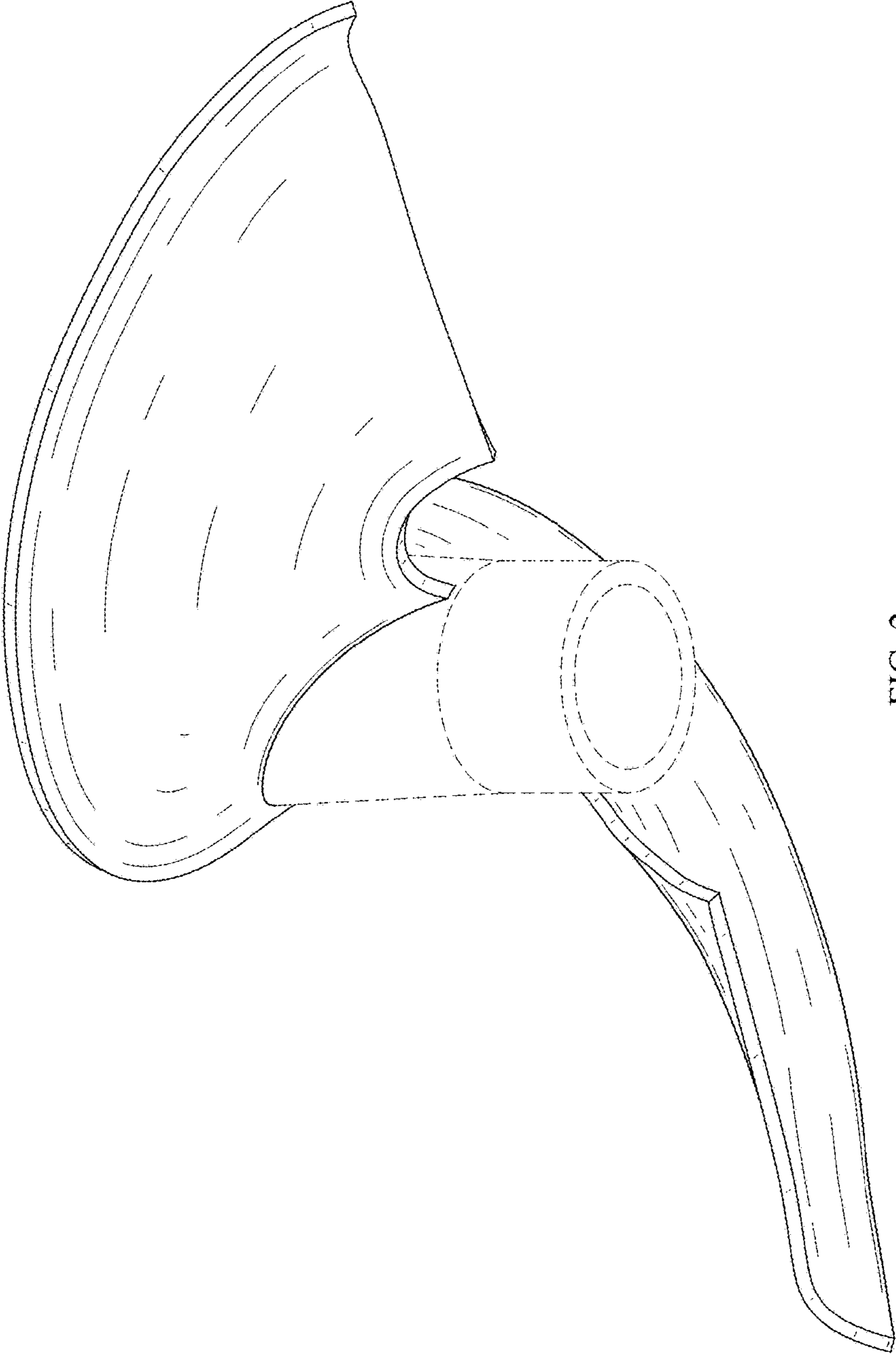


FIG. 2

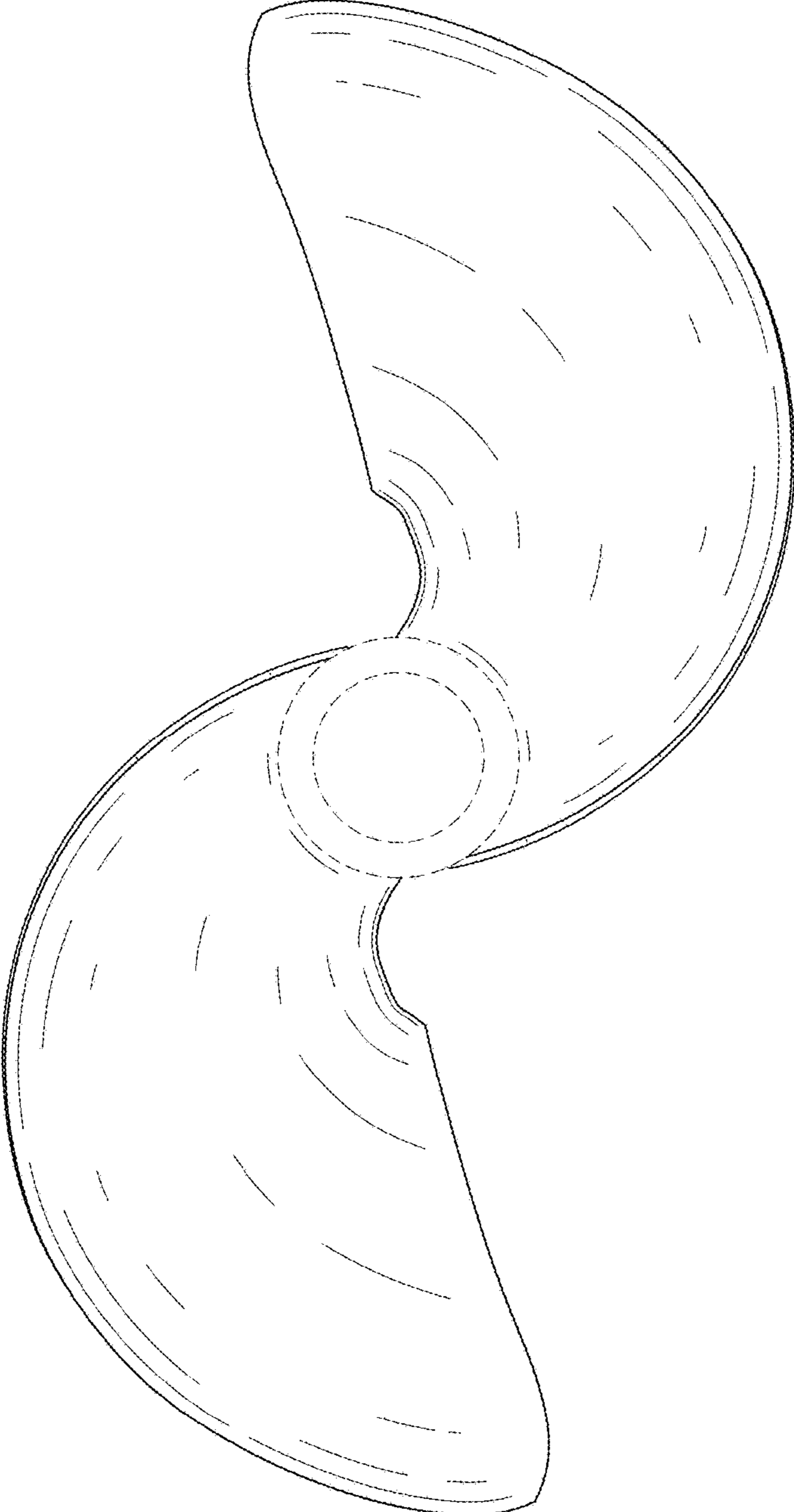


FIG. 3

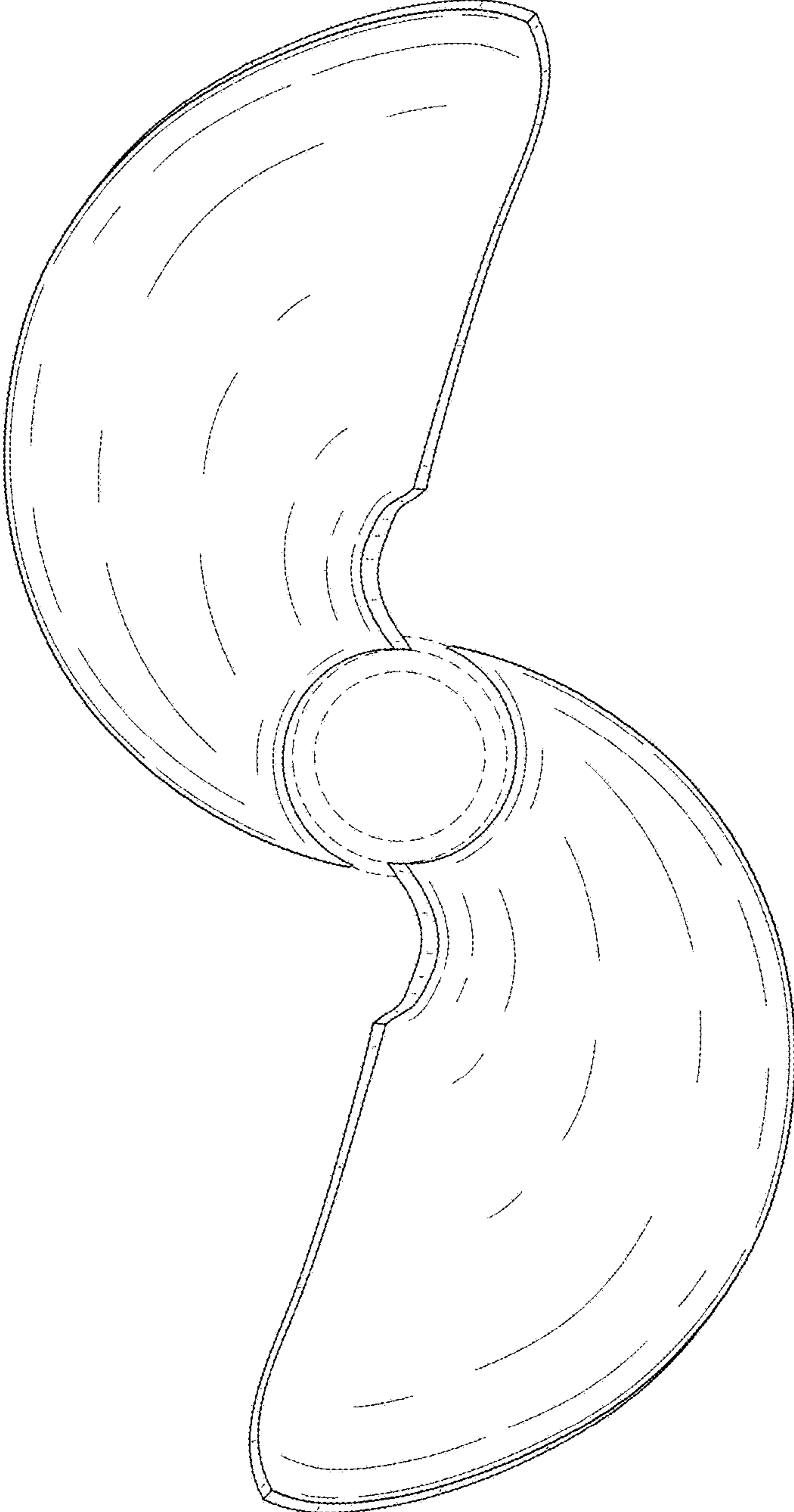


FIG. 4

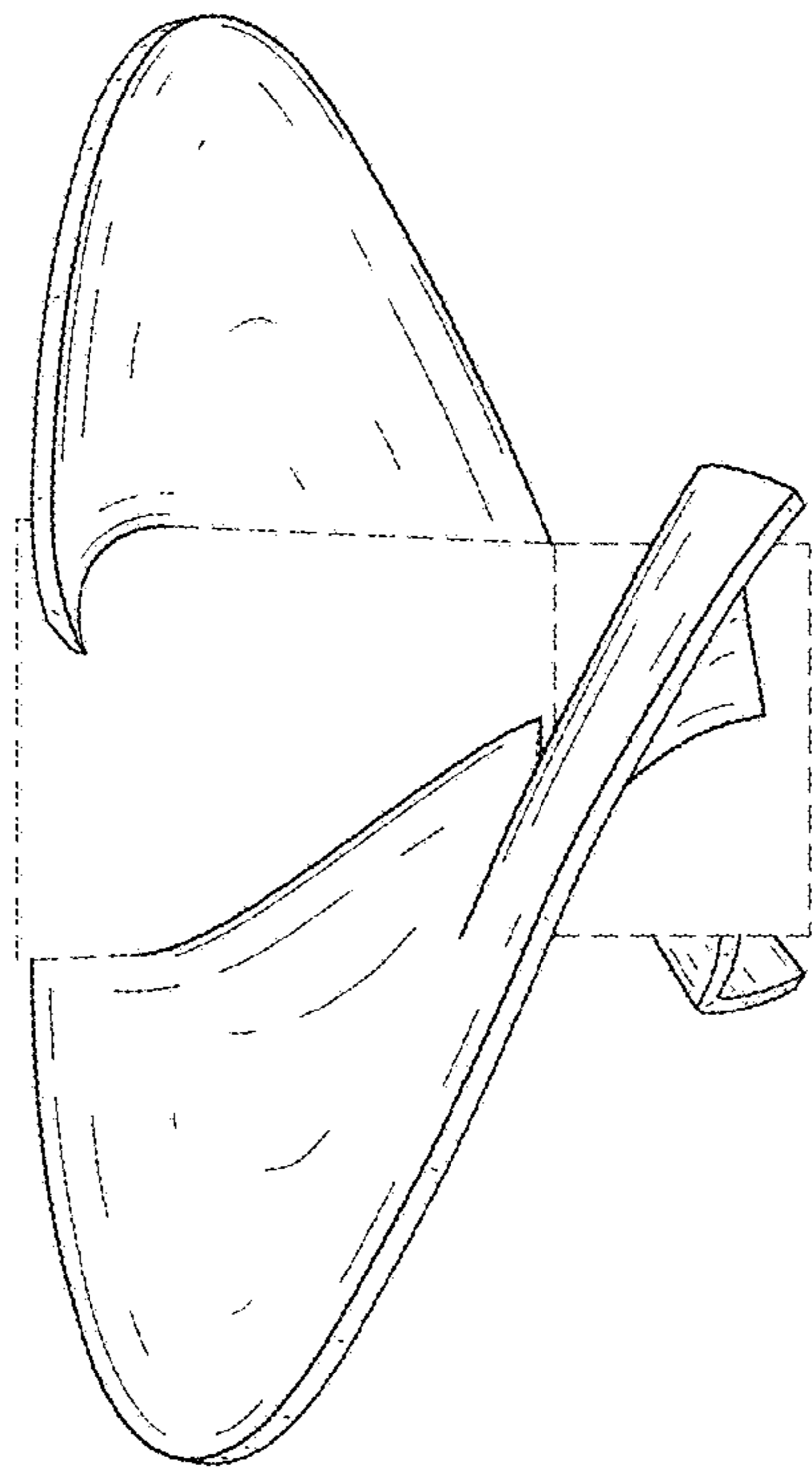


FIG. 5

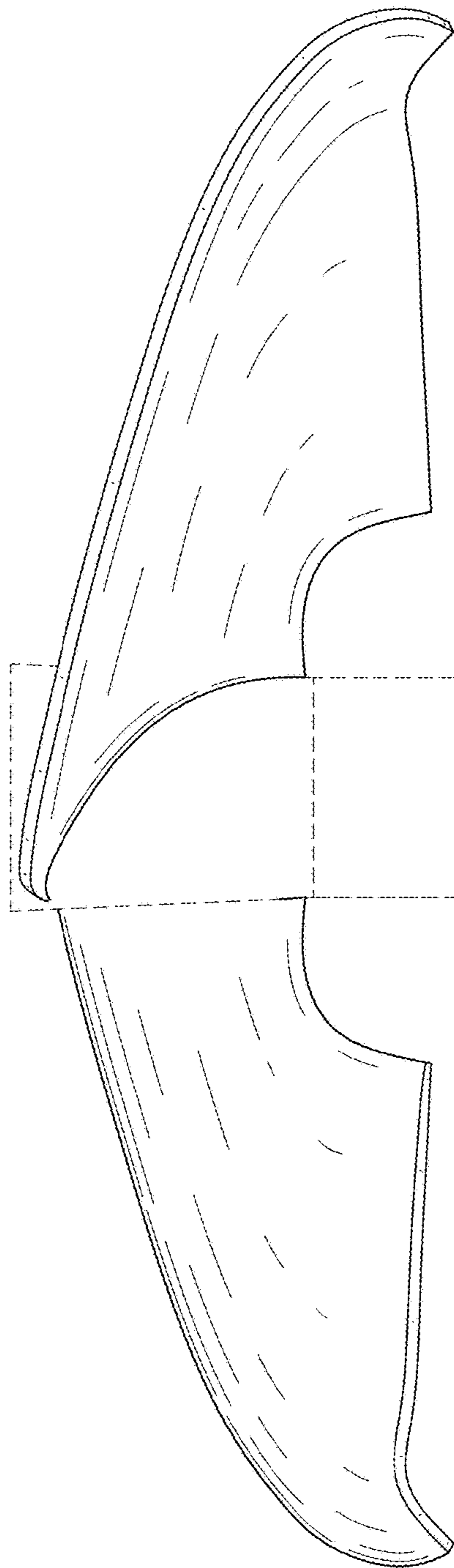


FIG. 6

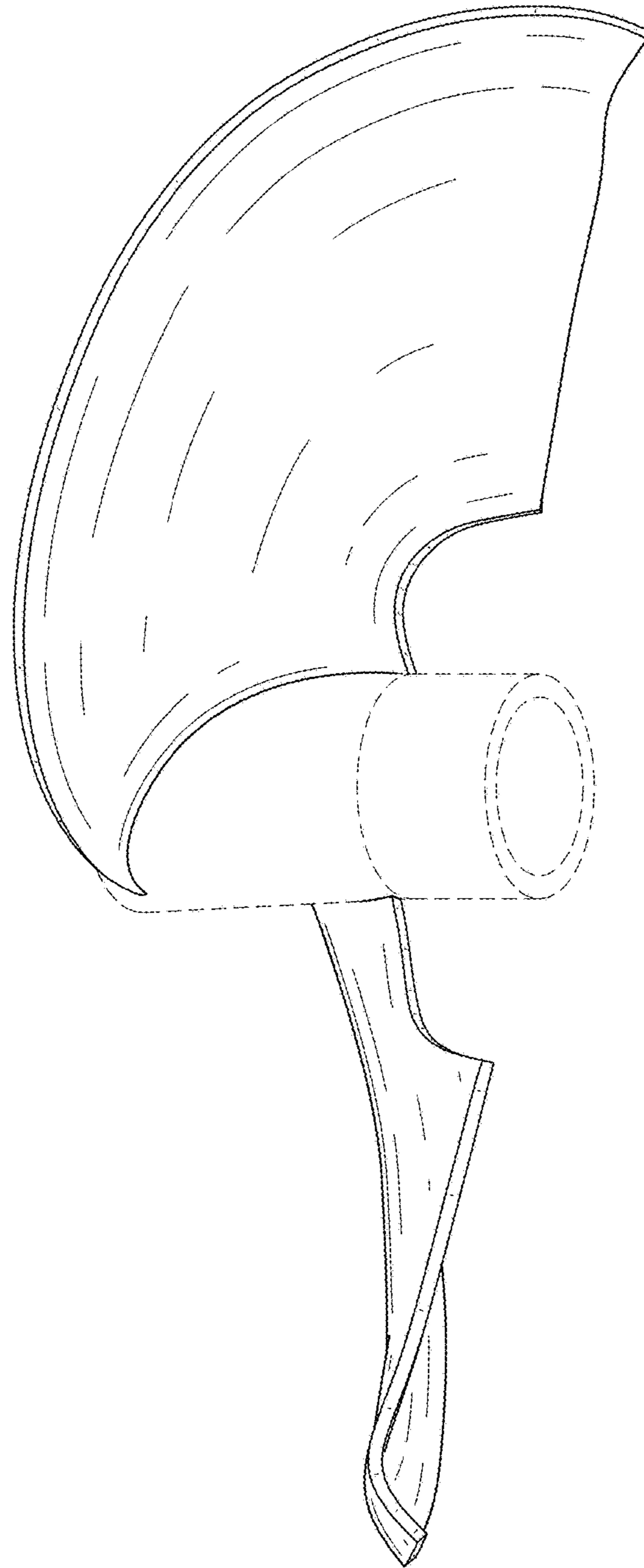


FIG. 7