



US00D857598S

(12) **United States Design Patent**  
**De Jung**

(10) **Patent No.:** **US D857,598 S**

(45) **Date of Patent:** **\*\* Aug. 27, 2019**

(54) **VEHICLE WHEEL, TOY VEHICLE WHEEL,  
AND/OR REPLICAS THEREOF**

(71) Applicant: **Bayerische Motoren Werke  
Aktiengesellschaft, Munich (DE)**

(72) Inventor: **Michael Joseph De Jung, Sebastopol,  
CA (US)**

(73) Assignee: **Bayerische Motoren Werke  
Aktiengesellschaft, Munich (DE)**

(\*\*) Term: **15 Years**

(21) Appl. No.: **29/639,817**

(22) Filed: **Mar. 9, 2018**

(30) **Foreign Application Priority Data**

Sep. 15, 2017 (DE) ..... 40 2017 101 038

(51) **LOC (12) Cl.** ..... **12-16**

(52) **U.S. Cl.**  
USPC ..... **D12/211**

(58) **Field of Classification Search**  
USPC ..... D12/204–213; D21/533, 561, 563  
CPC .... B60B 7/00; B60B 7/02; B60B 7/04; B60B  
7/06; B60B 3/02; B60B 3/04; B60B 3/06;  
B60B 3/10; B60B 1/00; B60B 1/08;  
B60B 1/10; B60B 1/12  
See application file for complete search history.

(56) **References Cited**

**U.S. PATENT DOCUMENTS**

D426,184 S 6/2000 Goplen  
D432,974 S 10/2000 Jablonski  
D469,048 S 1/2003 van Hooydonk  
D538,216 S 3/2007 Sycha  
D542,728 S \* 5/2007 Ichinose ..... D12/211

D567,167 S 4/2008 Forster  
D620,870 S 8/2010 Powell  
D669,833 S 10/2012 Pollmann  
D672,702 S 12/2012 Pollmann  
D673,093 S \* 12/2012 Platto ..... D12/209  
D682,179 S \* 5/2013 Badstuebner ..... D12/211  
D707,170 S \* 6/2014 Wheel ..... D12/211  
D748,034 S \* 1/2016 Hall ..... D12/211  
D755,691 S \* 5/2016 Gardavsky ..... D12/209  
D805,457 S \* 12/2017 Setter ..... D12/211  
D826,824 S \* 8/2018 Platto ..... D12/209

**FOREIGN PATENT DOCUMENTS**

EM 000577945-0002 9/2006  
EM 000735758-0006 7/2007  
EM 001636978-0018 11/2010  
EM 002016113-0001 9/2013  
EM 002016113-0014 9/2013

(Continued)

*Primary Examiner* — Sheryl Lane

*Assistant Examiner* — Calvin E Vansant

(74) *Attorney, Agent, or Firm* — Crowell & Moring LLP


(57) **CLAIM**

The ornamental design for a vehicle wheel, toy vehicle wheel, and/or replicas thereof, as shown and described.

**DESCRIPTION**

FIG. 1 is a perspective view of a vehicle wheel, toy vehicle wheel, and/or replicas thereof according to the design; FIG. 2 is an additional perspective view thereof; FIG. 3 is an additional perspective view thereof; FIG. 4 is a front view thereof; FIG. 5 is a rear view thereof; and, FIG. 6 is a side view thereof. FIG. 5 is shown in low-contrast rendering to depict environmental subject matter and forms no part of the claim.

**1 Claim, 6 Drawing Sheets**



(56)

**References Cited**

FOREIGN PATENT DOCUMENTS

WO	WO DM/044406	8/1998
WO	WO DM/045500	12/1998
WO	WO DM/054611	2/2001

\* cited by examiner



Fig. 1



Fig. 2



Fig. 3



Fig. 4




Fig. 5




Fig. 6