



US00D857588S

(12) **United States Design Patent**  
**Zhao**

(10) **Patent No.:** **US D857,588 S**

(45) **Date of Patent:** **\*\* Aug. 27, 2019**

(54) **AUTOMOBILE WHEEL**

(71) Applicant: **WAH HUNG GROUP, INC.**,  
Monterey Park, CA (US)

(72) Inventor: **John Zhao**, Monterey Park, CA (US)

(73) Assignee: **Wah Hung Group Inc.**, Monterey  
Park, CA (US)

(\*\*) Term: **15 Years**

(21) Appl. No.: **29/650,304**

(22) Filed: **Jun. 5, 2018**

(51) **LOC (12) Cl.** ..... **12-16**

(52) **U.S. Cl.**  
USPC ..... **D12/209**

(58) **Field of Classification Search**  
USPC ..... D12/204–213  
CPC .... B60B 7/00; B60B 7/02; B60B 7/04; B60B  
7/01; B60B 7/06; B60B 3/02; B60B 3/04;  
B60B 3/06; B60B 3/10; B60B 1/00;  
B60B 1/08; B60B 1/10; B60B 1/12  
See application file for complete search history.

(56) **References Cited**

**U.S. PATENT DOCUMENTS**

D533,496 S \* 12/2006 Bogani ..... D12/209  
D571,702 S \* 6/2008 Guidry ..... D12/209  
D609,624 S \* 2/2010 Matsubara ..... D12/211  
D628,948 S \* 12/2010 Chung ..... D12/211

D701,811 S \* 4/2014 Hale, Jr. .... D12/211  
D726,089 S \* 4/2015 Hodges ..... D12/211  
D739,329 S \* 9/2015 Watkin ..... D12/211  
D756,877 S \* 5/2016 Huang ..... D12/209  
D760,138 S \* 6/2016 Henderson ..... D12/209  
D789,866 S \* 6/2017 Giolito ..... D12/211  
D798,786 S \* 10/2017 Chung ..... D12/209  
D800,633 S \* 10/2017 Kong ..... D12/211  
D803,752 S \* 11/2017 Sempek ..... D12/211  
D829,153 S \* 9/2018 Han ..... D12/209  
D830,278 S \* 10/2018 Aslam ..... D12/213  
D830,938 S \* 10/2018 Hodges ..... D12/211  
D831,556 S \* 10/2018 Hodges ..... D12/209  
D836,521 S \* 12/2018 Yeh ..... D12/209  
D842,193 S \* 3/2019 Han ..... D12/209

\* cited by examiner

*Primary Examiner* — Stacia A Cadmus

(74) *Attorney, Agent, or Firm* — Payam Moradian

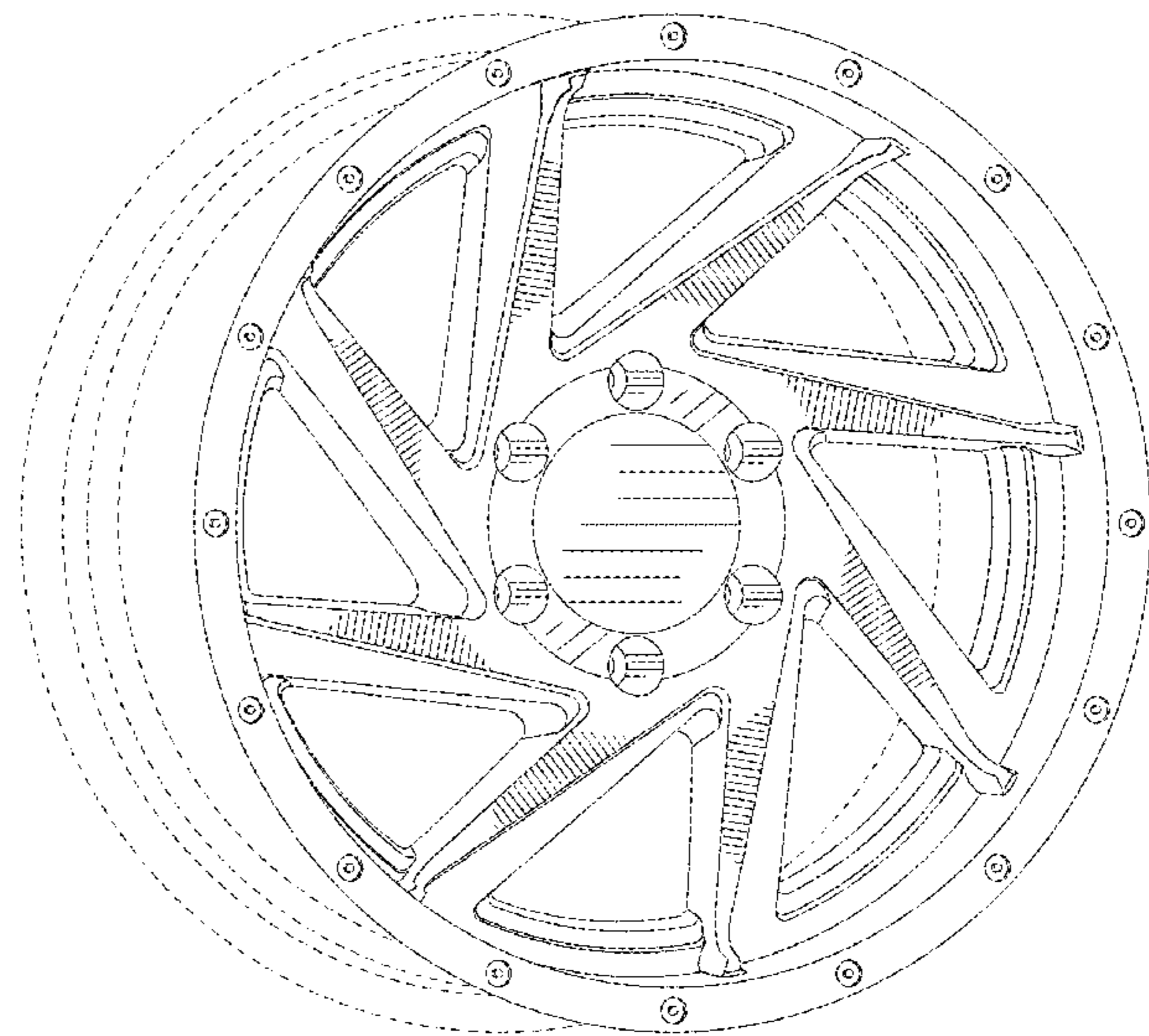
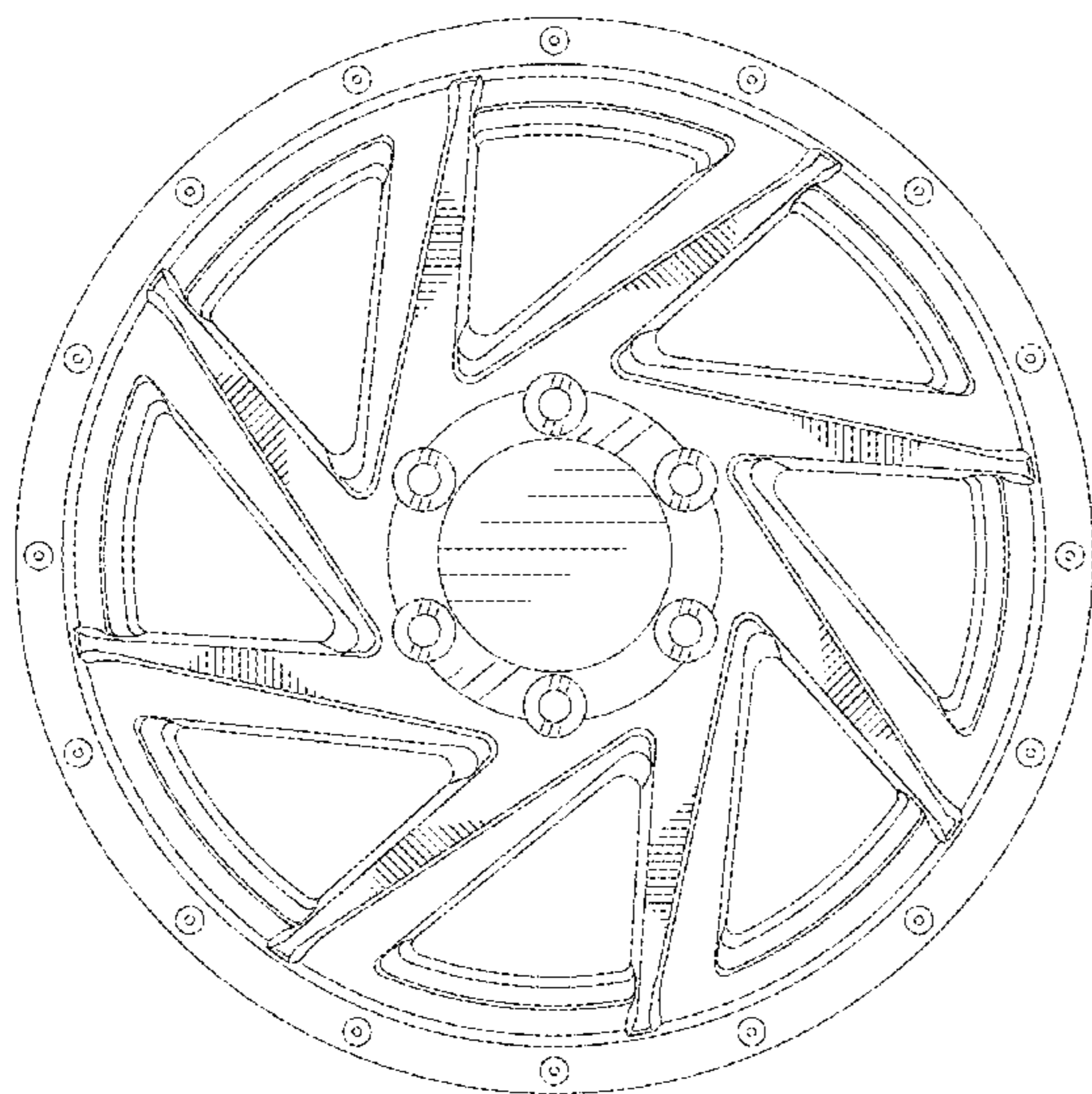
(57) **CLAIM**

I claim the ornamental design for an automobile wheel, as shown and described.

**DESCRIPTION**

FIG. 1 is a front elevational view of an automobile wheel, showing my new design; and, FIG. 2 is a perspective view thereof. The broken lines in the drawings of the automobile wheel are for showing portions of the article and form no part of the claimed design.

**1 Claim, 2 Drawing Sheets**



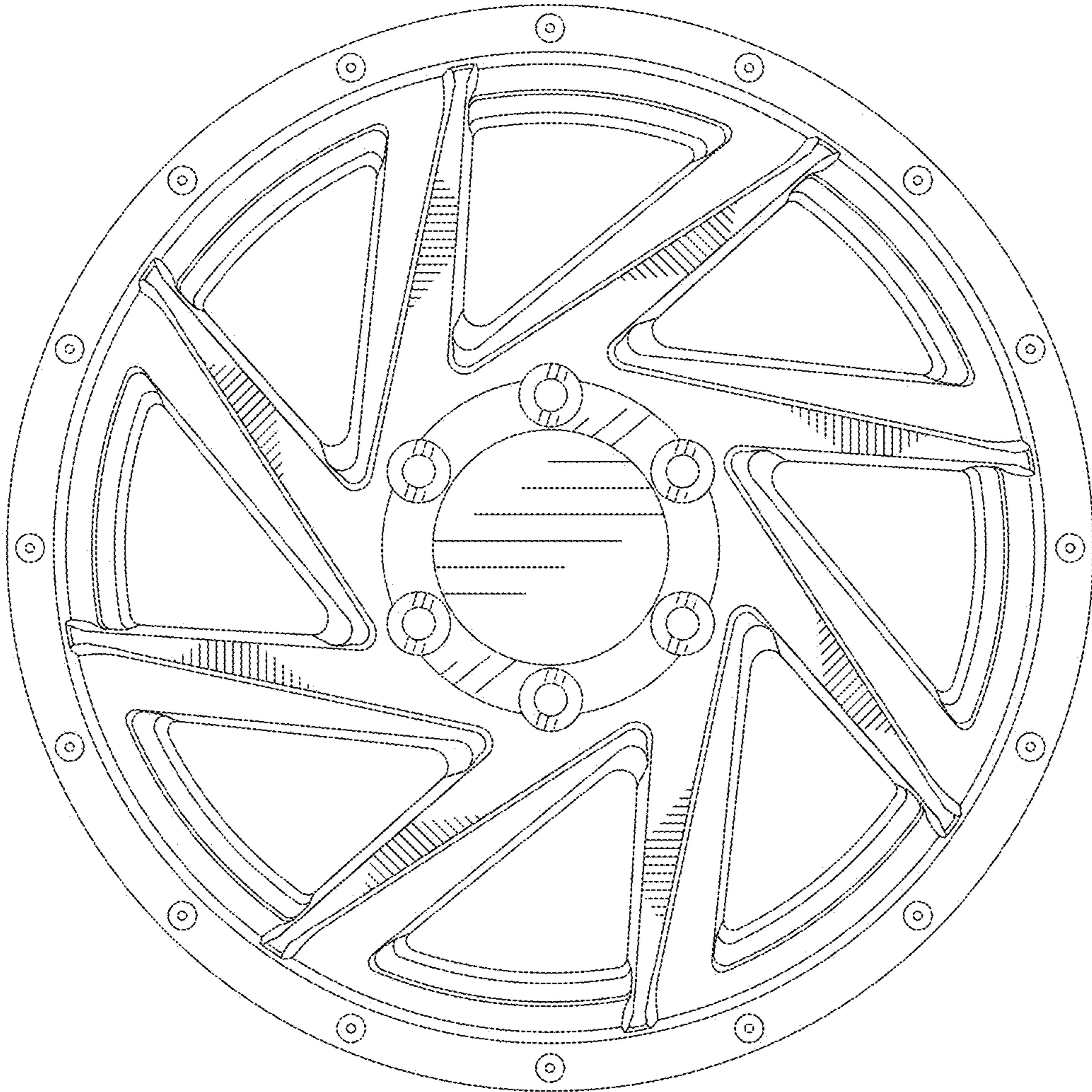


FIG. 1



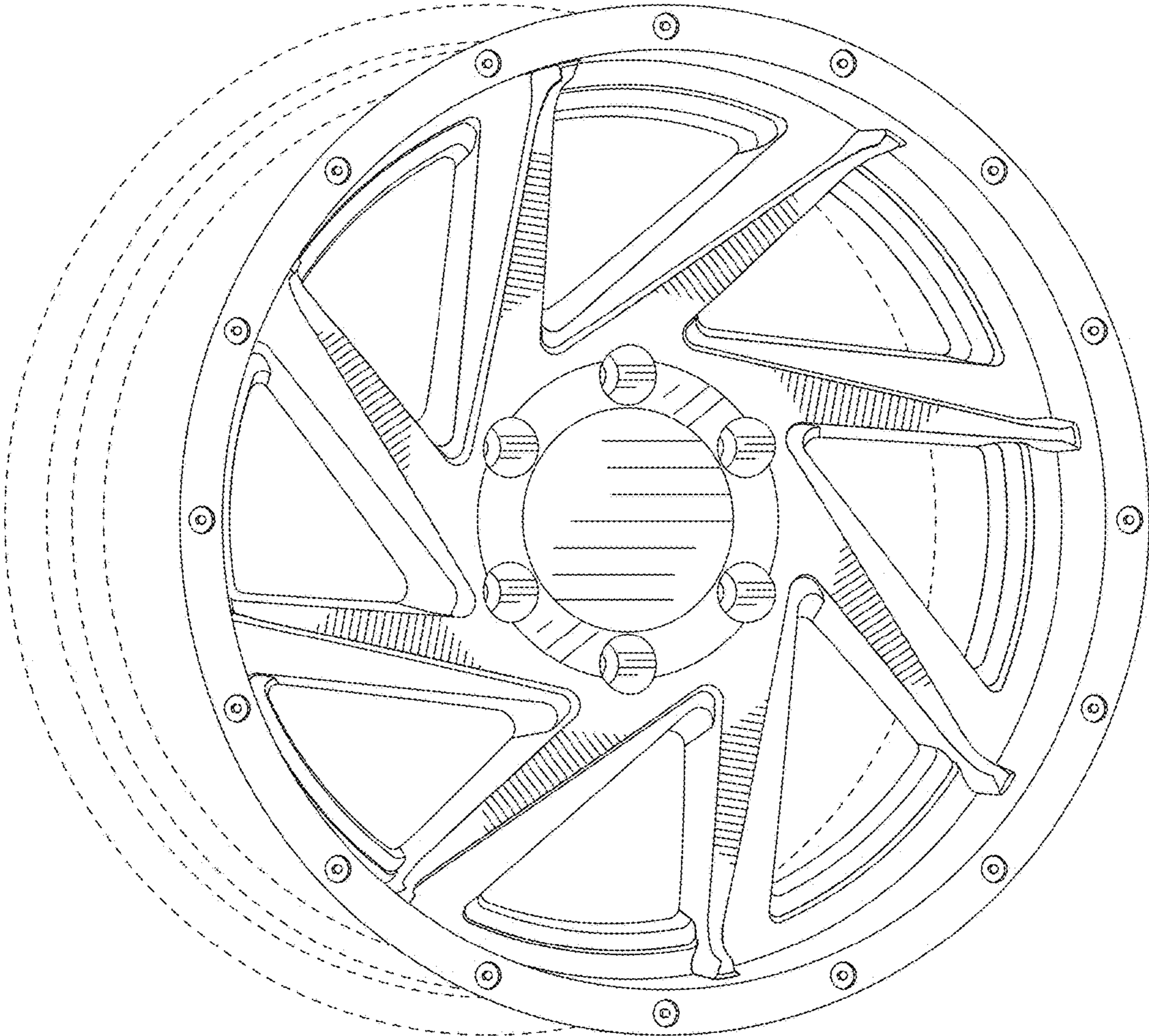


FIG.2