



US00D857586S

(12) **United States Design Patent** (10) **Patent No.:** **US D857,586 S**
Dewitt et al. (45) **Date of Patent:** **** Aug. 27, 2019**

(54) **VEHICLE WHEEL**
(71) Applicant: **Ford Global Technologies, LLC**,
Dearborn, MI (US)
(72) Inventors: **David Dewitt**, Docklands (AU); **Todd Willing**, East Melbourne (AU); **Max Wolff**, Birmingham, MI (US); **Mark Wright**, Nunawading (AU)
(73) Assignee: **Ford Global Technologies, LLC**,
Dearborn, MI (US)
(**) Term: **15 Years**
(21) Appl. No.: **29/632,642**
(22) Filed: **Jan. 9, 2018**
(51) **LOC (12) Cl.** **12-06**
(52) **U.S. Cl.**
USPC **D12/209**
(58) **Field of Classification Search**
USPC D12/204-213; D21/551, 563
CPC B60B 7/00; B60B 7/02; B60B 7/04; B60B 7/06; B60B 3/02; B60B 3/04; B60B 3/06; B60B 3/10
See application file for complete search history.

(56) **References Cited**
U.S. PATENT DOCUMENTS
D673,092 S * 12/2012 Platto D12/209
D673,093 S * 12/2012 Platto D12/209
D673,096 S * 12/2012 Platto D12/209
D696,175 S * 12/2013 Garbas D12/209
D697,004 S * 1/2014 Pollmann D12/209

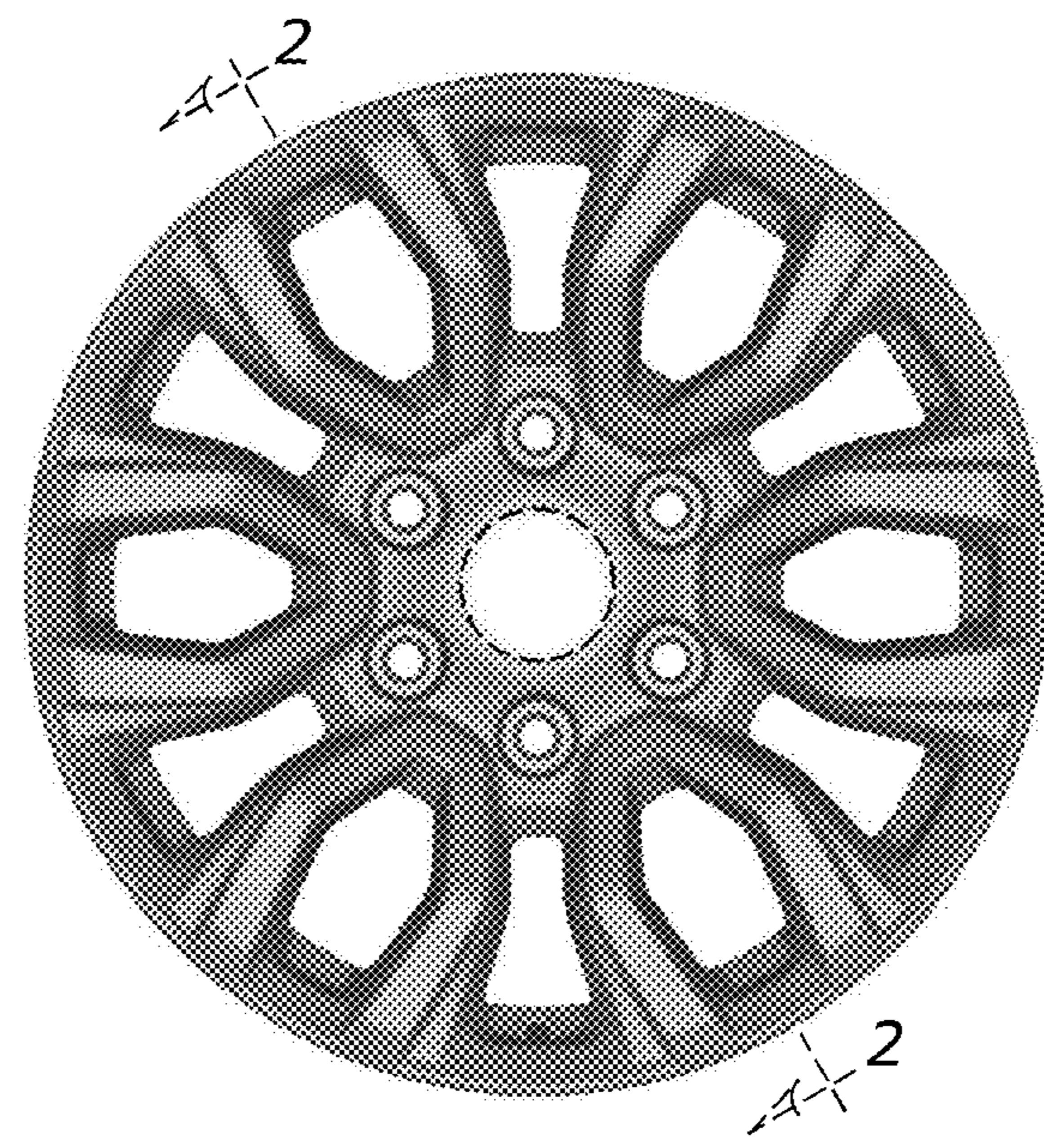
D744,925 S * 12/2015 Wheel D12/209
D746,751 S * 1/2016 Wheel D12/209
D749,028 S * 2/2016 Henstridge D12/209
D751,482 S * 3/2016 Caswell D12/209
D763,764 S * 8/2016 Dunford D12/209
D766,153 S * 9/2016 Wheel D12/209
D794,526 S * 8/2017 Patel D12/209
D797,025 S * 9/2017 Khachatryan D12/209
D800,625 S * 10/2017 Svensson D12/209
D820,184 S * 6/2018 Bucher D12/209
D823,771 S * 7/2018 Mueller D12/209
D827,539 S * 9/2018 Behmer D12/209
D827,540 S * 9/2018 Hilton D12/209
D830,933 S * 10/2018 Zhao D12/209
D830,934 S * 10/2018 Zhao D12/209
D832,762 S * 11/2018 Austin D12/209
D838,648 S * 1/2019 Metros D12/209

* cited by examiner
Primary Examiner — Sheryl Lane
(74) *Attorney, Agent, or Firm* — Vichit Chea

(57) **CLAIM**
The ornamental design for a vehicle wheel, as shown and described.

DESCRIPTION
FIG. 1 is a front elevational view of a vehicle wheel showing our new design;
FIG. 2 is a cross sectional view taken from line 2-2 in FIG. 1; and,
FIG. 3 is a side perspective view of a front face thereof.
Any broken lines represent an internal boundary of the design; the line itself and the area within form no part of the claim.

1 Claim, 3 Drawing Sheets



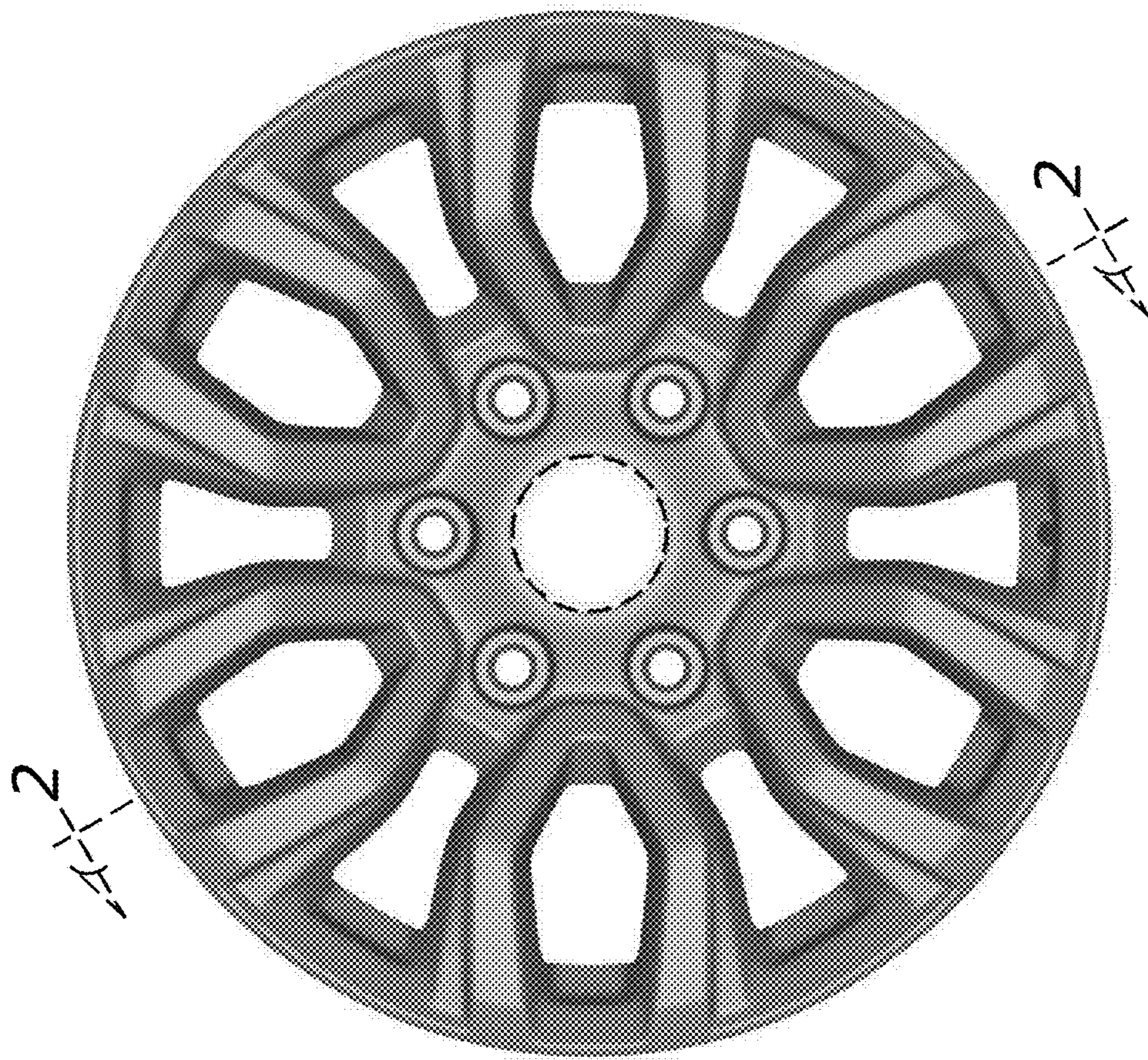


Fig. 1




Fig. 2



Fig. 3