



US00D857577S

(12) **United States Design Patent** (10) **Patent No.:** **US D857,577 S**
Nightingale et al. (45) **Date of Patent:** **** Aug. 27, 2019**

(54) **TAILGATE LIFTBACK FOR A VEHICLE**

D841,562 S * 2/2019 Beckles D12/401
D841,563 S * 2/2019 Beckles D12/401
D842,216 S * 3/2019 Tovey D12/401

(71) Applicant: **Jaguar Land Rover Limited**, Whitley,
Coventry (GB)

* cited by examiner

(72) Inventors: **Hugo Nightingale**, Coventry (GB);
Roman Bertin, Coventry (GB)

Primary Examiner — Susan Bennett Hattan
Assistant Examiner — Suzanne E Tisdell
(74) *Attorney, Agent, or Firm* — Wood Herron & Evans
LLP

(73) Assignee: **Jaguar Land Rover Limited**, Whitley,
Coventry (GB)

(57) **CLAIM**

(**) Term: **15 Years**

The ornamental design for a tailgate liftback for a vehicle,
as shown and described.

(21) Appl. No.: **29/636,838**

DESCRIPTION

(22) Filed: **Feb. 12, 2018**

FIG. 1 is a front right perspective view of a tailgate liftback
for a vehicle according to the present invention.

(30) **Foreign Application Priority Data**

Aug. 29, 2017 (EM) 004170249

FIG. 2 is a front left perspective view of the tailgate liftback
shown in FIG. 1.

(51) **LOC (12) Cl.** **12-16**

FIG. 3 is a rear left bottom perspective view thereof.

(52) **U.S. Cl.**

USPC **D12/196**

FIG. 4 is a rear right bottom perspective view thereof.

(58) **Field of Classification Search**

USPC D12/86, 90, 91, 92, 163, 169, 171, 183,
D12/196, 216

FIG. 5 is a front view thereof.

CPC . B60J 11/00; B60J 11/06; B60R 13/00; B60R
13/10; B62D 25/10; B62D 35/00; B62D
35/007; E05D 5/062

FIG. 6 is a rear view thereof.

See application file for complete search history.

FIG. 7 is a left side view thereof.

FIG. 8 is a right side view thereof.

FIG. 9 is a top view thereof.

FIG. 10 is a bottom view thereof; and,

(56) **References Cited**

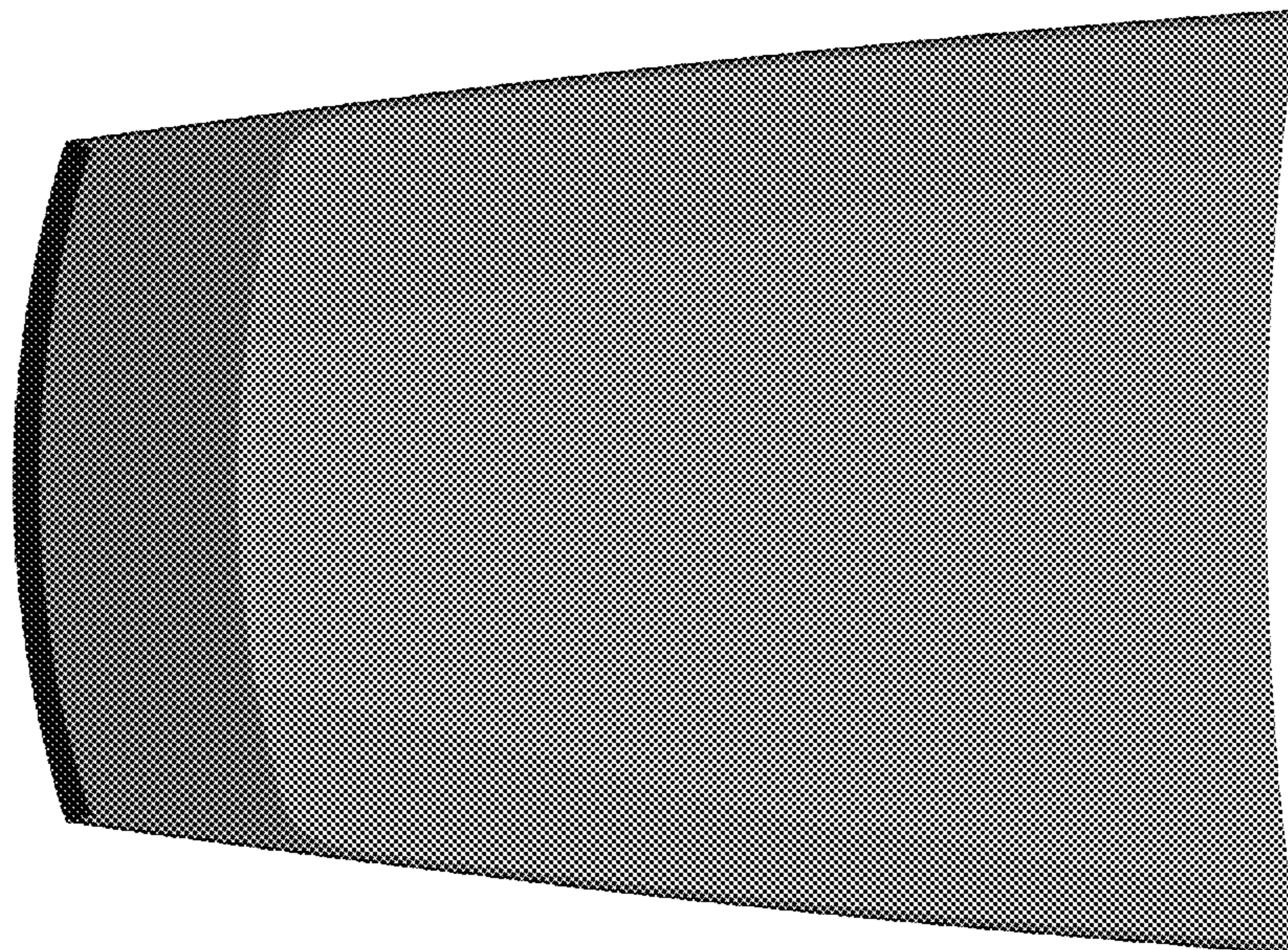
U.S. PATENT DOCUMENTS

7,628,440 B2 * 12/2009 Bernhardsson B60R 5/04
296/37.14

FIG. 11 is a top view of the tailgate liftback shown in FIG.
1-10, but with the tailgate liftback mounted on a vehicle, and
the rest of the vehicle shown in de-emphasized and half-tone
portions so as to illustrate environmental structure. These
portions form no part of the claimed invention. More par-
ticularly, in FIG. 11, the inventive tailgate liftback is shown
within the broken line, and the elements shown outside the
broken line form no part of the claimed invention, but are
instead included to show environmental aspects thereof.

D841,561 S * 2/2019 Beaven D12/401

1 Claim, 7 Drawing Sheets






FIG. 1




FIG. 2




FIG. 3




FIG. 4




FIG. 5




FIG. 6

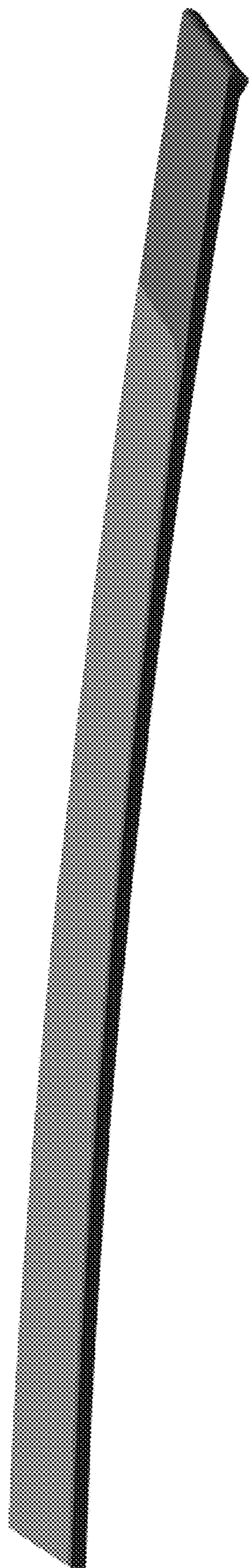


FIG. 7




FIG. 8



FIG. 9



FIG. 10

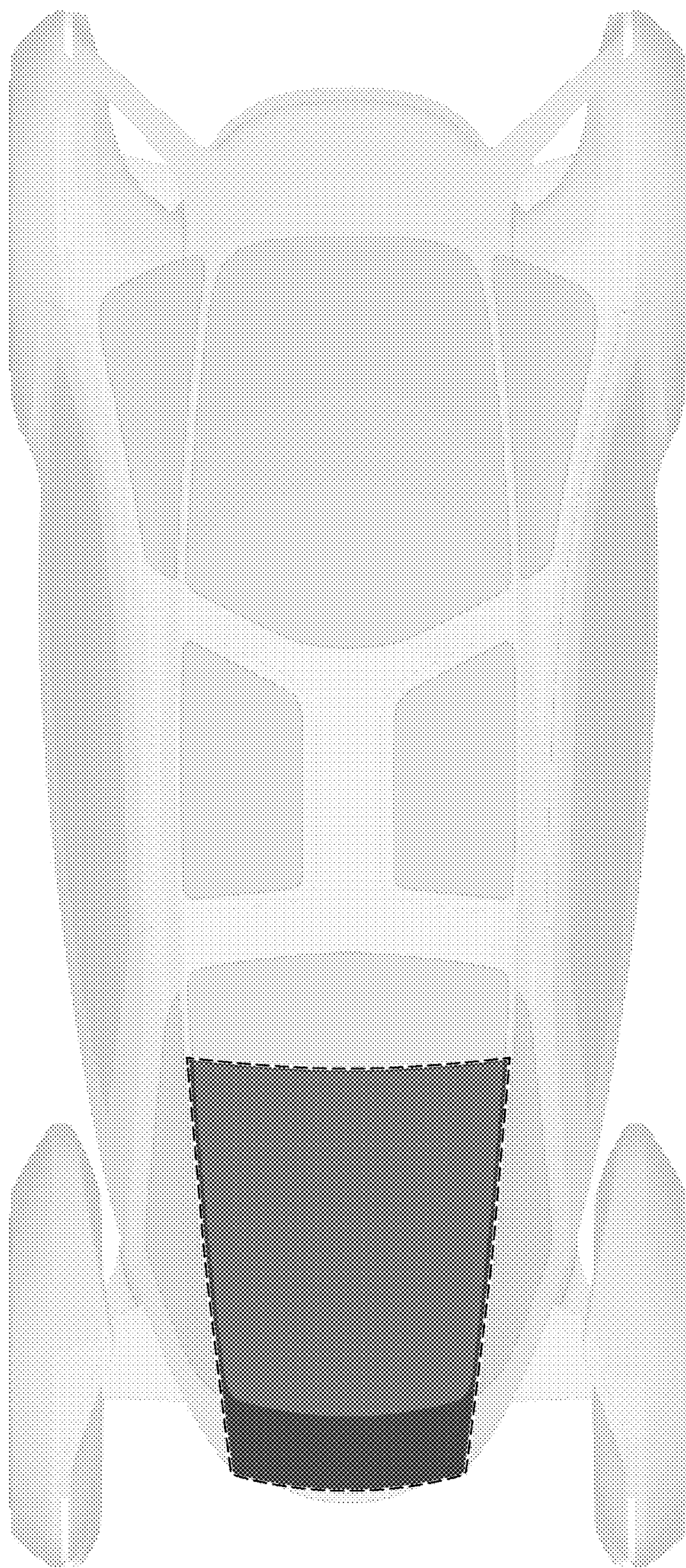


FIG. 11

UNITED STATES PATENT AND TRADEMARK OFFICE
CERTIFICATE OF CORRECTION

PATENT NO. : D857,577 S
APPLICATION NO. : 29/636838
DATED : August 27, 2019
INVENTOR(S) : Hugo Nightingale et al.

Page 1 of 1

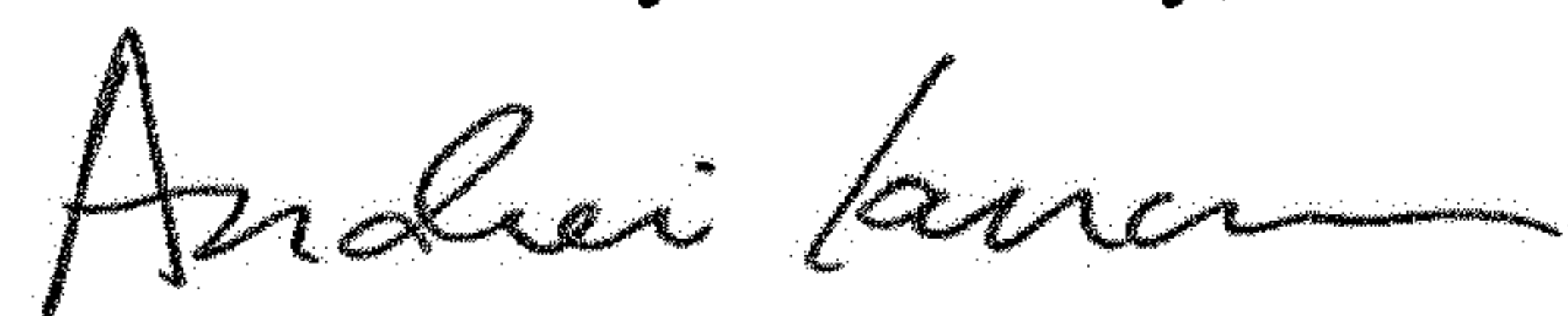
It is certified that error appears in the above-identified patent and that said Letters Patent is hereby corrected as shown below:

On the Title Page

Column 2, Under "Description"

Line 13, the second occurrence of the word "FIG." should be ---FIGS.---

Signed and Sealed this
Seventh Day of January, 2020



Andrei Iancu
Director of the United States Patent and Trademark Office