



US00D857570S

(12) **United States Design Patent** (10) **Patent No.:** **US D857,570 S**  
**Chung et al.** (45) **Date of Patent:** **\*\* Aug. 27, 2019**

(54) **FRONT BUMPER FOR MOTOR VEHICLE**

D688,988 S 9/2013 Varga  
D695,161 S 12/2013 Scheinhütte  
D695,163 S 12/2013 Scheinhütte

(71) Applicant: **Dr. Ing. h.c. F. Porsche**  
**Aktiengesellschaft, Stuttgart (DE)**

(Continued)

(72) Inventors: **Woosung Chung, Leonberg (DE); Ingo**  
**Scheinhütte, Eberdingen (DE)**

**FOREIGN PATENT DOCUMENTS**

JP D1444089 \* 6/2012

(73) Assignee: **Dr. Ing. h.c. F. Porsche**  
**Aktiengesellschaft (DE)**

**OTHER PUBLICATIONS**

(\*\*) Term: **15 Years**

<https://www.caranddriver.com/photos/g15185419/2018-porsche-911-gt2-rs-first-drive-review-gallery/?slide=10> Nov. 6, 2017 (Year: 2017).\*

(21) Appl. No.: **29/613,582**

(Continued)

(22) Filed: **Aug. 11, 2017**

*Primary Examiner* — Leanne Was-Englehart  
(74) *Attorney, Agent, or Firm* — RatnerPrestia

(30) **Foreign Application Priority Data**

Feb. 14, 2017 (DE) ..... 40 2017 100 149

(51) **LOC (12) Cl.** ..... **12-16**

(52) **U.S. Cl.**  
USPC ..... **D12/169**

(58) **Field of Classification Search**  
USPC ..... D12/86, 163, 164, 167, 169, 170, 171,  
D12/172, 216; D21/424, 427, 433, 483,  
D21/533, 548  
CPC .... A63H 17/26; A63H 17/262; A63H 17/264;  
A63H 17/266; A63H 17/36; A63H 17/38;  
B60R 19/02; B60R 19/04; B60R 19/18;  
B60R 19/24; B60R 19/26; B60R 19/52  
See application file for complete search history.

(56) **References Cited**

**U.S. PATENT DOCUMENTS**

D549,614 S \* 8/2007 Kulla ..... D12/92  
D606,903 S \* 12/2009 Saracoglu ..... D12/92  
D610,488 S \* 2/2010 Kulla ..... D12/92  
D659,606 S 5/2012 Varga  
D680,474 S 4/2013 Scheinhütte  
D682,754 S 5/2013 Robinson

(57) **CLAIM**

The ornamental design for a front bumper for motor vehicle, as shown and described.

**DESCRIPTION**

The patent or application file contains at least one drawing executed in color. Copies of this patent or patent application publication with color drawing(s) will be provided by the Office upon request and payment of the necessary fee.

FIG. 1 is a right perspective view a front bumper for motor vehicle;

FIG. 2 is a left perspective view thereof;

FIG. 3 is a front elevation view thereof;

FIG. 4 is an elevation view thereof from the left side;


FIG. 5 is an elevation view thereof from the right side; and,

FIG. 6 is a top plan view thereof.

The color black indicates color contrast.

The broken line showing of the front bumper for motor vehicle is for the purpose of illustrating portions of the front bumper for motor vehicle and forms no part of the claimed design.

**1 Claim, 5 Drawing Sheets**  
**(5 of 5 Drawing Sheet(s) Filed in Color)**



(56)

**References Cited**

U.S. PATENT DOCUMENTS

D712,803 S 9/2014 Scheinhütte  
D712,804 S 9/2014 Scheinhütte  
D733,623 S 7/2015 Robinson  
D754,575 S 4/2016 Varga  
D769,154 S \* 10/2016 Varga ..... D12/92  
D771,531 S 11/2016 Varga  
D787,385 S 5/2017 Varga  
D797,018 S 9/2017 Yamashita et al.  
D835,730 S \* 12/2018 Chung ..... D21/548

OTHER PUBLICATIONS

<https://www.youtube.com/watch?v=IH1x5is-KY> Aug. 21, 2016 (Year: 2016).\*  
Design U.S. Appl. No. 29/579,832, by Scheinhütte, filed Oct. 4, 2016.

\* cited by examiner



FIG. 1



FIG. 2




FIG. 3




FIG. 4




FIG. 5



FIG. 6