



US00D857554S

(12) **United States Design Patent**  
**Schoedl et al.**

(10) **Patent No.:** **US D857,554 S**  
(45) **Date of Patent:** **\*\* Aug. 27, 2019**

(54) **H-SHAPED RAILCAR FOLLOWER**

(71) Applicants: **Erich A. Schoedl**, Sugar Grove, IL (US); **Kenneth A. James**, West Chicago, IL (US); **Andy R. Kries**, Elgin, IL (US)

(72) Inventors: **Erich A. Schoedl**, Sugar Grove, IL (US); **Kenneth A. James**, West Chicago, IL (US); **Andy R. Kries**, Elgin, IL (US)

(73) Assignee: **MINER ENTERPRISES, INC.**, Geneva, IL (US)

(\*\*) Term: **15 Years**

(21) Appl. No.: **29/593,615**

(22) Filed: **Feb. 10, 2017**

(51) **LOC (12) Cl.** ..... **12-03**

(52) **U.S. Cl.**  
USPC ..... **D12/47**

(58) **Field of Classification Search**  
USPC ..... D12/42, 43, 47, 48, 51; D15/5; D13/184  
CPC ... B61G 9/04; B61G 7/10; B61G 5/04; B61G 9/12; B61G 9/22; B61G 9/18; B61G 9/24; B61G 11/00; B61G 11/14; B61G 11/18; B61G 7/12  
See application file for complete search history.

(56) **References Cited**

**U.S. PATENT DOCUMENTS**

1,192,497 A	7/1916	Chiles	
1,562,094 A	11/1925	Kadek et al.	
2,235,194 A *	3/1941	Bazeley	B61G 9/24 213/72
2,875,906 A *	3/1959	Furniss	B61G 7/10 213/72
3,539,054 A *	11/1970	Keller	B61G 9/22 213/67 R

3,554,386 A *	1/1971	La Belle	B61G 9/22 213/22
4,593,827 A *	6/1986	Altherr	B61G 1/28 213/50
4,593,829 A *	6/1986	Altherr	B61G 1/28 105/4.1
5,176,268 A	1/1993	Manley	
5,201,827 A *	4/1993	Glover	B61G 7/10 213/50
5,305,899 A	4/1994	Kaufhold	
5,454,475 A *	10/1995	Kaufhold	B61G 7/10 213/56

(Continued)

*Primary Examiner* — Michelle E. Wilson

*Assistant Examiner* — Ania Aman

(74) *Attorney, Agent, or Firm* — Law Office of John W. Harbst

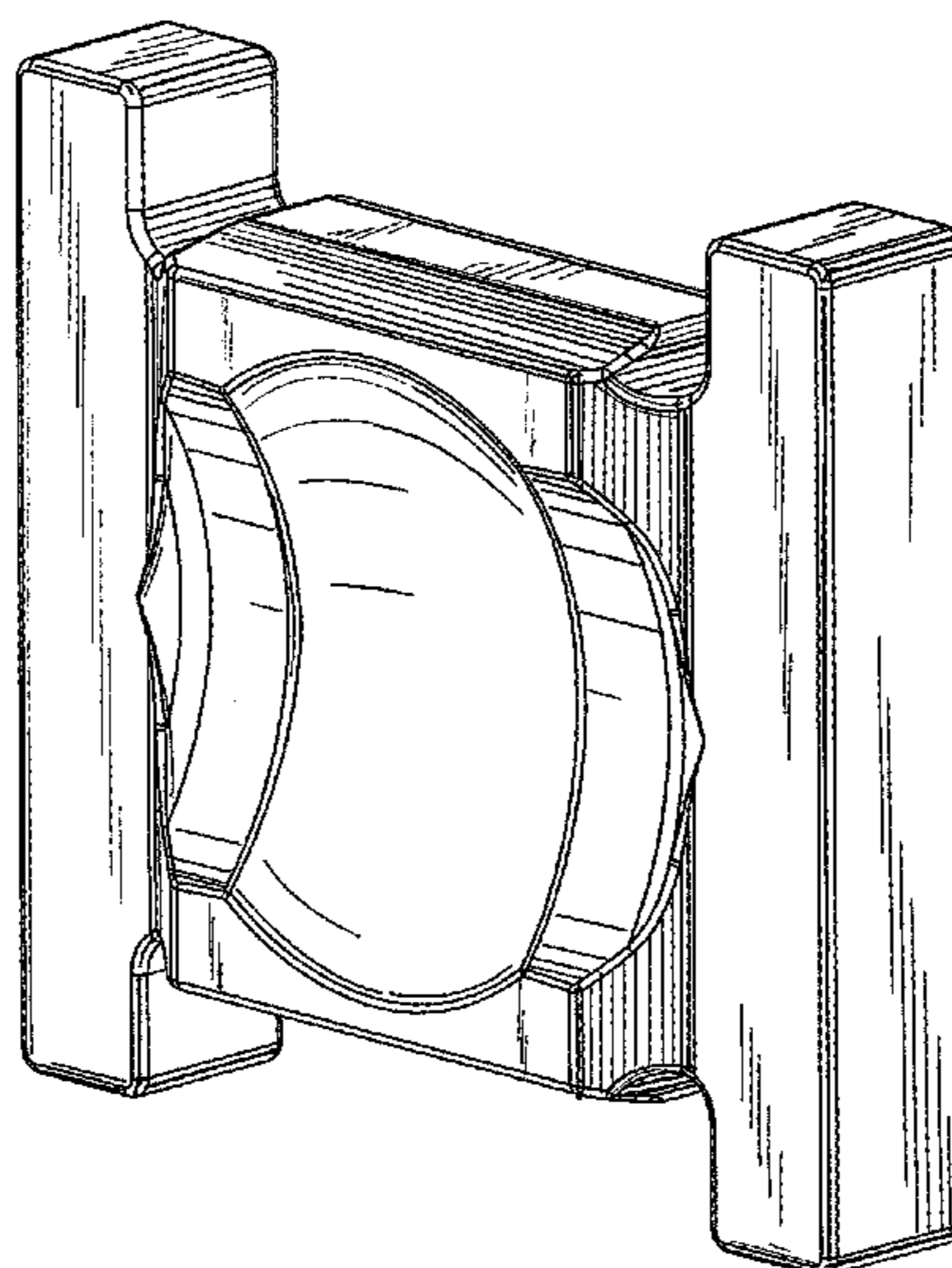
(57) **CLAIM**

The ornamental design for a H-shaped railcar follower, as shown and described.

**DESCRIPTION**

FIG. 1 is an upper perspective view of an H-shaped railcar follower showing our new design; FIG. 2 is front elevational view thereof; FIG. 3 is a rear elevation view thereof; FIG. 4 is a right side elevational view thereof, with the left side elevational view being a mirror image thereof; FIG. 5 is a top plan view thereof, with the bottom plan view being a mirror image thereof; FIG. 6 is an upper perspective view of a second embodiment of a H-shaped railcar follower; FIG. 7 is front elevational view thereof, with the rear elevational view being a mirror image thereof; FIG. 8 is a right side elevational view thereof, with the left side elevational view being a mirror image thereof; and, FIG. 9 is a top plan view thereof, with the bottom open view being a mirror image thereof.

**1 Claim, 7 Drawing Sheets**



(56)

**References Cited**

U.S. PATENT DOCUMENTS

6,488,162	B1 *	12/2002	Carlstedt .....	B61G 9/10 213/32 R
6,681,943	B2	1/2004	Barker et al.	
8,136,683	B2	3/2012	Sparinis et al.	
9,598,092	B2 *	3/2017	James .....	B61G 7/10
2005/0011852	A1	1/2005	Fetterolf et al.	

\* cited by examiner

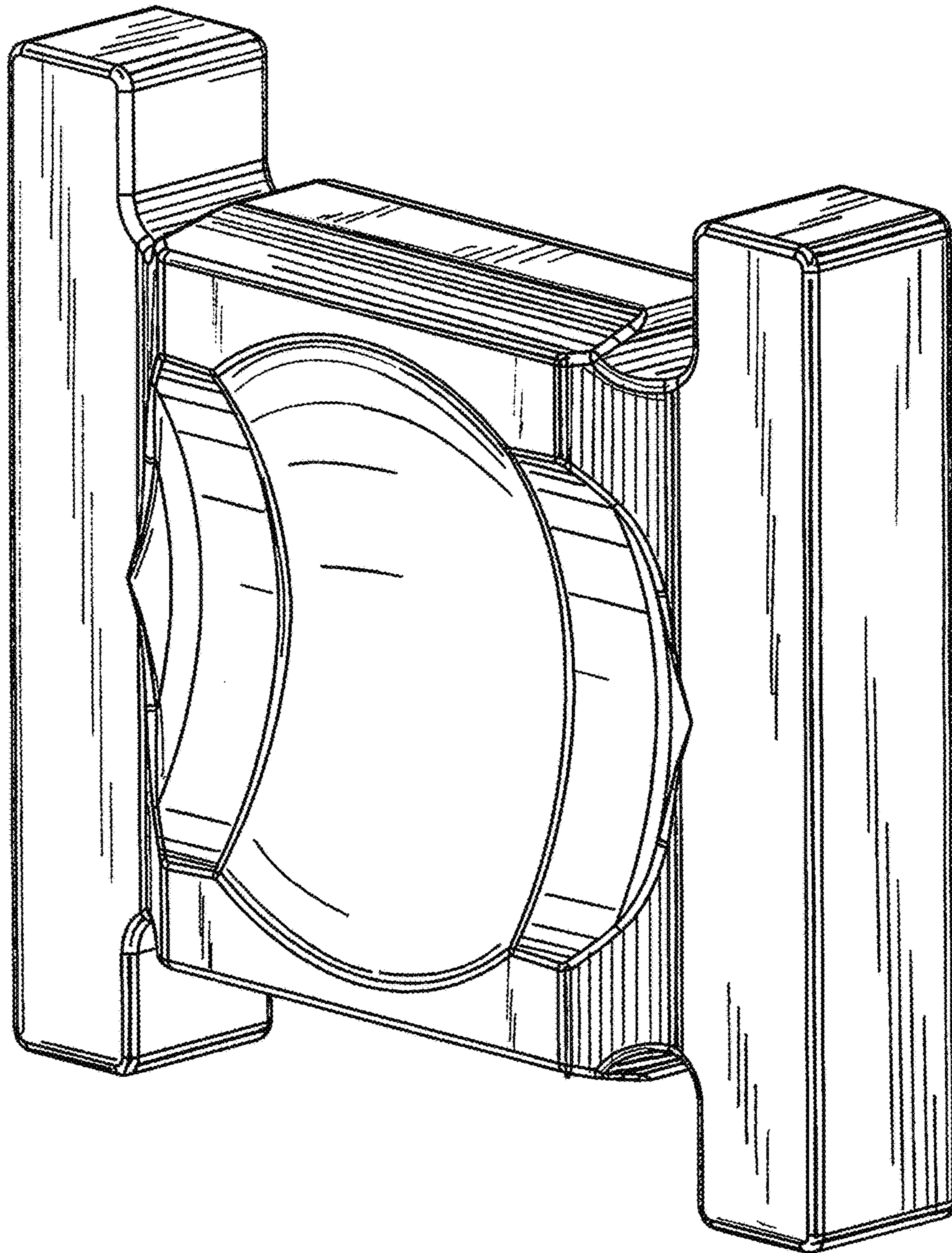


FIG. 1

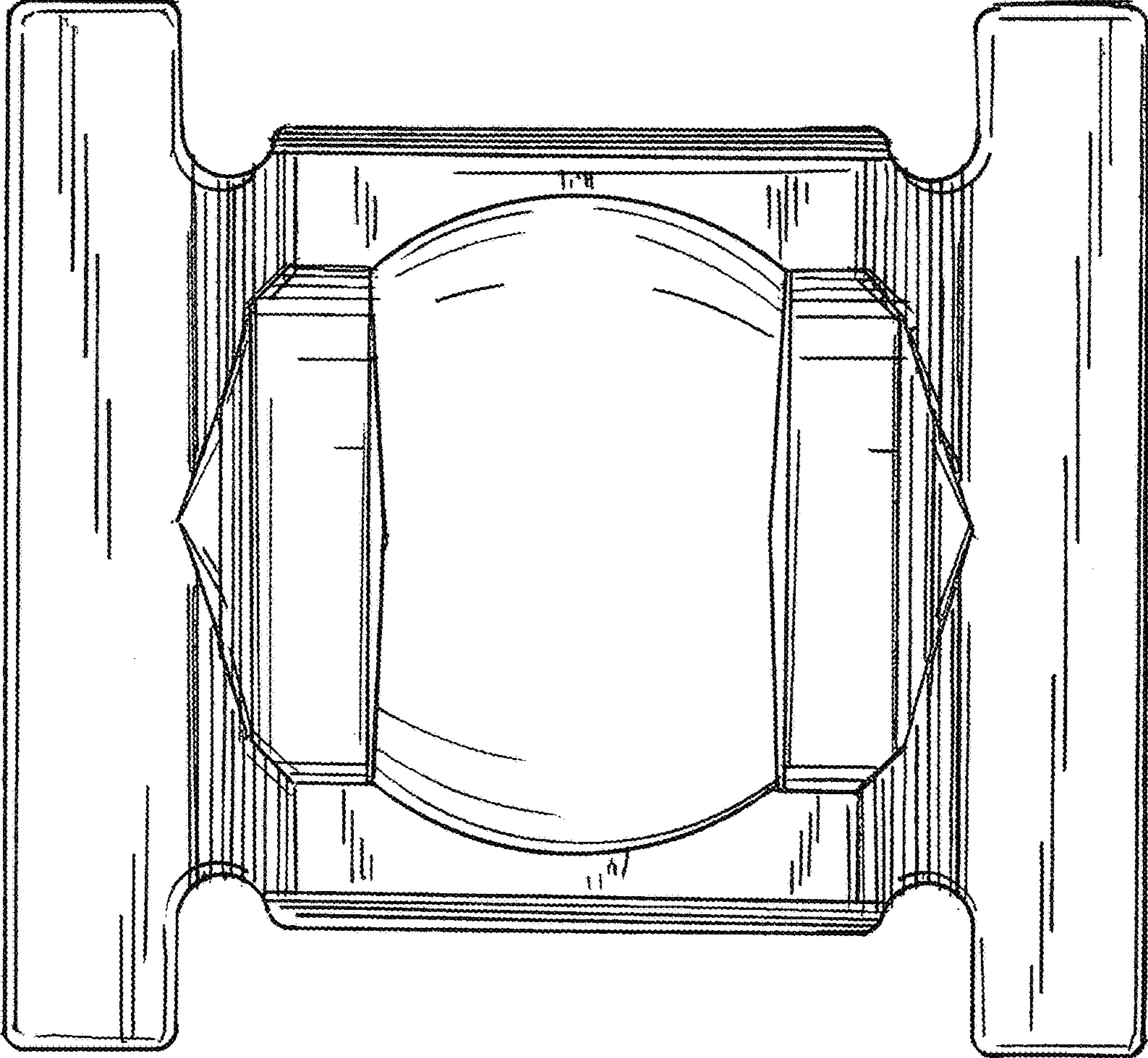


FIG. 2

FIG. 3

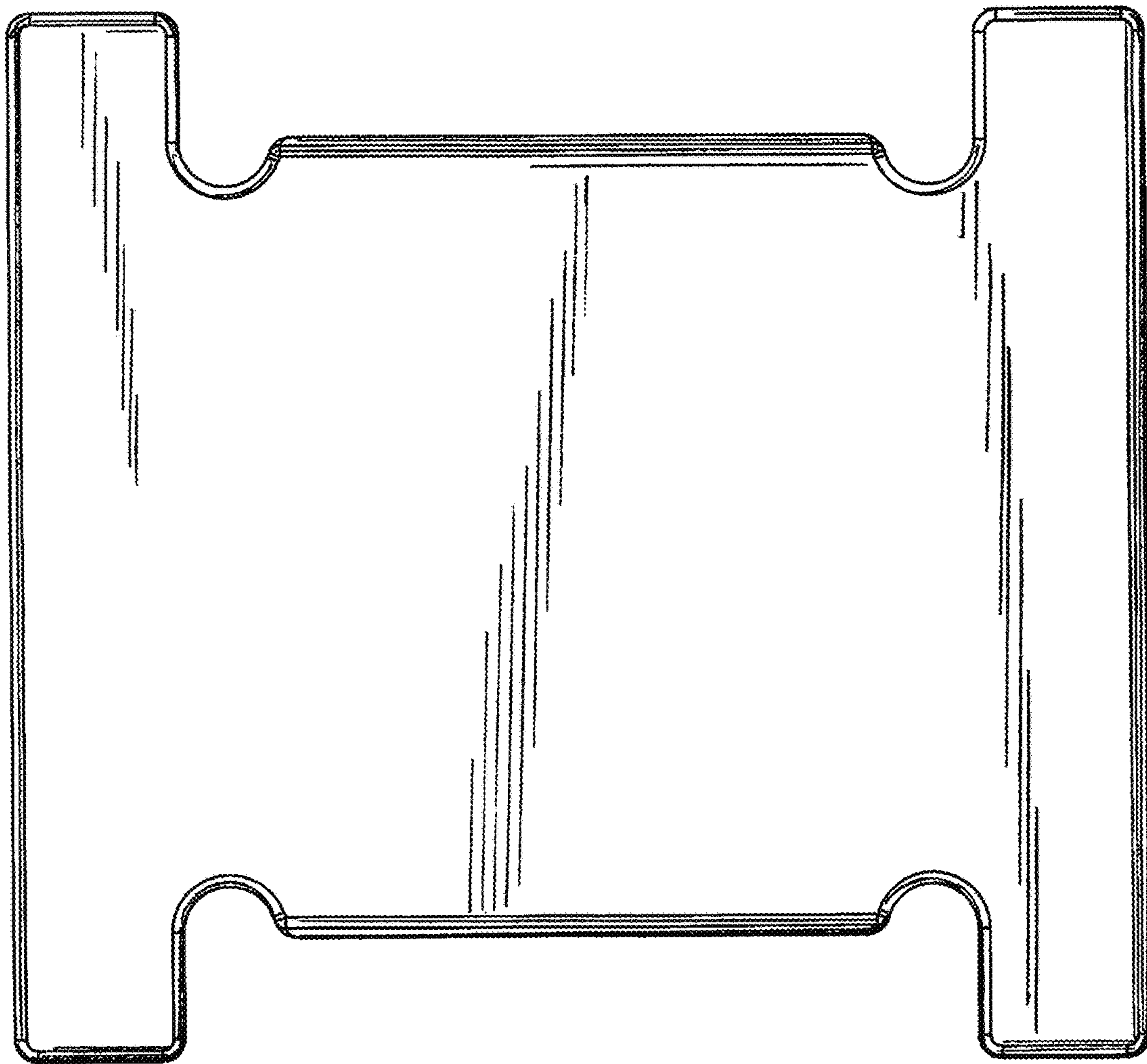


FIG. 4

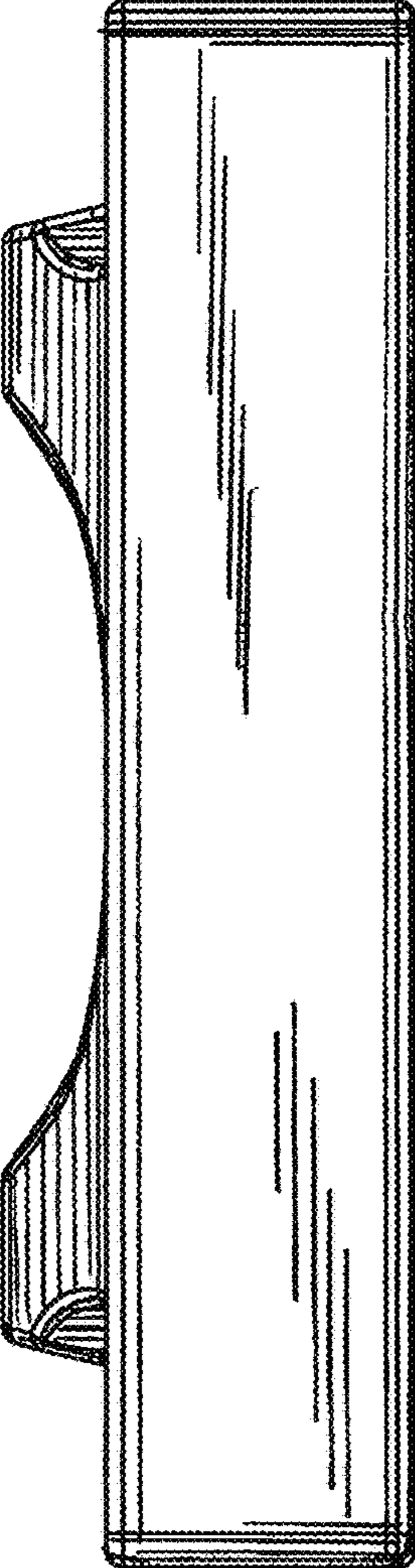


FIG. 5



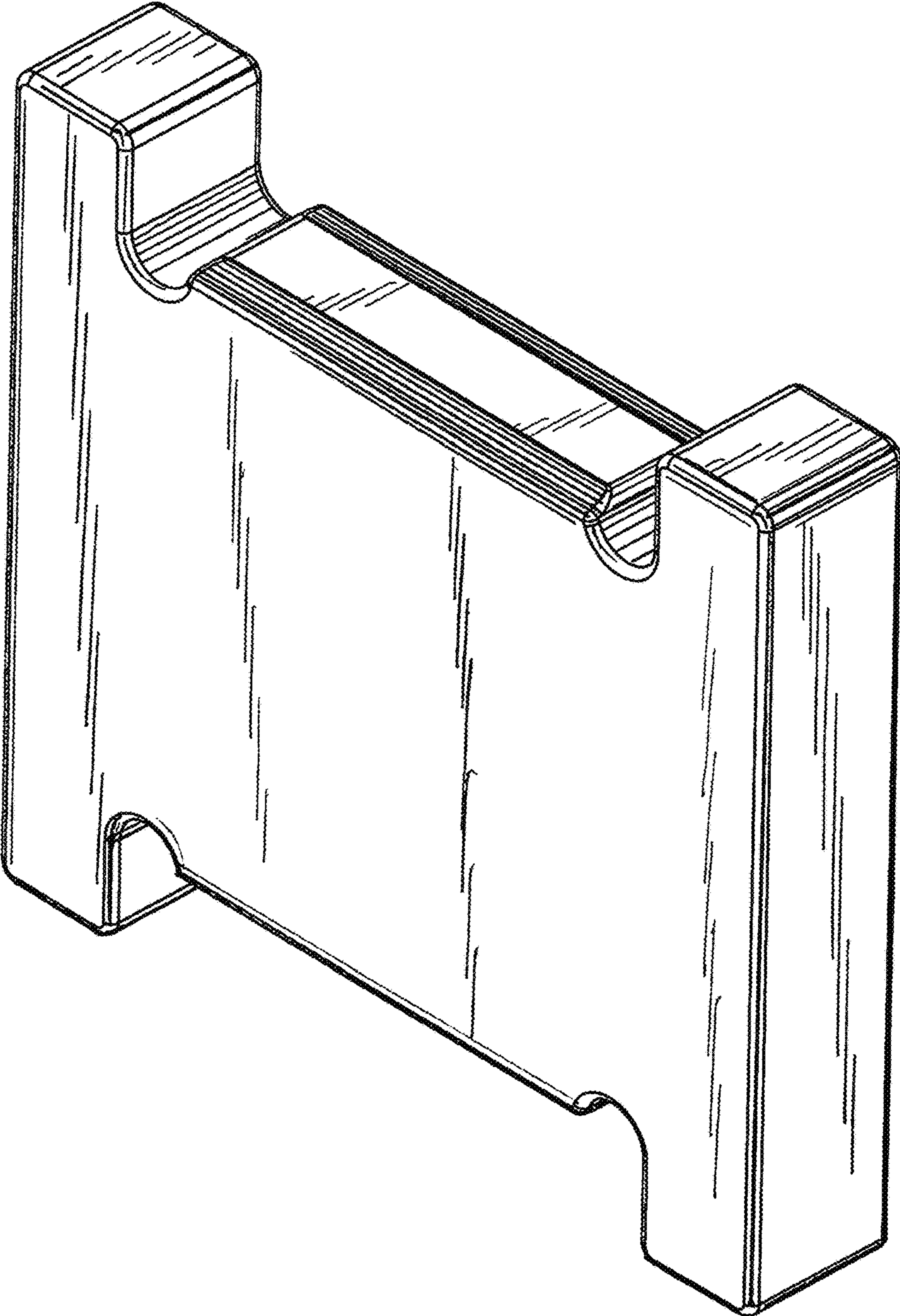


FIG. 6

FIG. 7

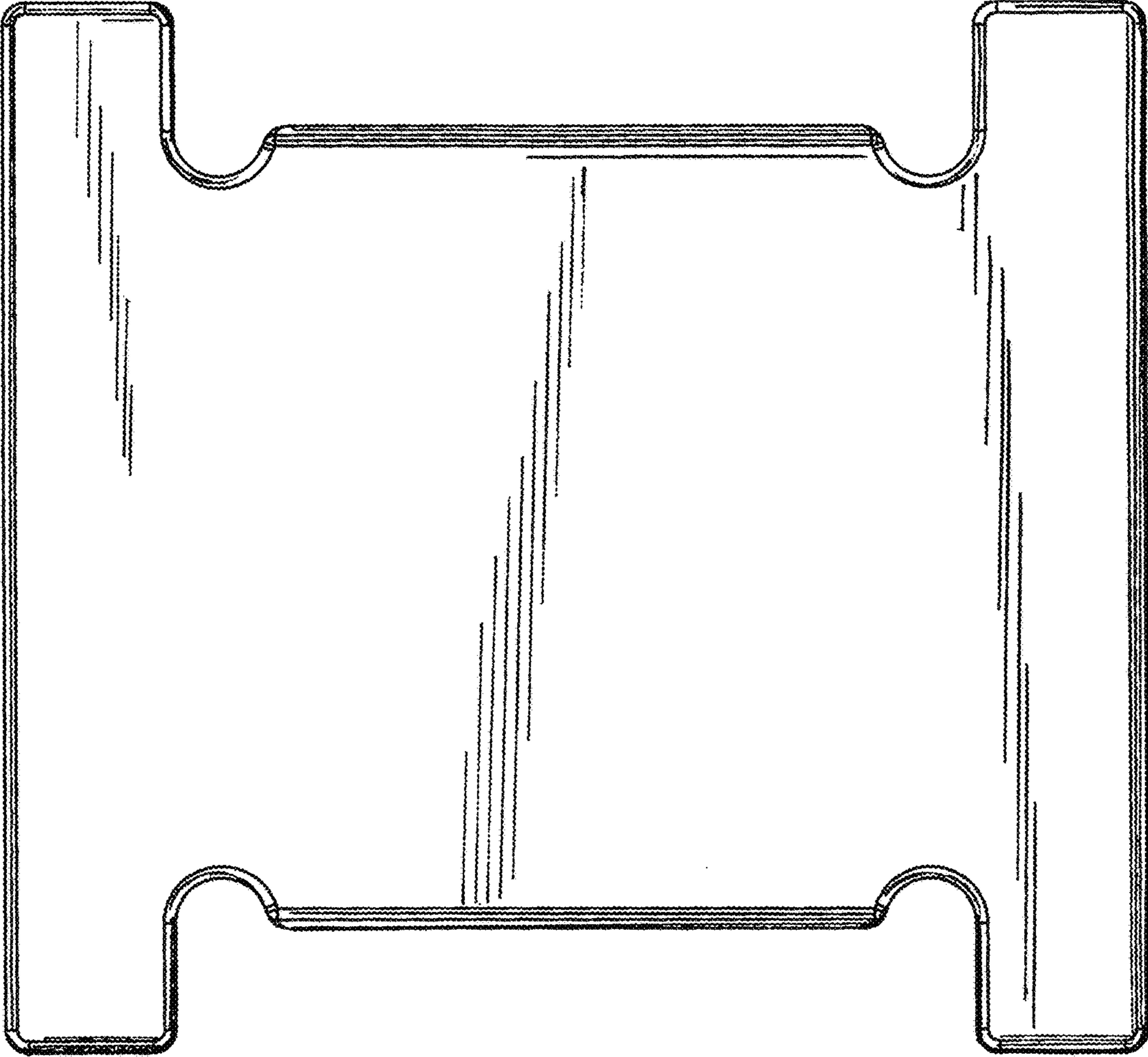




FIG. 8


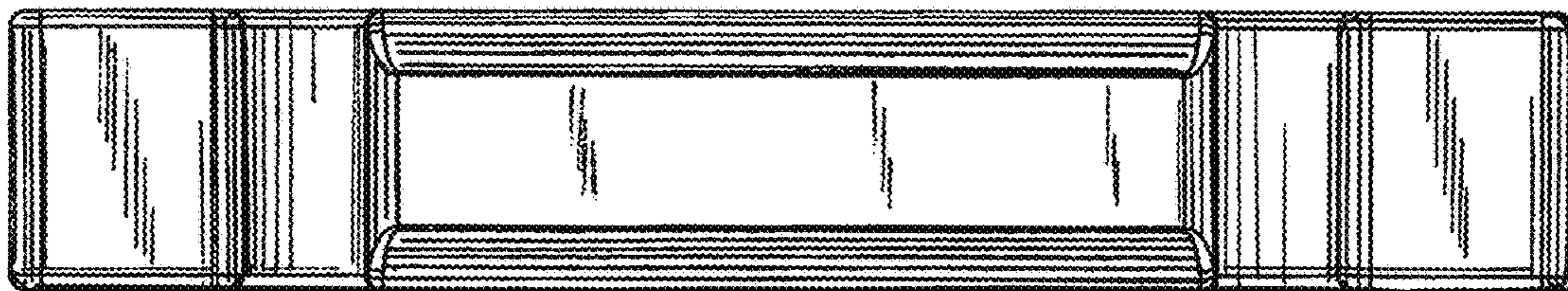


FIG. 9



UNITED STATES PATENT AND TRADEMARK OFFICE  
**CERTIFICATE OF CORRECTION**

PATENT NO. : D857,554 S  
APPLICATION NO. : 29/593615  
DATED : August 27, 2019  
INVENTOR(S) : E. A. Schoedl, A. R. Kries and K. A. James

Page 1 of 2


It is certified that error appears in the above-identified patent and that said Letters Patent is hereby corrected as shown below:

On the Title Page

Column 2, in the Description, Line 6, after “thereof;” insert -- and --;  
Column 2, in the Description, Line 8, change “thereof” to -- thereof. --;  
Column 2, in the Description, cancel Lines 9 through 16 in their entirety;  
Under DESCRIPTION “1 Claim, 7 Drawing Sheets” should read -- 1 Claim, 4 Drawing Sheets --  
shown on the attached title page.

In the Drawings

Cancel FIGS. 6 through 9 in their entirety.

Signed and Sealed this  
Twenty-sixth Day of April, 2022  
  
Katherine Kelly Vidal  
Director of the United States Patent and Trademark Office

(12) **United States Design Patent** (10) **Patent No.:** **US D857,554 S**  
**Schoedl et al.** (45) **Date of Patent:** **\*\* Aug. 27, 2019**

(54) **H-SHAPED RAILCAR FOLLOWER** 3,554,386 A \* 1/1971 La Belle ..... B61G 9/22  
 213/22  
 (71) Applicants: **Erich A. Schoedl**, Sugar Grove, IL 4,593,827 A \* 6/1986 Altherr ..... B61G 1/28  
 (US); **Kenneth A. James**, West 213/50  
 Chicago, IL (US); **Andy R. Kries**, 4,593,829 A \* 6/1986 Altherr ..... B61G 1/28  
 Elgin, IL (US) 105/4.1  
 5,176,268 A 1/1993 Manley  
 (72) Inventors: **Erich A. Schoedl**, Sugar Grove, IL 5,201,827 A \* 4/1993 Glover ..... B61G 7/10  
 (US); **Kenneth A. James**, West 213/50  
 Chicago, IL (US); **Andy R. Kries**, 5,305,899 A 4/1994 Kaufhold  
 Elgin, IL (US) 5,454,475 A \* 10/1995 Kaufhold ..... B61G 7/10  
 213/56

(Continued)

(73) Assignee: **MINER ENTERPRISES, INC.**,  
 Geneva, IL (US) *Primary Examiner* — Michelle E. Wilson  
*Assistant Examiner* — Ania Aman  
 (\*\*) Term: **15 Years** (74) *Attorney, Agent, or Firm* — Law Office of John W.  
 Harbst

(21) Appl. No.: **29/593,615**

(57) **CLAIM**

(22) Filed: **Feb. 10, 2017**

The ornamental design for a H-shaped railcar follower, as shown and described.

(51) **LOC (12) CL.** ..... **12-03**

(52) **U.S. Cl.**  
 USPC ..... **D12/47**

**DESCRIPTION**

(58) **Field of Classification Search**  
 USPC ..... D12/42, 43, 47, 48, 51; D15/5; D13/184  
 CPC ... B61G 9/04; B61G 7/10; B61G 5/04; B61G  
 9/12; B61G 9/22; B61G 9/18; B61G  
 9/24; B61G 11/00; B61G 11/14; B61G  
 11/18; B61G 7/12  
 See application file for complete search history.

FIG. 1 is an upper perspective view of an H-shaped railcar follower showing our new design;  
 FIG. 2 is front elevational view thereof;  
 FIG. 3 is a rear elevation view thereof;  
 FIG. 4 is a right side elevational view thereof, with the left side elevational view being a mirror image thereof;  
 FIG. 5 is a top plan view thereof, with the bottom plan view being a mirror image thereof;  
 FIG. 6 is an upper perspective view of a second embodiment of a H-shaped railcar follower;  
 FIG. 7 is front elevational view thereof, with the rear elevational view being a mirror image thereof;  
 FIG. 8 is a right side elevational view thereof, with the left side elevational view being a mirror image thereof; and,  
 FIG. 9 is a top plan view thereof, with the bottom open view being a mirror image thereof.

(56) **References Cited**

**U.S. PATENT DOCUMENTS**

1,192,497 A 7/1916 Chiles  
 1,562,094 A 11/1925 Kadek et al.  
 2,235,194 A \* 3/1941 Bazeley ..... B61G 9/24  
 213/72  
 2,875,906 A \* 3/1959 Furniss ..... B61G 7/10  
 213/72  
 3,539,054 A \* 11/1970 Keller ..... B61G 9/22  
 213/67 R

**1 Claim, 4 Drawing Sheets**

