



US00D857532S

(12) **United States Design Patent**
Hirayama

(10) **Patent No.:** **US D857,532 S**

(45) **Date of Patent:** **** Aug. 27, 2019**

(54) **RULER**

4,945,642 A * 8/1990 Saulietis A41H 31/00

(71) Applicant: **Akiteru Hirayama**, Shizuoka (JP)

5,864,959 A * 2/1999 Johansen B43L 7/007

(72) Inventor: **Akiteru Hirayama**, Shizuoka (JP)

D739,271 S * 9/2015 Ruggiero D10/65

(**) Term: **15 Years**

* cited by examiner

(21) Appl. No.: **29/646,755**

Primary Examiner — Antoine Duval Davis

(22) Filed: **May 7, 2018**

(74) *Attorney, Agent, or Firm* — Socal IP Law Group
LLP; Michael D. Harris

(30) **Foreign Application Priority Data**

Jan. 22, 2018 (JP) 2018-001033

(51) **LOC (12) Cl.** **10-04**

(52) **U.S. Cl.**

USPC **D10/71; D10/62**

(58) **Field of Classification Search**

USPC D10/62, 65, 71

CPC G01B 3/02; G01B 3/04; B43L 13/145

See application file for complete search history.

(56) **References Cited**

U.S. PATENT DOCUMENTS

2,719,359 A * 10/1955 Webber G01C 11/00

235/78 R

4,337,577 A * 7/1982 Hotchkiss G01C 21/20

235/61 NV

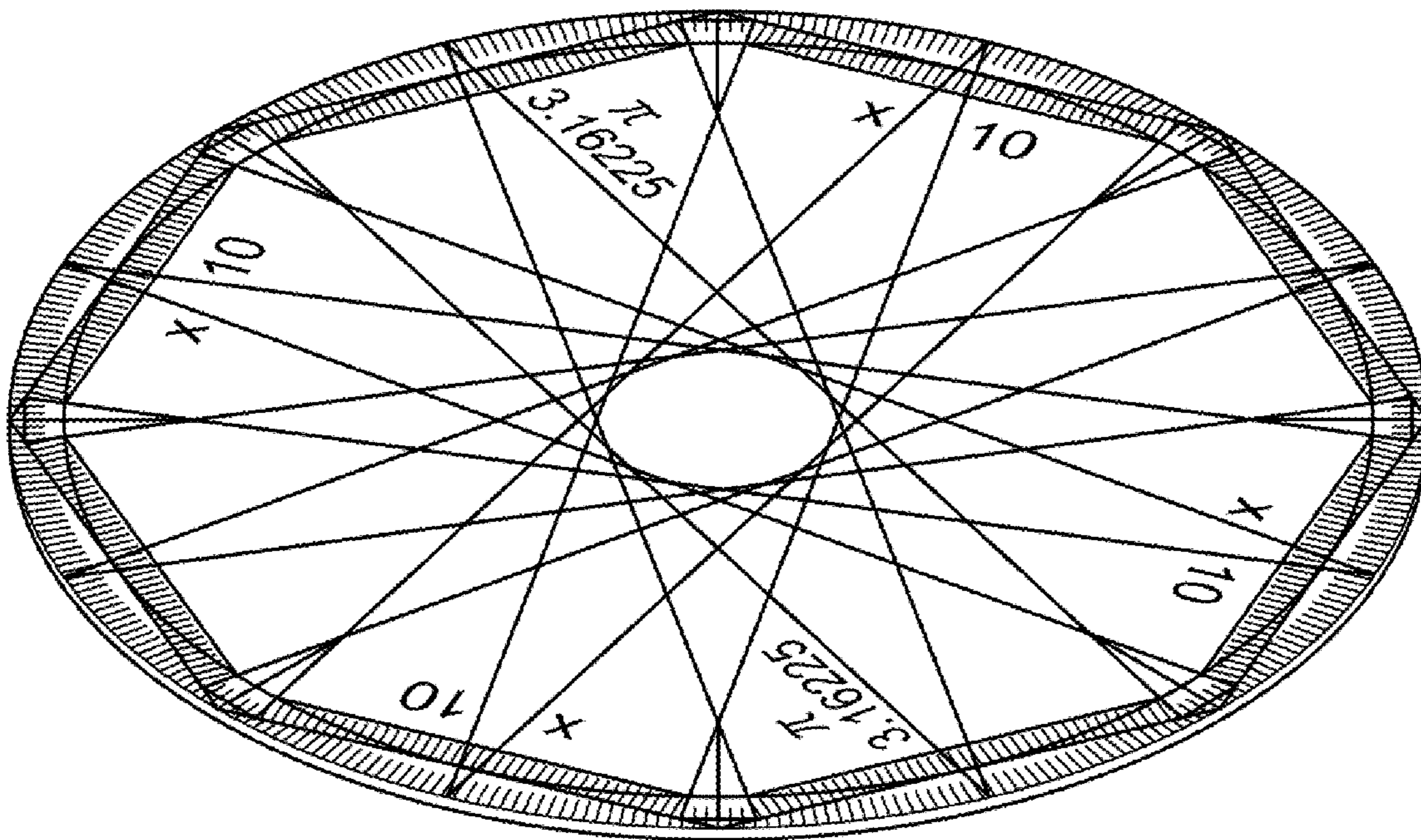
(57) **CLAIM**

The ornamental design of a ruler, shown and described.

DESCRIPTION

FIG. 1 is top, plan view of the ruler;
FIG. 2 is a rear view thereof;
FIG. 3 is a left, side view thereof;
FIG. 4 is a right, side view thereof;
FIG. 5 is a front view thereof;
FIG. 6 is a rear view thereof; and,
FIG. 7 is a top, perspective view thereof.

1 Claim, 7 Drawing Sheets



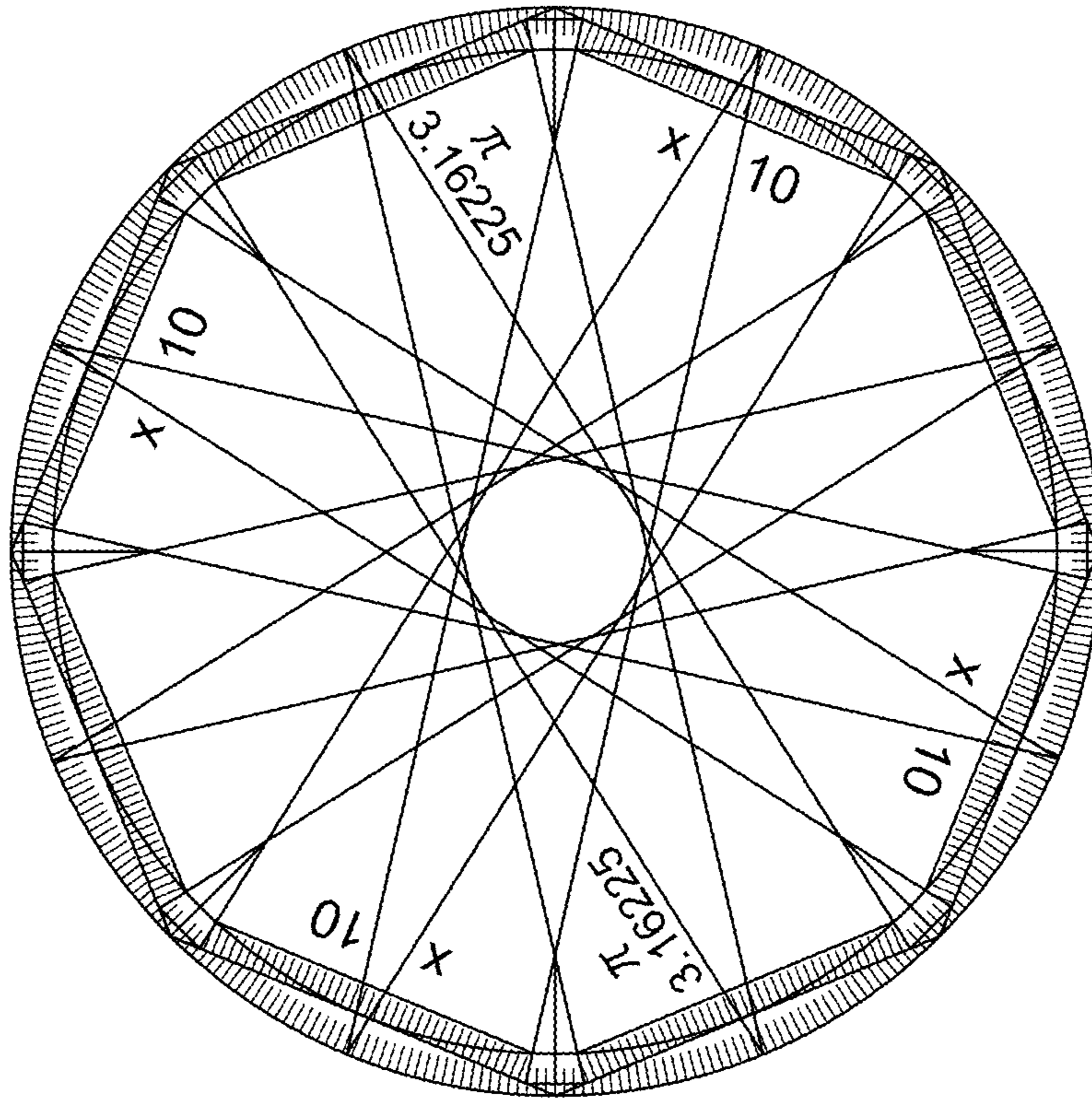


FIG. 1

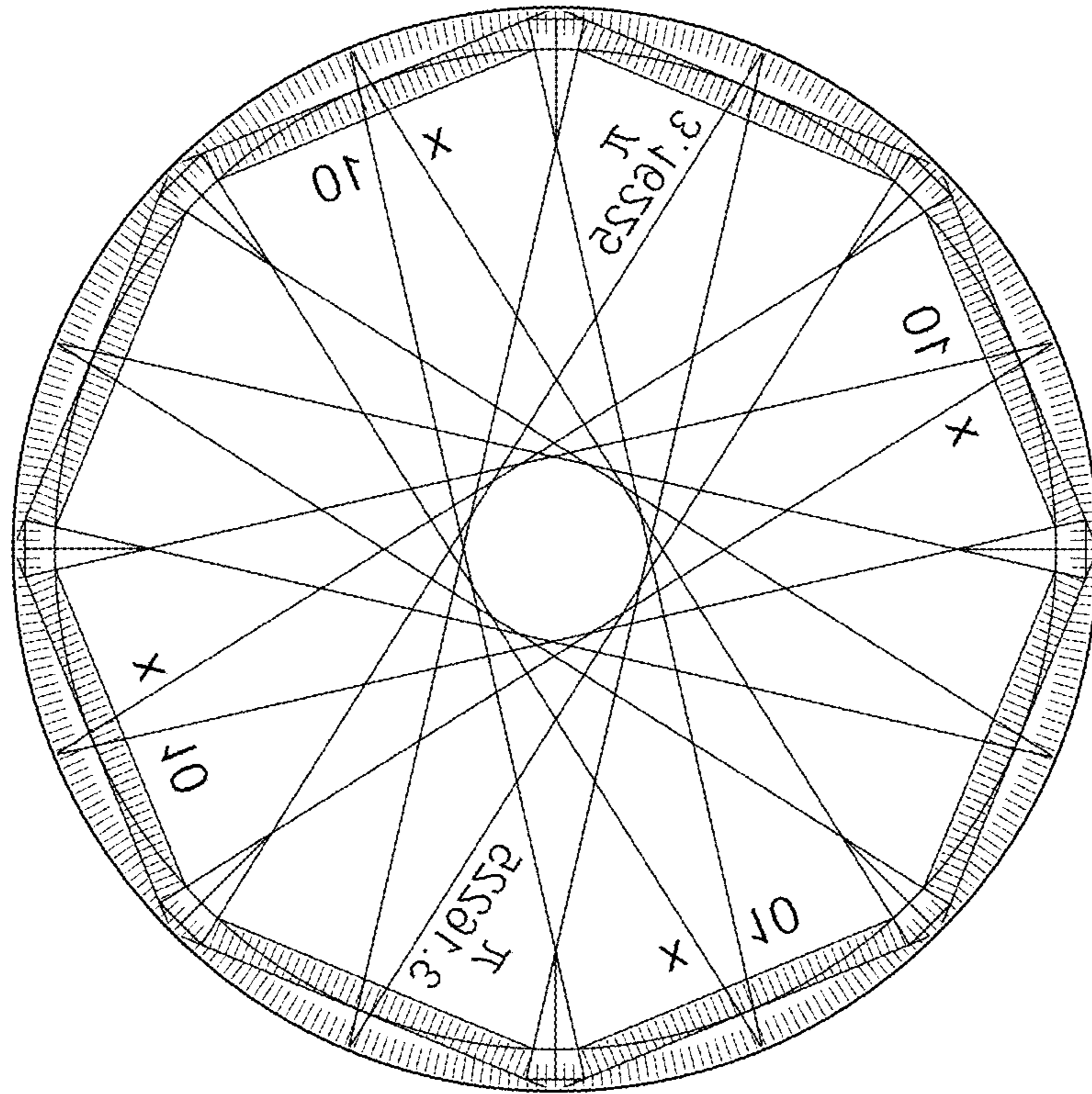


FIG. 2



FIG. 3



FIG. 4




FIG. 5



FIG. 6

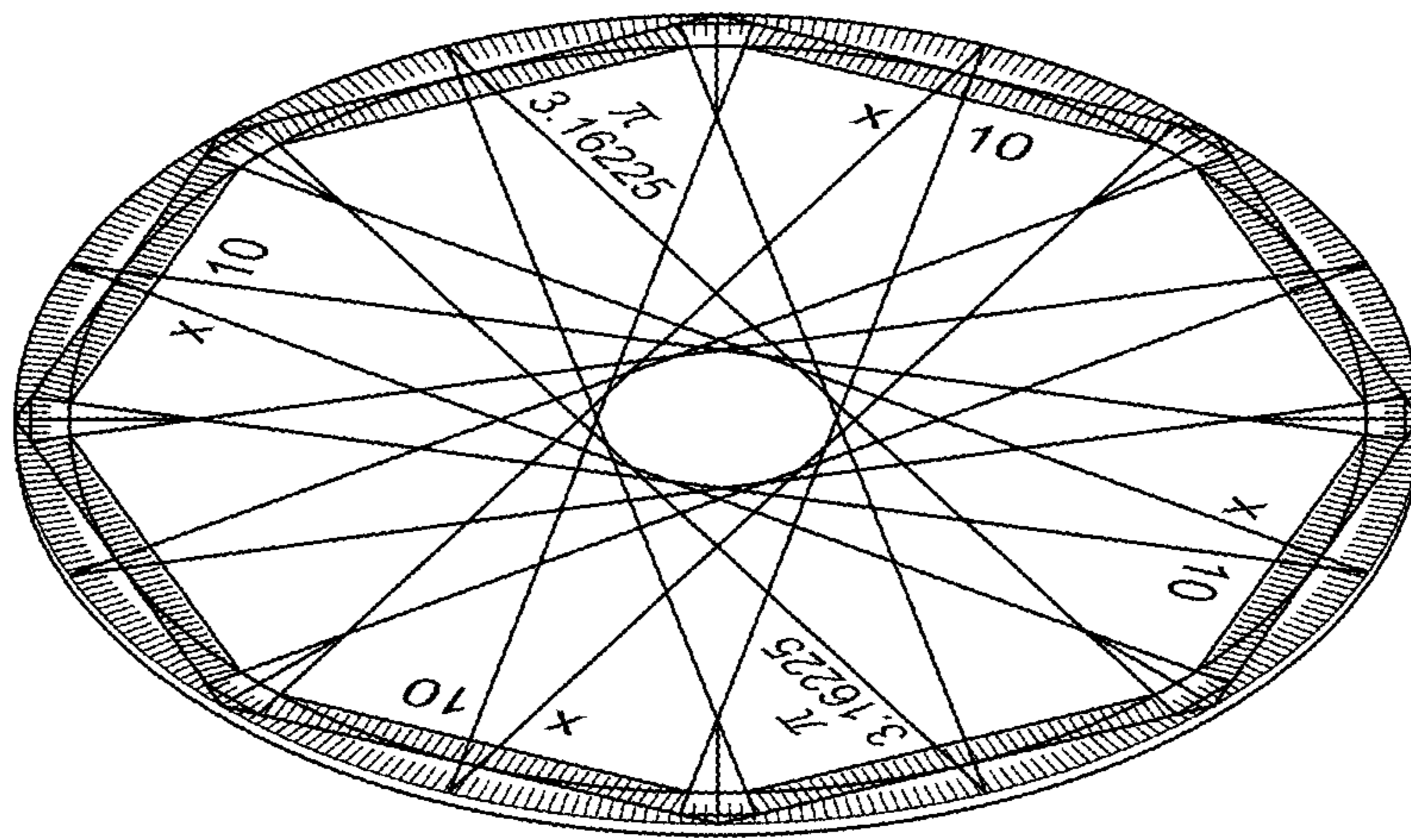


FIG. 7