



US00D857527S

(12) **United States Design Patent**  
**Ming**

(10) **Patent No.:** **US D857,527 S**

(45) **Date of Patent:** **\*\* Aug. 27, 2019**

(54) **WATCHCASE**

(71) Applicant: **CITIZEN WATCH CO., LTD.**,  
Nishitokyo-shi, Tokyo (JP)

(72) Inventor: **Chau Hon Ming**, Sai Kung (HK)

(73) Assignee: **Citizen Watch Co., Ltd.** (JP)

(\*\*) Term: **15 Years**

(21) Appl. No.: **29/638,617**

(22) Filed: **Feb. 28, 2018**

(51) **LOC (12) Cl.** ..... **10-02**

(52) **U.S. Cl.**  
USPC ..... **D10/38; D10/128**

(58) **Field of Classification Search**  
USPC ..... D10/30–32, 37–39, 122–124, 126, 128  
See application file for complete search history.

(56) **References Cited**

**U.S. PATENT DOCUMENTS**

D371,082 S *	6/1996	Oba	.....	D10/39
D388,204 S *	12/1997	Oba	.....	D10/39
D550,111 S *	9/2007	Howard	.....	D10/128
D599,218 S *	9/2009	Izuka	.....	D10/32
D649,888 S *	12/2011	Jamin	.....	D10/32
D652,328 S *	1/2012	Laucella	.....	D10/39
D655,208 S *	3/2012	Jamin	.....	D10/32
D664,864 S *	8/2012	Kawashima	.....	D10/32
D666,504 S *	9/2012	Koutsolioutsos	.....	D10/32
D688,140 S *	8/2013	Jamin	.....	D10/32

D706,144 S *	6/2014	Monachon	.....	D10/39
D707,139 S *	6/2014	Mille	.....	D10/39
D711,751 S *	8/2014	Laucella	.....	D10/39
9,348,315 B2 *	5/2016	Cattaneo	.....	G04B 19/283
D760,606 S *	7/2016	Bonadei	.....	D10/128
D773,320 S	12/2016	Belamich		
D795,729 S	8/2017	Monachon		
D797,597 S	9/2017	Monachon		
D820,693 S *	6/2018	Hoi	.....	D10/39
D823,139 S *	7/2018	Kuroda	.....	D10/39
D834,543 S *	11/2018	Tamura	.....	D13/180

\* cited by examiner

*Primary Examiner* — Sandra S Snapp

*Assistant Examiner* — Katherine Glennon

(74) *Attorney, Agent, or Firm* — RatnerPrestia

(57) **CLAIM**

The ornamental design for a watchcase, as shown and described.

**DESCRIPTION**

FIG. 1 is an enlarged perspective view of a watchcase showing my new design;

FIG. 2 is a front elevational view thereof;

FIG. 3 is a left side elevational view thereof;

FIG. 4 is a right side elevational view thereof;

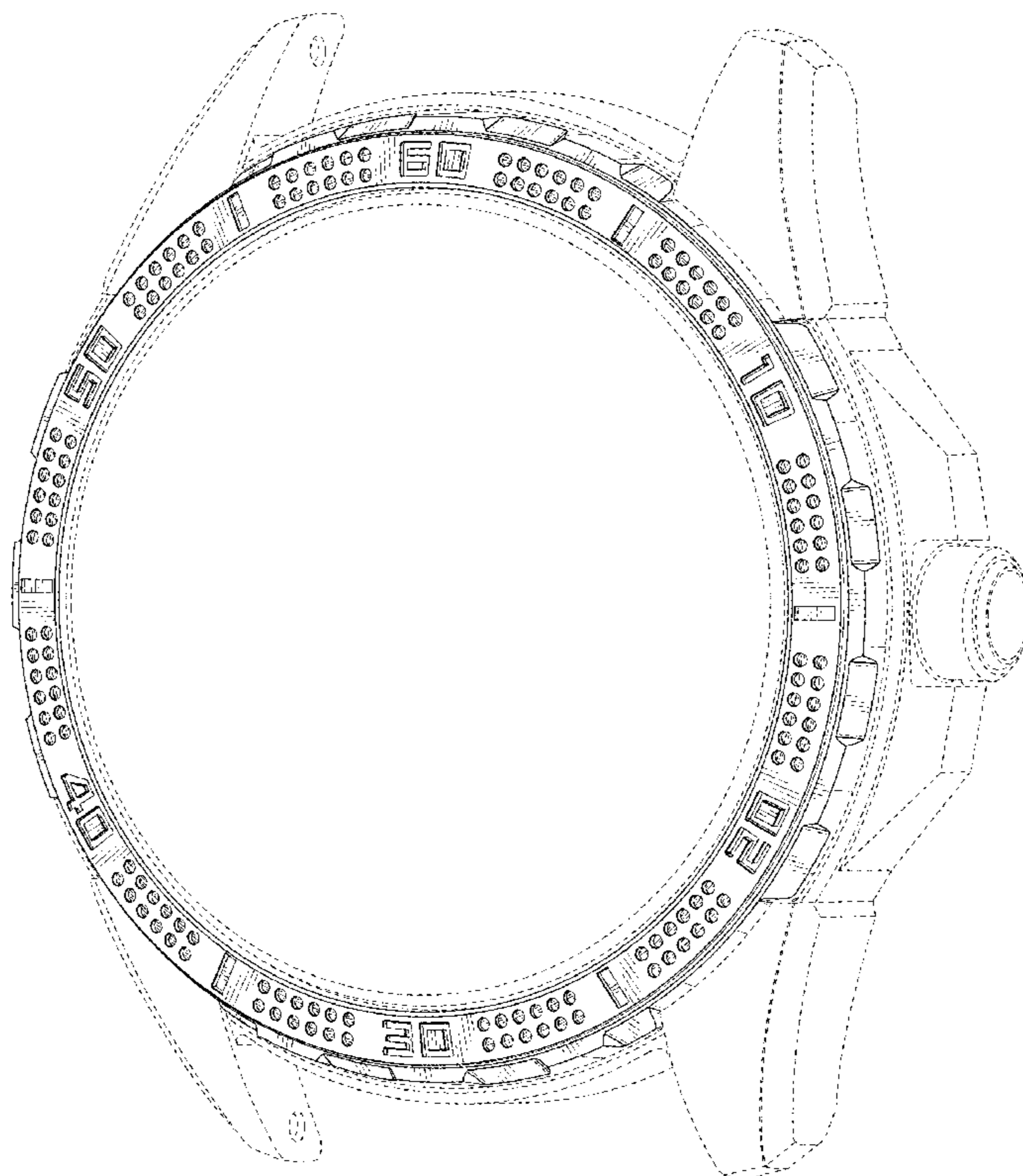
FIG. 5 is a rear elevational view thereof;

FIG. 6 is a top plan view thereof; and,

FIG. 7 is a bottom plan view thereof.

The broken lines illustrate portions of the watchcase that form no part of the claimed design.

**1 Claim, 7 Drawing Sheets**



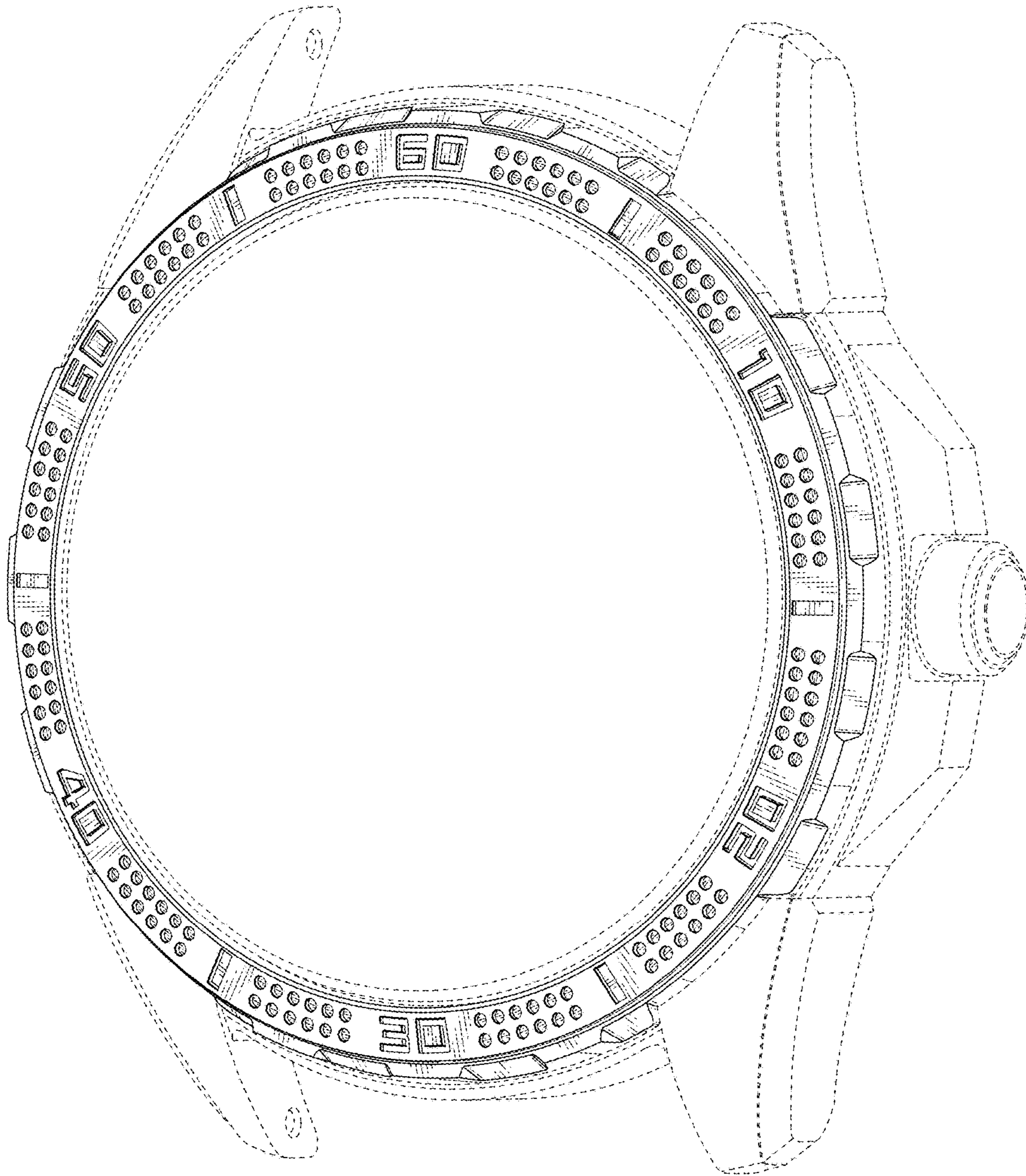


FIG. 1

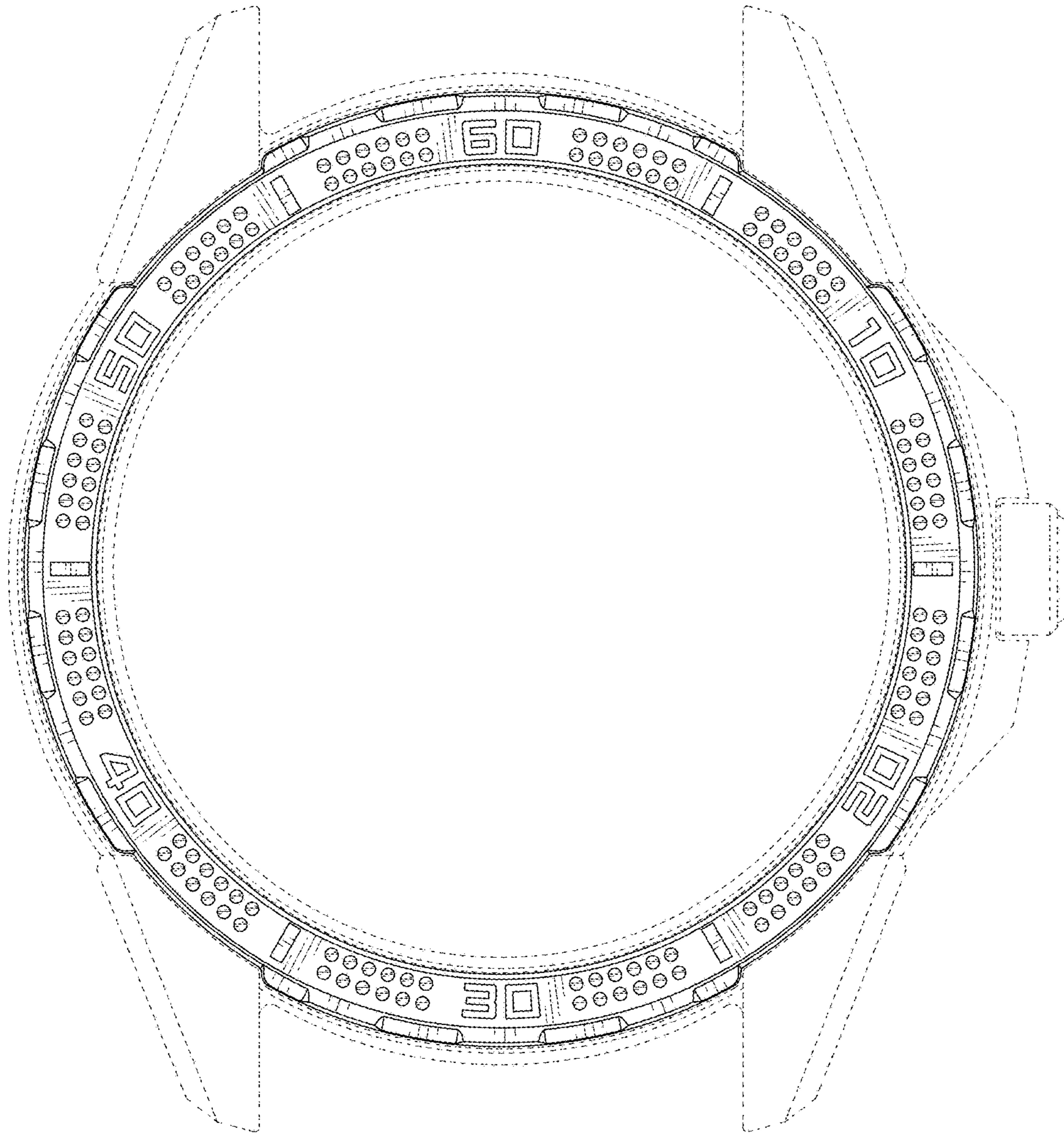


FIG. 2

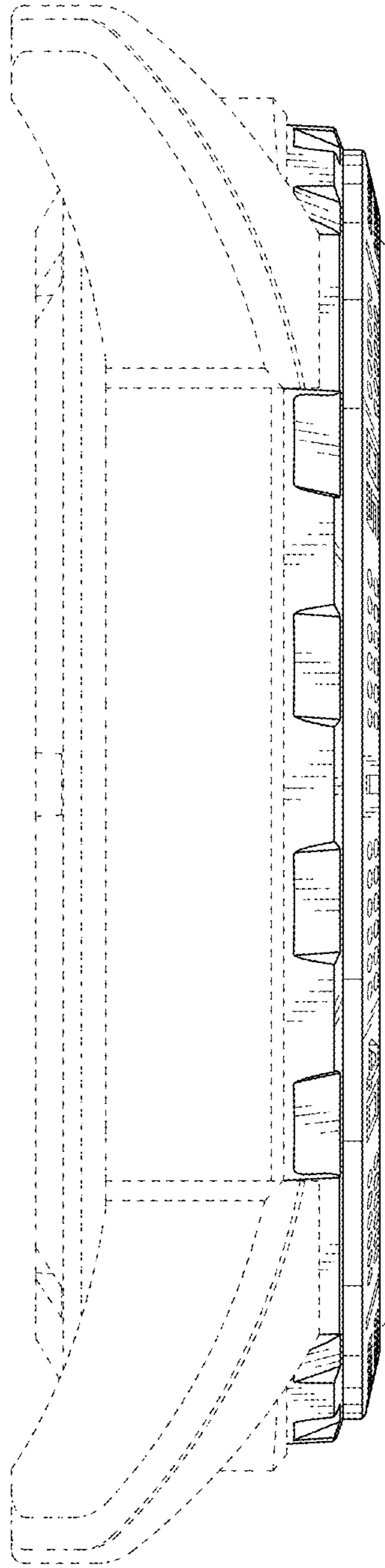


FIG. 3

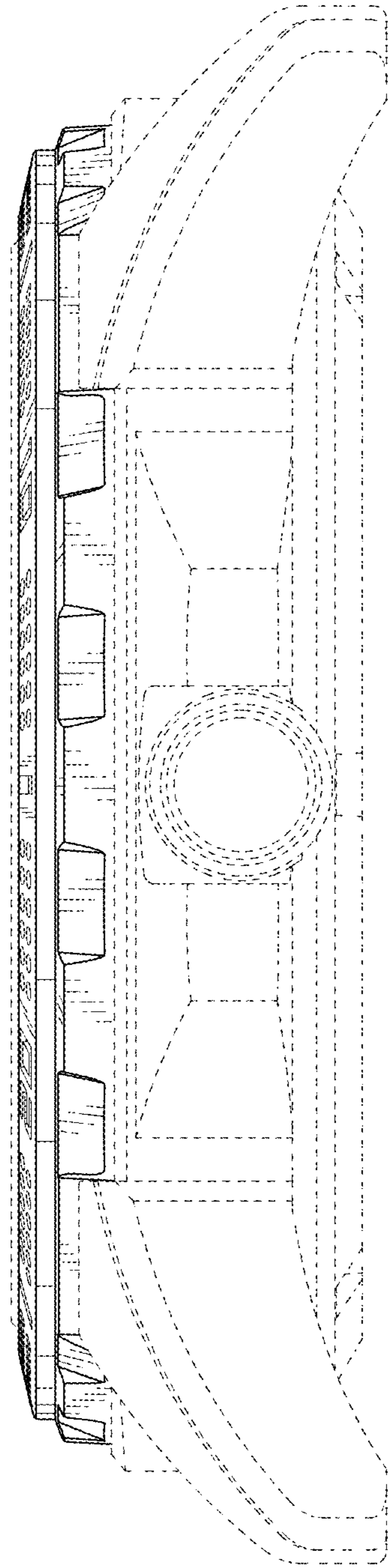


FIG. 4

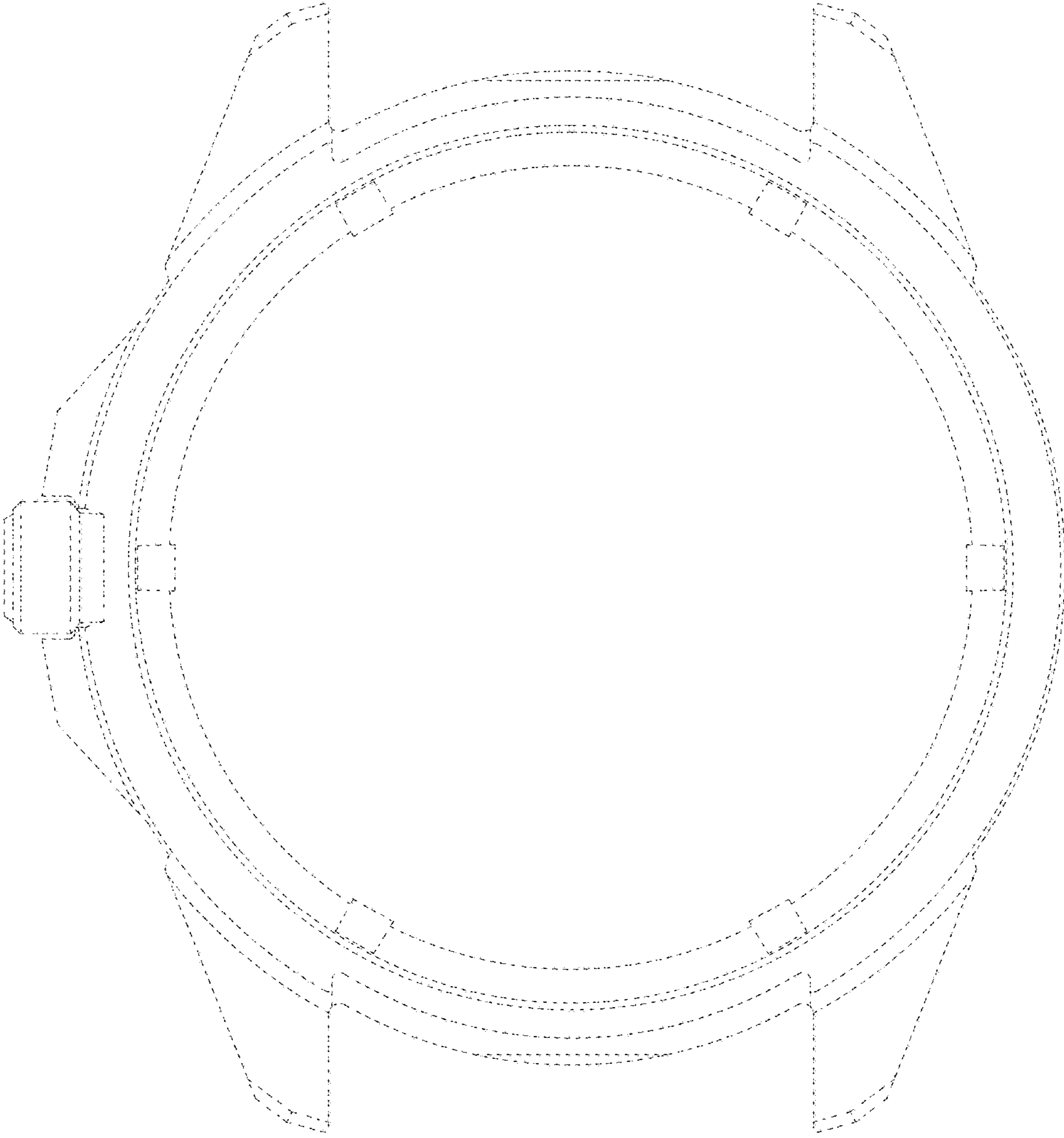


FIG. 5

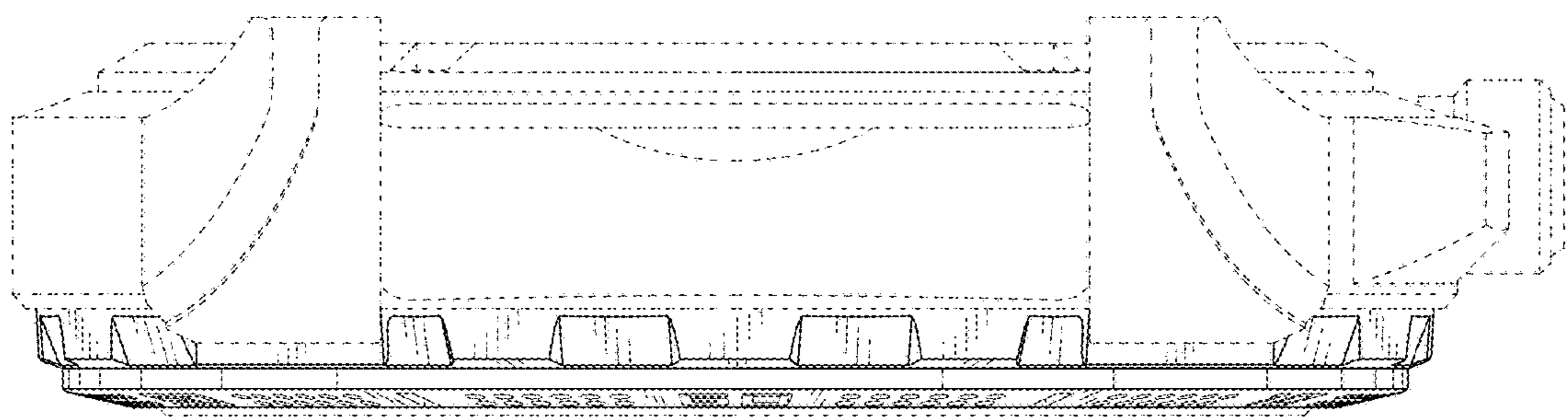


FIG. 6

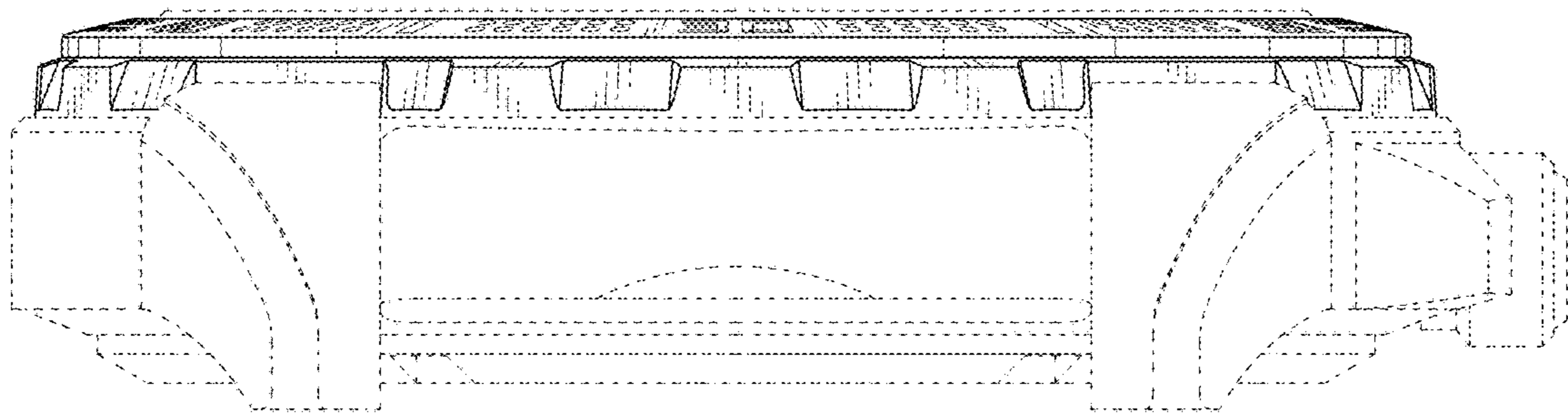


FIG. 7