



US00D857476S

(12) **United States Design Patent**
Lapp

(10) **Patent No.:** **US D857,476 S**

(45) **Date of Patent:** **** Aug. 27, 2019**

- (54) **HANDLE GRIP FOR CONTROL LEVER**
- (71) Applicant: **Schiller Grounds Care, Inc.**,
Southampton, PA (US)
- (72) Inventor: **Jonathan Lapp**, Johnson Creek, WI
(US)
- (73) Assignee: **SCHILLER GROUNDS CARE, INC.**,
Southampton, PA (US)
- (**) Term: **15 Years**
- (21) Appl. No.: **29/648,205**
- (22) Filed: **May 18, 2018**
- (51) **LOC (12) Cl.** **08-06**
- (52) **U.S. Cl.**
USPC **D8/303**; D8/307
- (58) **Field of Classification Search**
USPC D8/107, 300, 301, 303; D7/393, 395;
D21/756
CPC A01D 2034/6843; A01D 34/824; A01D
34/902; A63B 60/06; A63B 49/08; A63B
53/14; Y10T 292/57; Y10T 16/476; Y10T
74/20438; Y10T 16/44; Y10T 74/2042;
Y10T 29/49826; Y10T 16/4713; Y10T
74/20396; Y10T 74/20612; Y10T 16/466
See application file for complete search history.

(56) **References Cited**

U.S. PATENT DOCUMENTS

- 1,356,572 A * 10/1920 Vosburgh B62K 21/26
16/DIG. 12
- D287,216 S * 12/1986 Usbeck D7/395
- 5,156,429 A * 10/1992 Adams B25F 5/021
16/422
- D340,636 S * 10/1993 Ming-Chang D8/303
- 5,816,337 A * 10/1998 Kun-Chuan A01B 1/222
172/372

- 5,860,878 A * 1/1999 You A63B 49/08
473/549
- 5,873,148 A * 2/1999 Arnold B25G 1/043
16/422
- D424,869 S * 5/2000 Chau D7/395
- D453,463 S * 2/2002 Chang D8/107
- D495,934 S * 9/2004 Lin D8/10
- 6,808,032 B2 10/2004 Wuertz et al.
- 6,889,405 B2 5/2005 Ritrovato et al.
- 6,951,092 B2 10/2005 Busboom et al.
- D533,401 S * 12/2006 Kallenberger D7/395
- 7,159,377 B2 1/2007 Ross et al.
- D603,241 S * 11/2009 Pearce D8/107
- D617,625 S * 6/2010 Haining D8/107
- D656,809 S * 4/2012 Mullen D8/107
- D659,195 S * 5/2012 Boltz D20/43
- D670,150 S * 11/2012 Angel D8/107
- D670,151 S * 11/2012 Angel D8/107
- D670,550 S * 11/2012 Jungklaus D8/107
- D671,815 S * 12/2012 Bauer D8/107

(Continued)

Primary Examiner — Lauren R Calve

(74) *Attorney, Agent, or Firm* — Panitch Schwarze
Belisario & Nadel LLP

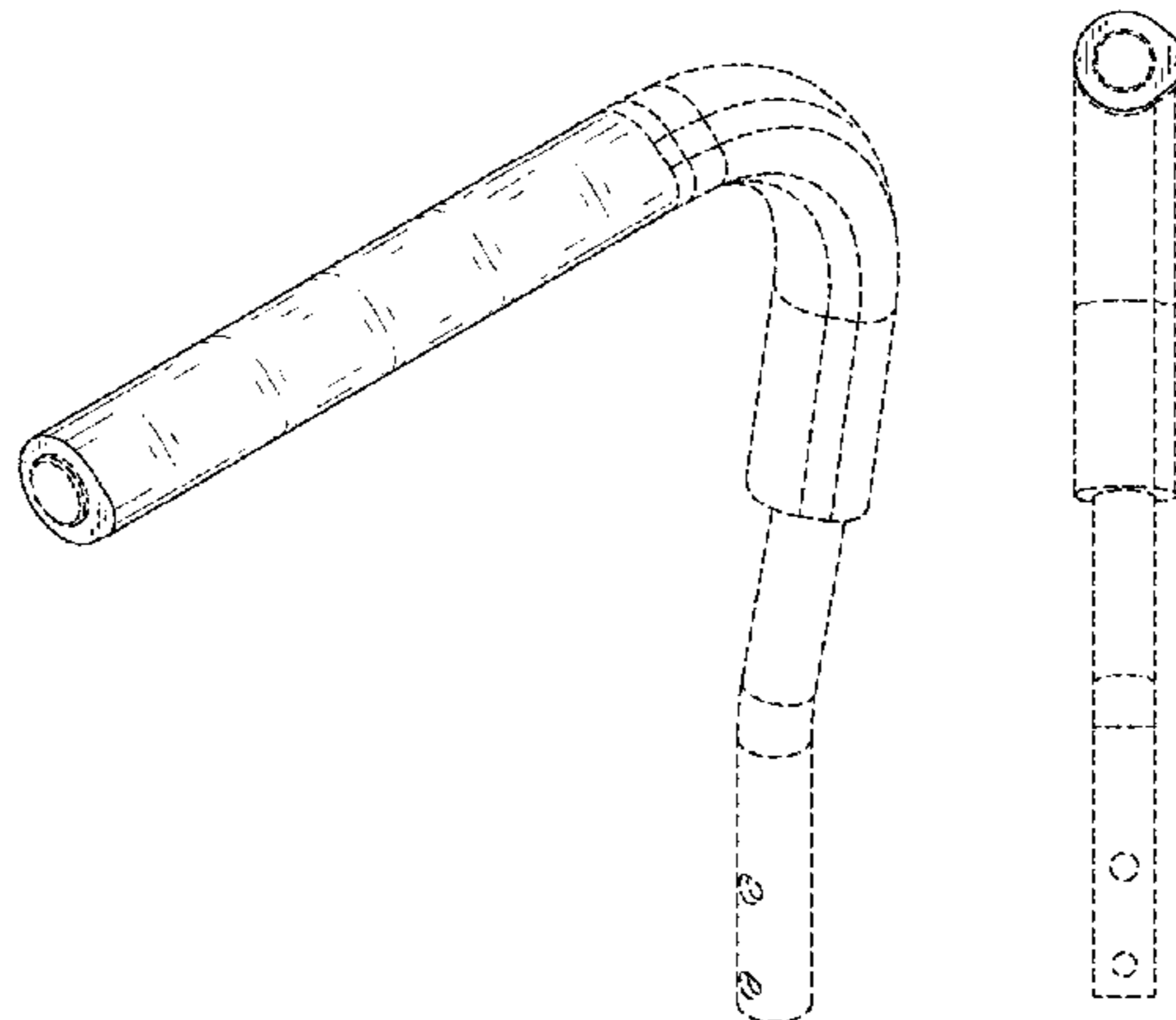
(57) **CLAIM**

The ornamental design for a handle grip for control lever, as shown and described.

DESCRIPTION

FIG. 1 is a front and top perspective view of a handle grip for control lever in accordance with my new design;
 FIG. 2 is a top view thereof;
 FIG. 3 is a bottom view thereof;
 FIG. 4 is a front view thereof;
 FIG. 5 is a rear view thereof;
 FIG. 6 is a right side elevational view thereof; and,
 FIG. 7 is a left side elevational view thereof.
 The broken lines in the figures are directed to environment and are for illustrative purposes only; the broken lines form no part of the claimed design.

1 Claim, 4 Drawing Sheets



(56)

References Cited

U.S. PATENT DOCUMENTS

8,881,347 B2 11/2014 Feinstein
 D734,122 S * 7/2015 Hsu D8/308
 D750,463 S * 3/2016 Sonne D8/107
 D756,593 S * 5/2016 Smith D1/199
 9,346,528 B2 5/2016 Webb
 D777,509 S * 1/2017 Lee D7/395
 9,604,376 B2 * 3/2017 Sacks B26B 21/523
 D784,073 S * 4/2017 Keating D7/395
 D803,658 S * 11/2017 Perez D8/107
 D810,851 S * 2/2018 Giannatti D21/756
 D825,312 S * 8/2018 Buckley A47L 13/22
 D836,975 S * 1/2019 Leakey D7/395
 2004/0007087 A1 1/2004 Cummings
 2005/0138776 A1 * 6/2005 Guip B27B 17/0008
 2006/0252571 A1 * 11/2006 Wang A63B 53/14
 16/421
 473/300

2011/0016726 A1 * 1/2011 Clarke B26B 23/00
 30/124
 2011/0131765 A1 * 6/2011 Sonnendorfer B41F 23/0403
 16/421
 2011/0165957 A1 * 7/2011 Lu A63B 53/007
 473/298
 2011/0297326 A1 * 12/2011 Jungklaus B25G 1/10
 156/538
 2012/0214610 A1 * 8/2012 Parsons A63B 53/007
 473/303
 2013/0225313 A1 * 8/2013 Garsen A63B 53/007
 473/303
 2014/0045602 A1 * 2/2014 Dingman A63B 53/007
 473/201
 2014/0102068 A1 4/2014 Zhang
 2015/0196813 A1 * 7/2015 Chu A63B 53/14
 473/303
 2017/0080308 A1 * 3/2017 Mason A63B 60/06
 2018/0133440 A1 * 5/2018 Chrisman A61M 25/09041
 2018/0264340 A1 * 9/2018 Kovarik A63B 69/3685

* cited by examiner

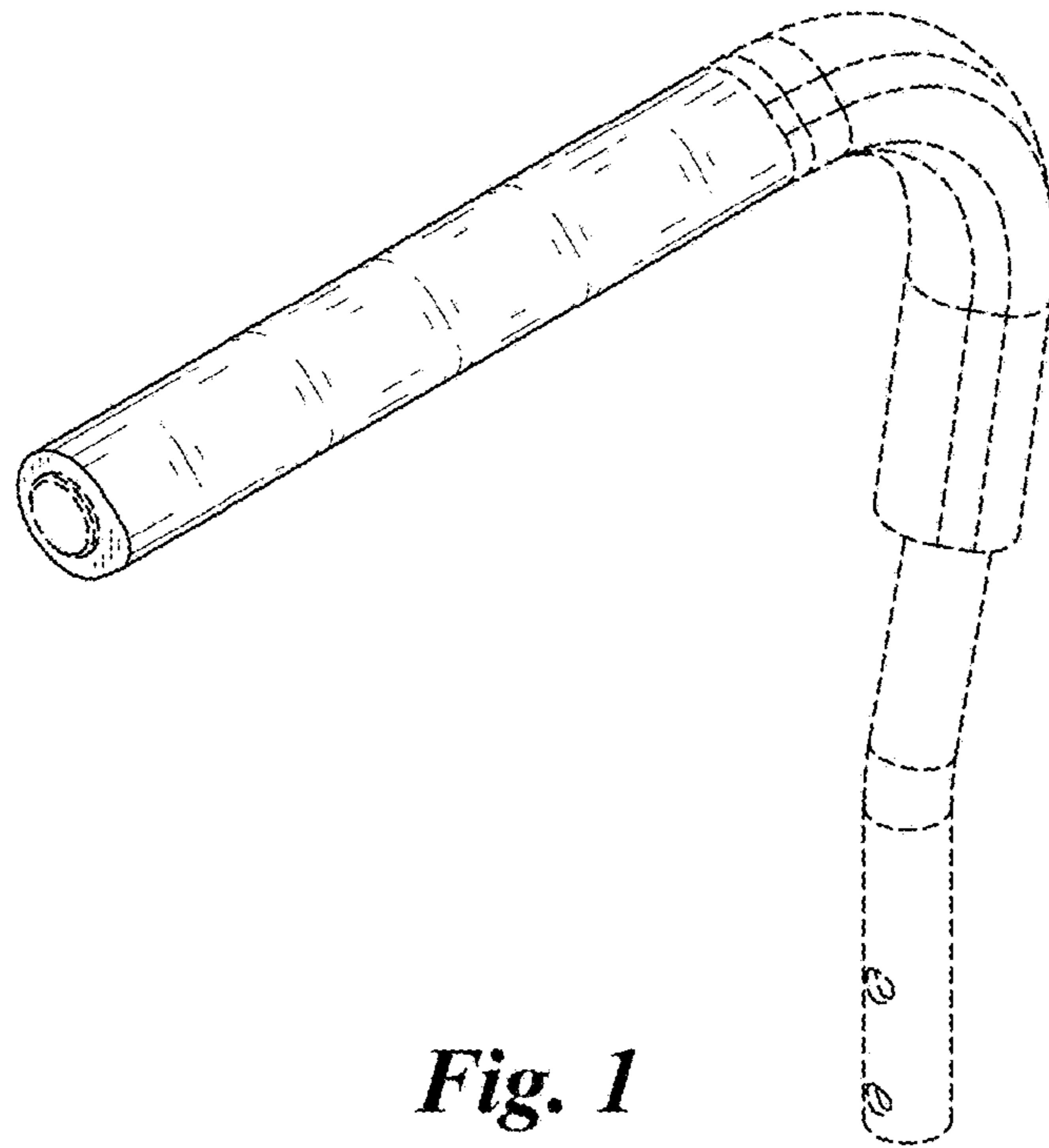


Fig. 1

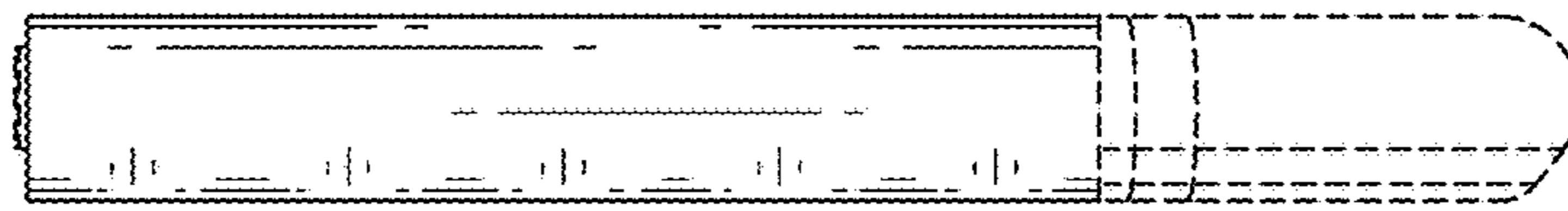


Fig. 2




Fig. 3

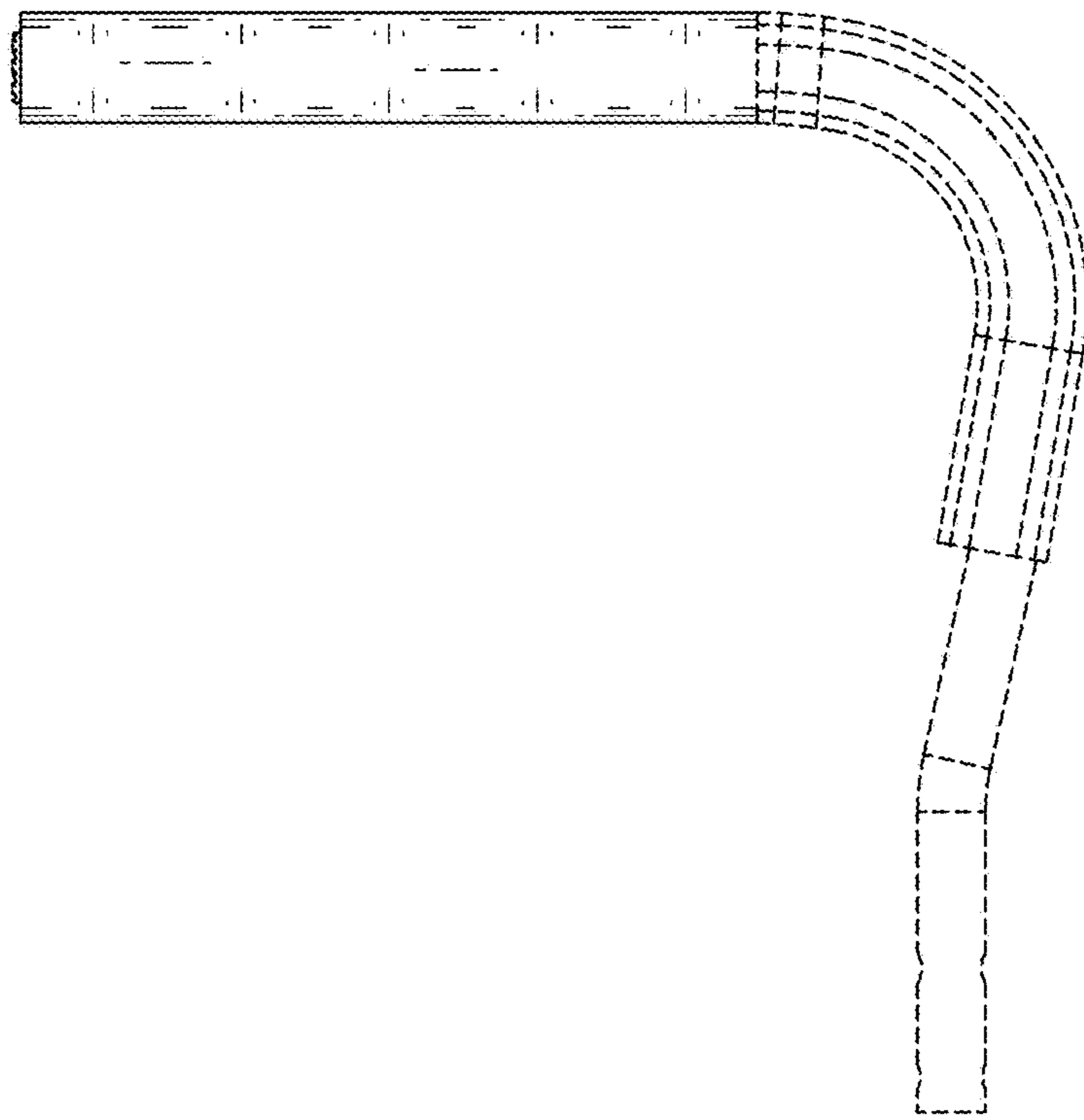


Fig. 4

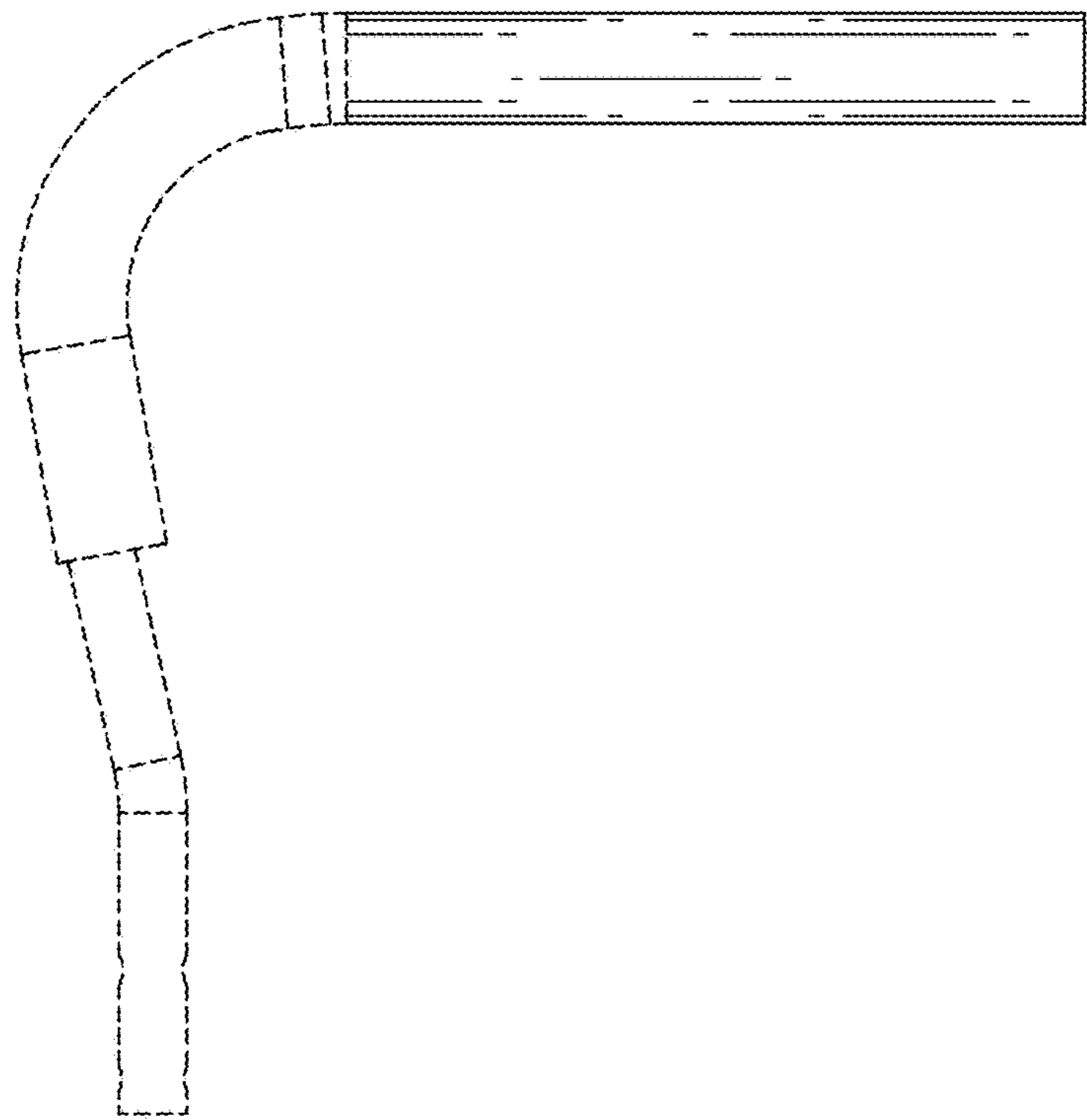


Fig. 5



Fig. 6




Fig. 7