



US00D857469S

(12) **United States Design Patent**
Whitcomb

(10) **Patent No.:** **US D857,469 S**

(45) **Date of Patent:** **** Aug. 27, 2019**

(54) **STAKE DRIVER**

(71) Applicant: **Daniel C. Whitcomb**, Thornton, CO
(US)

(72) Inventor: **Daniel C. Whitcomb**, Thornton, CO
(US)

(**) Term: **15 Years**

(21) Appl. No.: **29/592,177**

(22) Filed: **Jan. 27, 2017**

(51) **LOC (12) Cl.** **08-05**

(52) **U.S. Cl.**
USPC **D8/14**

(58) **Field of Classification Search**
USPC D8/14, 75, 76, 77, 88, 89, 349, 354, 382,
D8/396; D25/133; D23/262
CPC E21B 19/00; E04H 17/26; B25D 1/04;
B25D 1/16; B25D 1/00
See application file for complete search history.

(56) **References Cited**

U.S. PATENT DOCUMENTS

D258,413 S * 3/1981 Adams D8/80
4,261,424 A * 4/1981 Gonterman B25D 1/04
173/91
4,813,494 A * 3/1989 Beard B25D 1/04
173/126

4,976,483 A * 12/1990 Cunningham E04H 17/263
254/29 R
5,547,168 A * 8/1996 Kelly E04H 17/265
254/131
D396,790 S * 8/1998 Legacy D8/80
D494,847 S * 8/2004 Maniezzo D8/382
6,772,565 B1 * 8/2004 Schiltz E04H 17/263
52/155
D658,953 S * 5/2012 Wilson E04H 17/263
D8/14

* cited by examiner

Primary Examiner — Philip S Hyder

(74) *Attorney, Agent, or Firm* — Scott L. Terrell, P.C.;
Scott L. Terrell

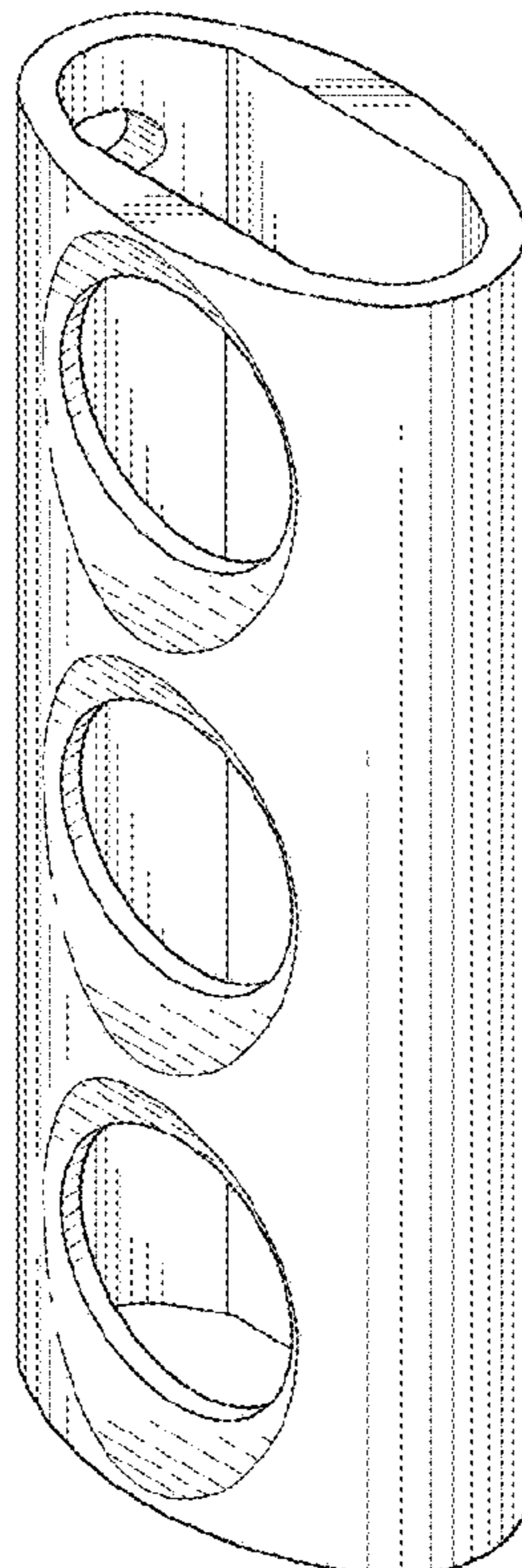
(57) **CLAIM**

The ornamental design for a stake driver, as shown and described.

DESCRIPTION

FIG. 1 is an isometric front view of the stake driver.
FIG. 2 is an isometric back view of the stake driver.
FIG. 3 is a left side view of the stake driver.
FIG. 4 is a right side view of the stake driver.
FIG. 5 is a front view of the stake driver.
FIG. 6 is a back view of the stake driver.
FIG. 7 is a top view of the stake driver; and,
FIG. 8 is a bottom view of the stake driver.

1 Claim, 2 Drawing Sheets



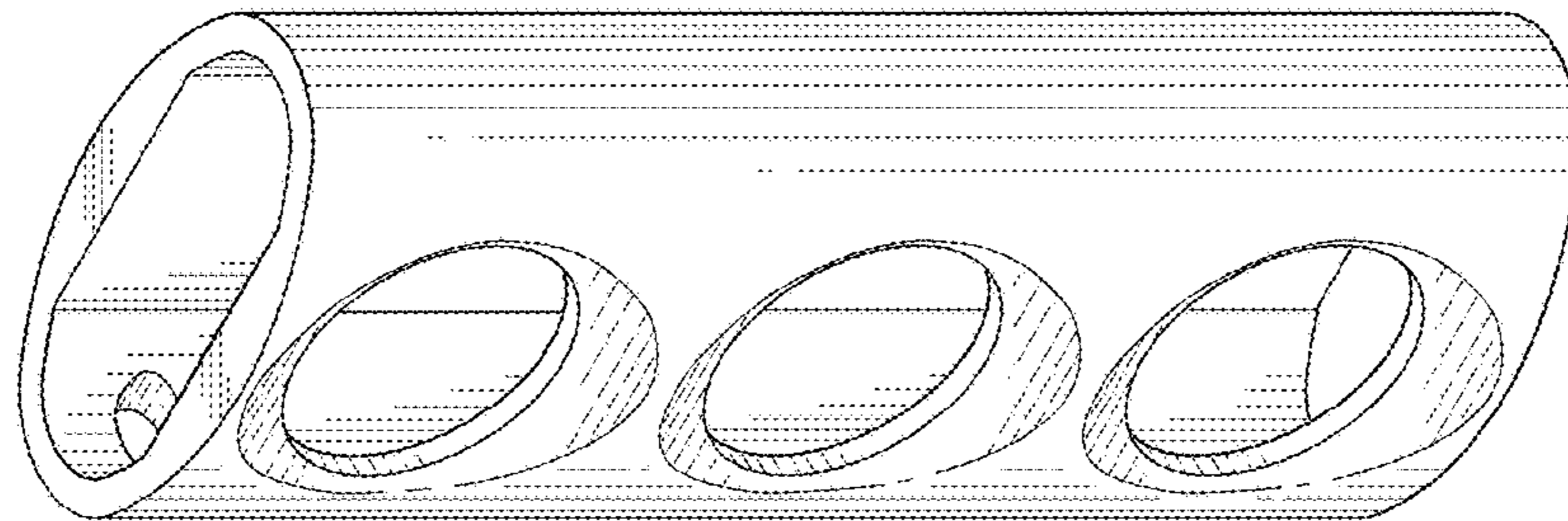


FIG.1



FIG.2

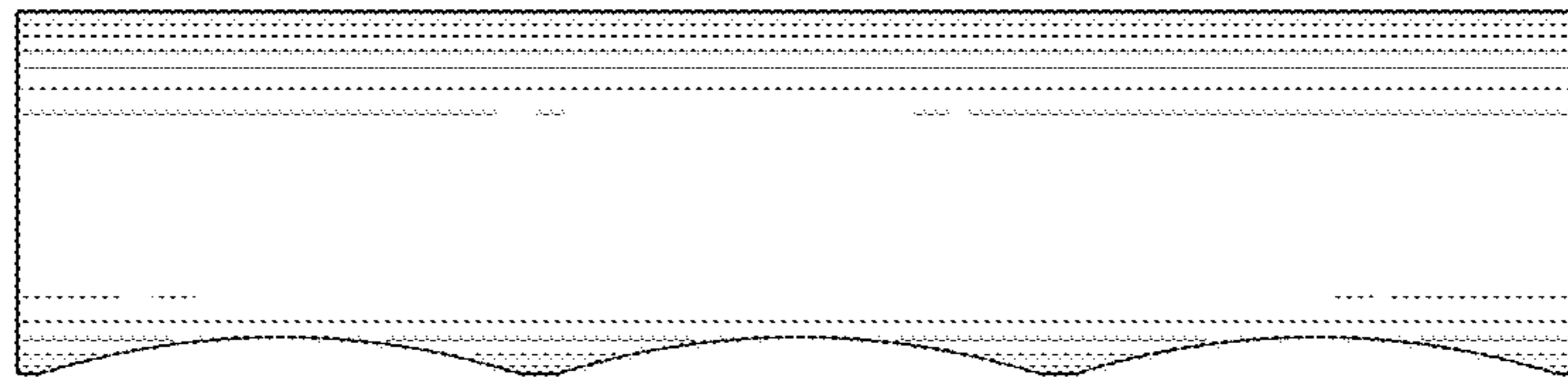


FIG.3

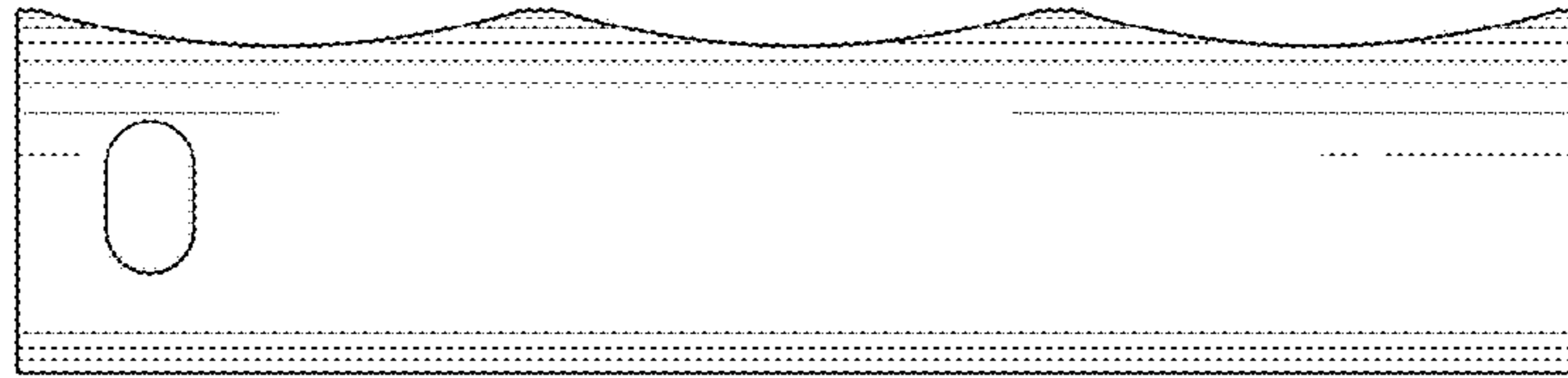


FIG.4

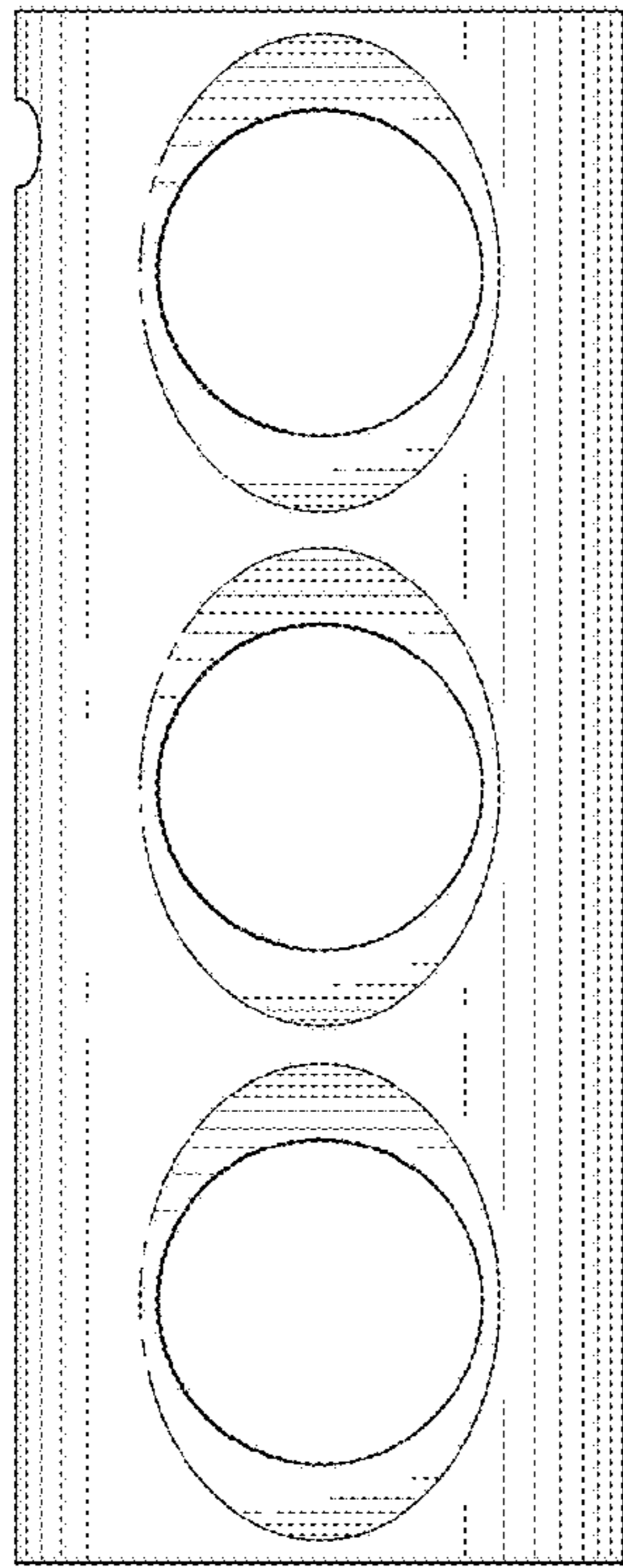


FIG. 5




FIG. 6

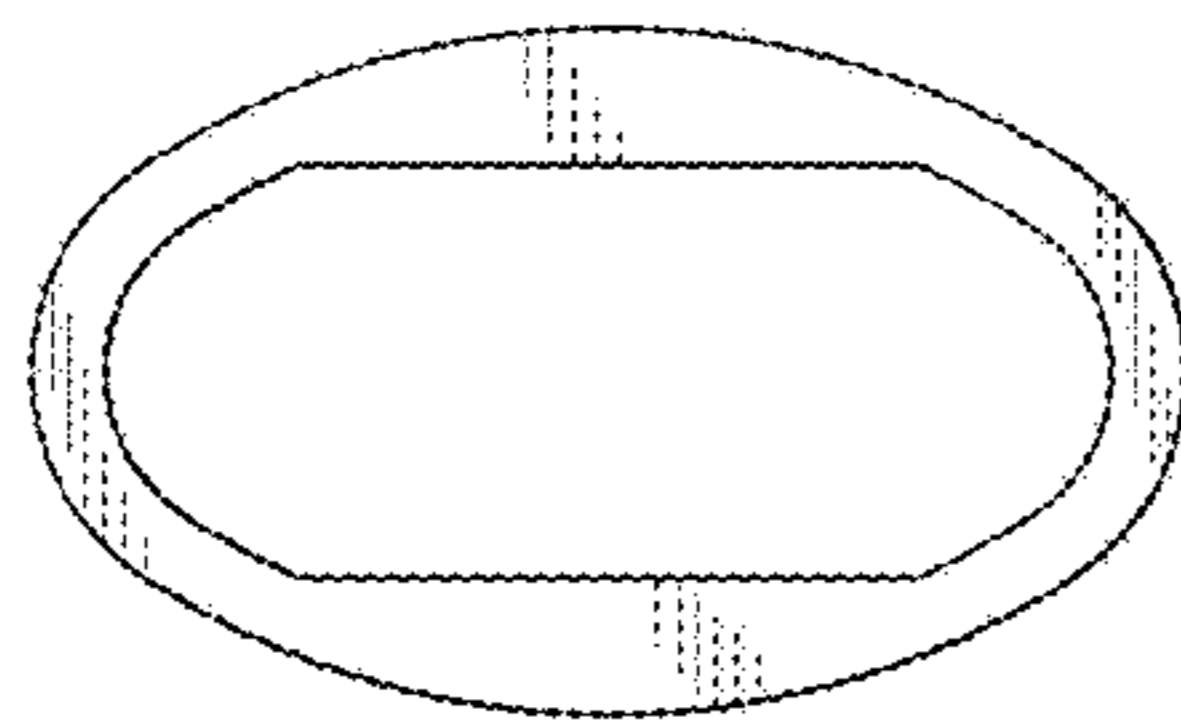


FIG. 7

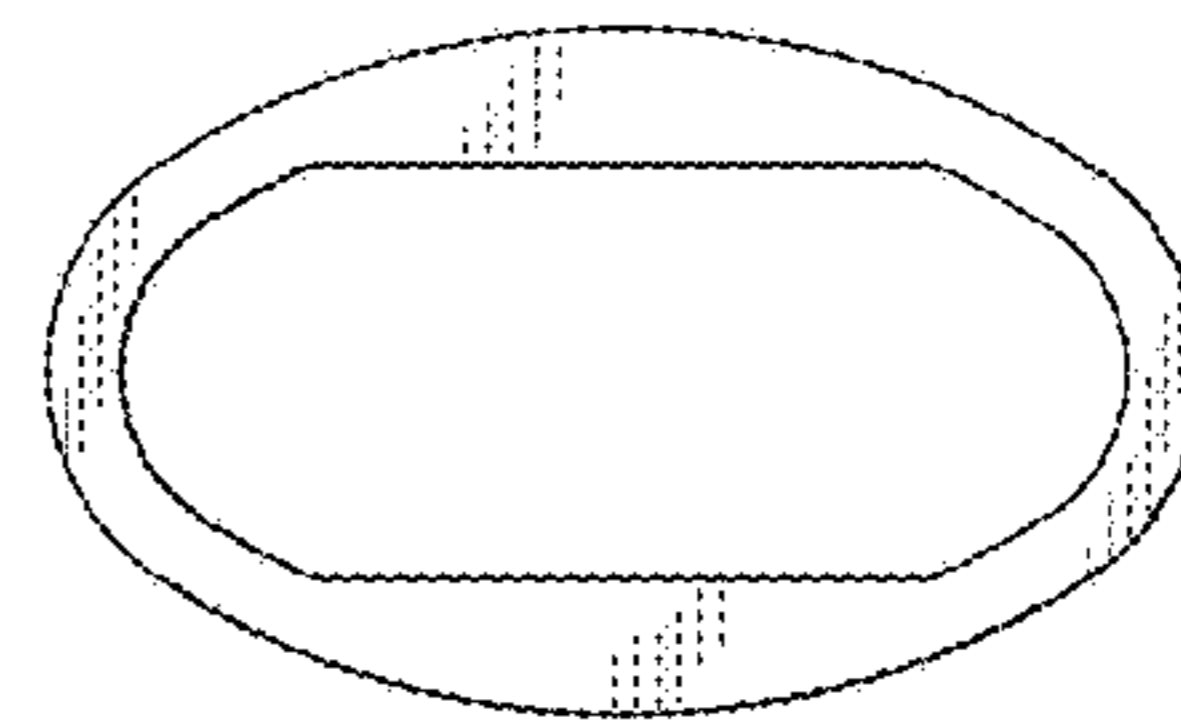


FIG. 8