



US00D857464S

(12) **United States Design Patent** (10) **Patent No.:** **US D857,464 S**  
**Goodman et al.** (45) **Date of Patent:** **\*\* Aug. 27, 2019**

- (54) **SPOON REST**
- (71) Applicant: **Spectrum Diversified Designs, LLC**,  
Streetsboro, OH (US)
- (72) Inventors: **Aaron Goodman**, Beachwood, OH  
(US); **Megan Dittrich**, Twinsburg, OH  
(US)
- (73) Assignee: **SPECTRUM DIVERSIFIED  
DESIGNS, LLC**, Streetsboro, OH (US)
- (\*\*) Term: **15 Years**
- (21) Appl. No.: **29/630,742**
- (22) Filed: **Dec. 22, 2017**
- (51) **LOC (12) Cl.** ..... **07-07**
- (52) **U.S. Cl.**  
USPC ..... **D7/637**
- (58) **Field of Classification Search**  
USPC ..... D7/637-641; 30/298.4; 211/60.1, 70.6,  
211/70.7; 248/37.3, 37.6; D3/273, 274;  
D19/77, 81-86  
CPC ..... A47B 88/20; A47F 7/00; A47G 21/00;  
A47G 21/14; B26B 3/00  
See application file for complete search history.

D609,061 S \* 2/2010 Davidov ..... D7/653  
D637,047 S \* 5/2011 Goodman ..... D7/637  
D700,812 S \* 3/2014 Arnold ..... D7/401.2

**OTHER PUBLICATIONS**

Cooks Work Stainless Steel Spoon Rest, announced Mar. 30, 2016, [online], site visited Nov. 15, 2018. Available from Internet, URL: <http://www.amazon.com> (Year: 2016).\*

Range Kleen Black Melamine Spoon Rest, announced Sep. 3, 2015, [online], site visited Nov. 15, 2018. Available from Internet, URL: <http://www.amazon.com> (Year: 2015).\*

OGGI 7048 Stainless Steel Spoon Rest | Amazon web page, [https://www.amazon.com/Oggi-7048-Stainless-Steel-Spoon/dp/B000XVXOC2/ref=sr\\_1\\_1](https://www.amazon.com/Oggi-7048-Stainless-Steel-Spoon/dp/B000XVXOC2/ref=sr_1_1), dated Oct. 29, 2017, pp. 1-4.

\* cited by examiner

*Primary Examiner* — Derrick E Holland  
*Assistant Examiner* — Janice Patyk  
(74) *Attorney, Agent, or Firm* — Tucker Ellis LLP

(57) **CLAIM**

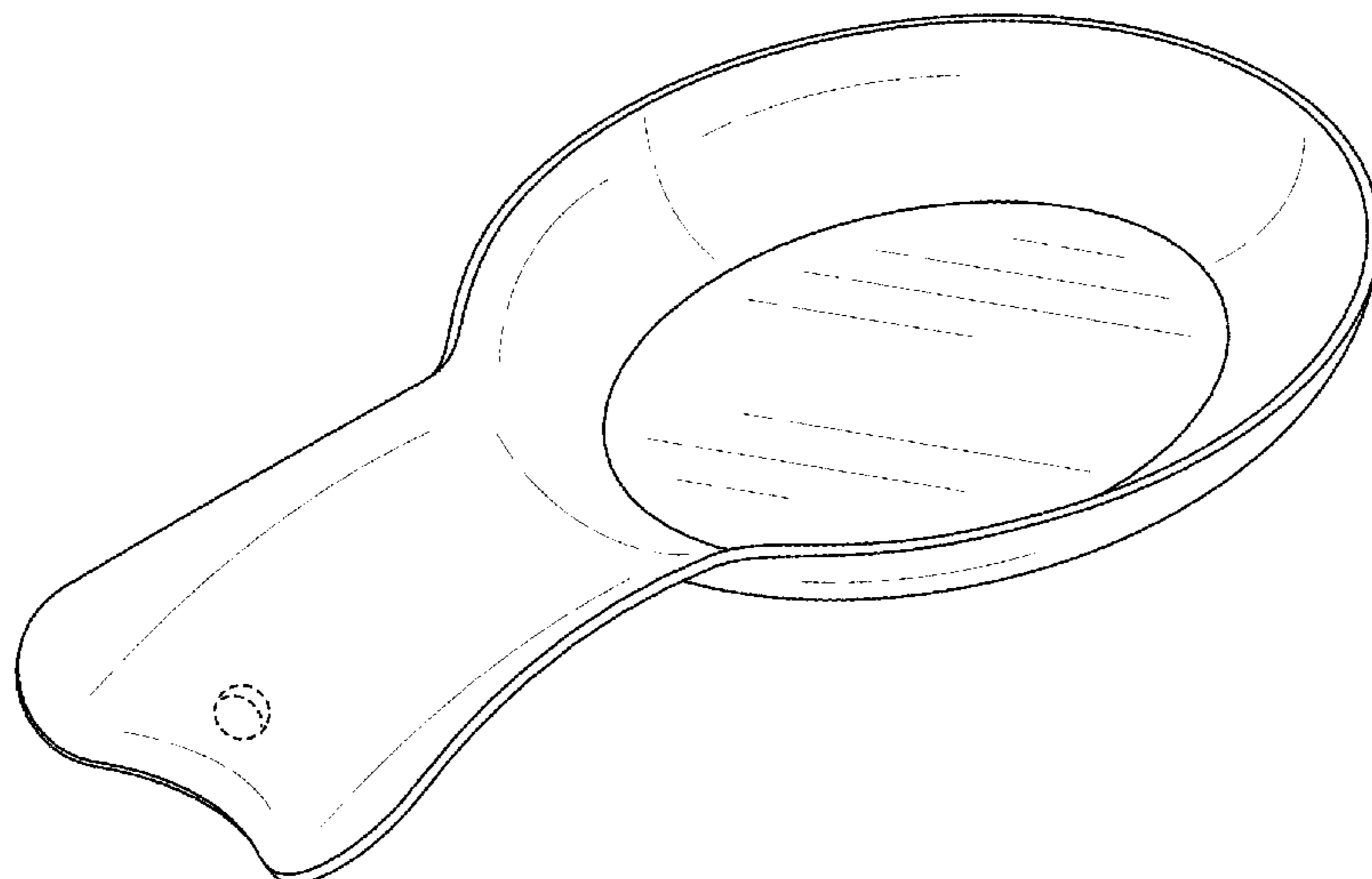
The ornamental design for a spoon rest, as shown and described.

**DESCRIPTION**

FIG. 1 is a perspective view of a spoon rest showing our new design.  
FIG. 2 is a front view thereof.  
FIG. 3 is a rear view thereof.  
FIG. 4 is a right side view thereof.  
FIG. 5 is a left side view thereof.  
FIG. 6 is a top view thereof, shown in reduced scale; and,  
FIG. 7 is a bottom view thereof.  
The broken lines show portions of the design that form no part of the claimed design.

**1 Claim, 4 Drawing Sheets**

- (56) **References Cited**  
U.S. PATENT DOCUMENTS  
D274,684 S \* 7/1984 Norton ..... D7/637  
D367,322 S \* 2/1996 Parker ..... D32/42  
D465,974 S \* 11/2002 Dorion ..... D7/637  
D497,292 S \* 10/2004 Snell ..... D7/637  
D532,657 S \* 11/2006 Del Rosario ..... D7/637  
D545,138 S \* 6/2007 Dockendorf ..... D7/637



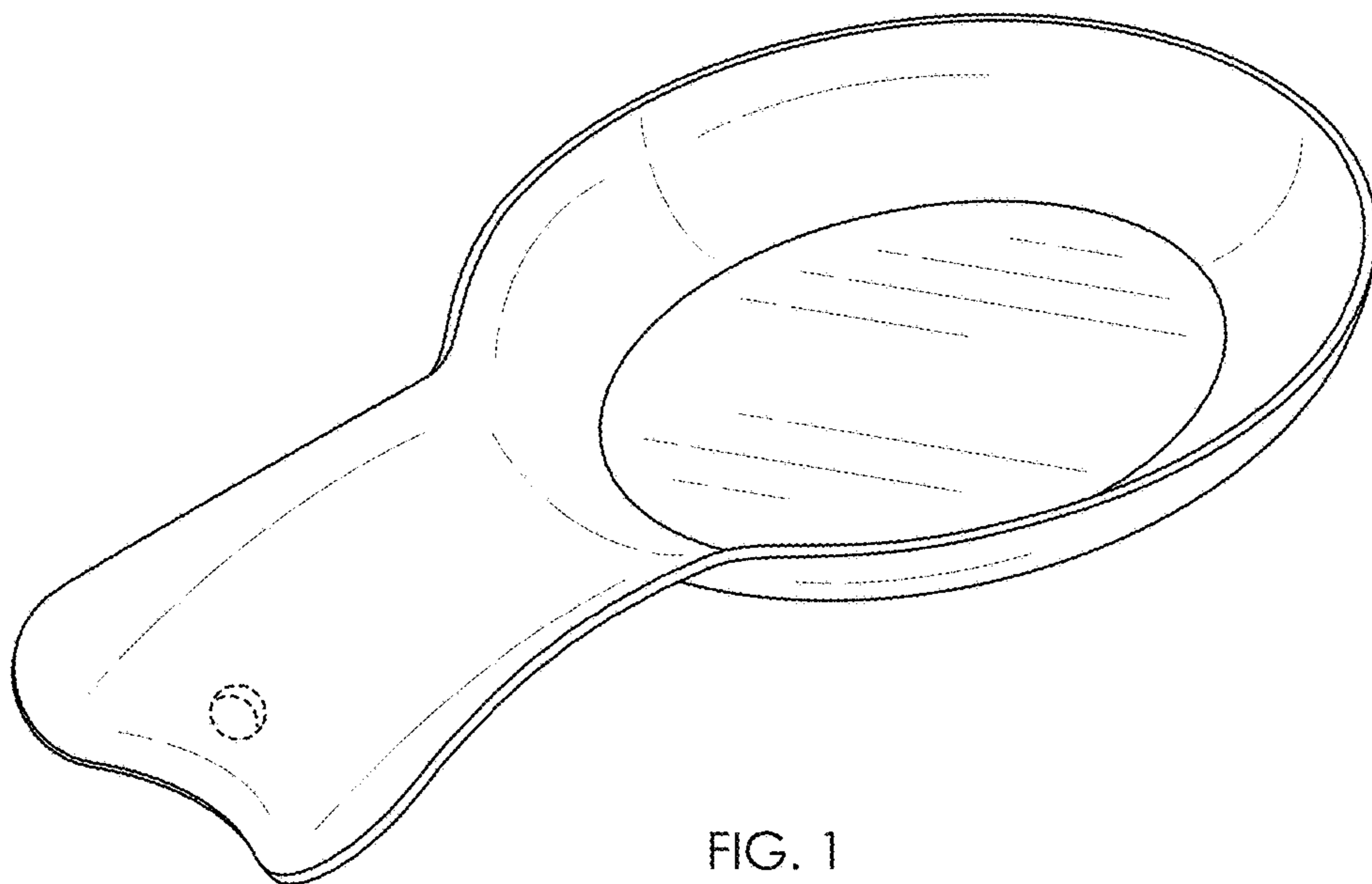


FIG. 1

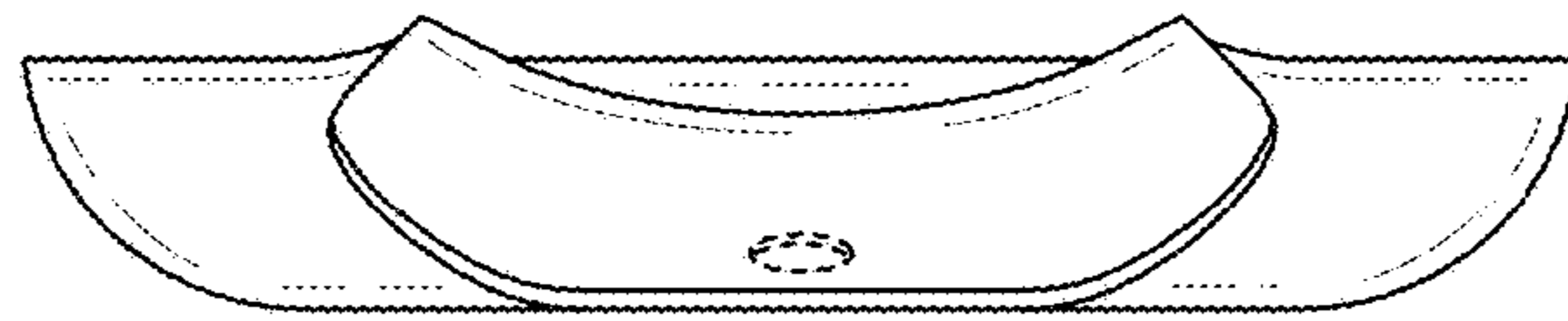


FIG. 2

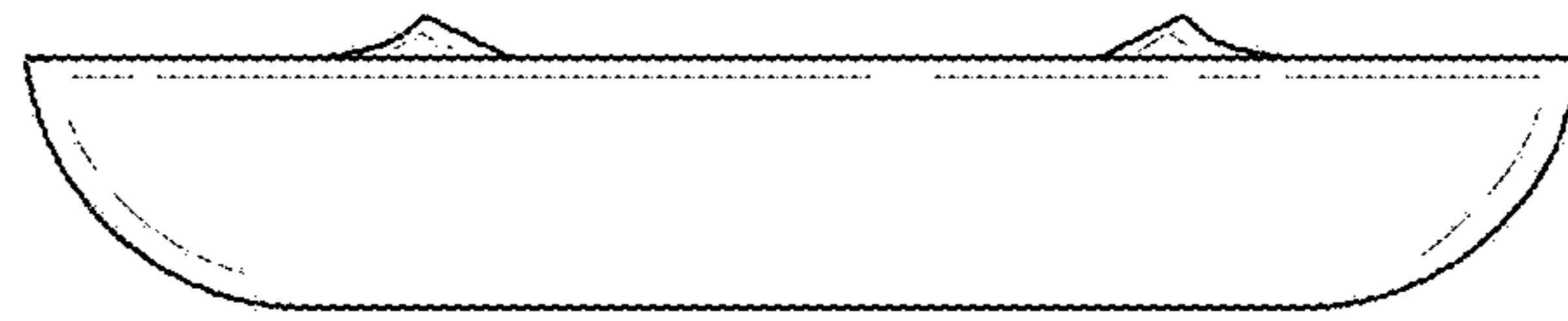


FIG. 3




FIG. 4




FIG. 5

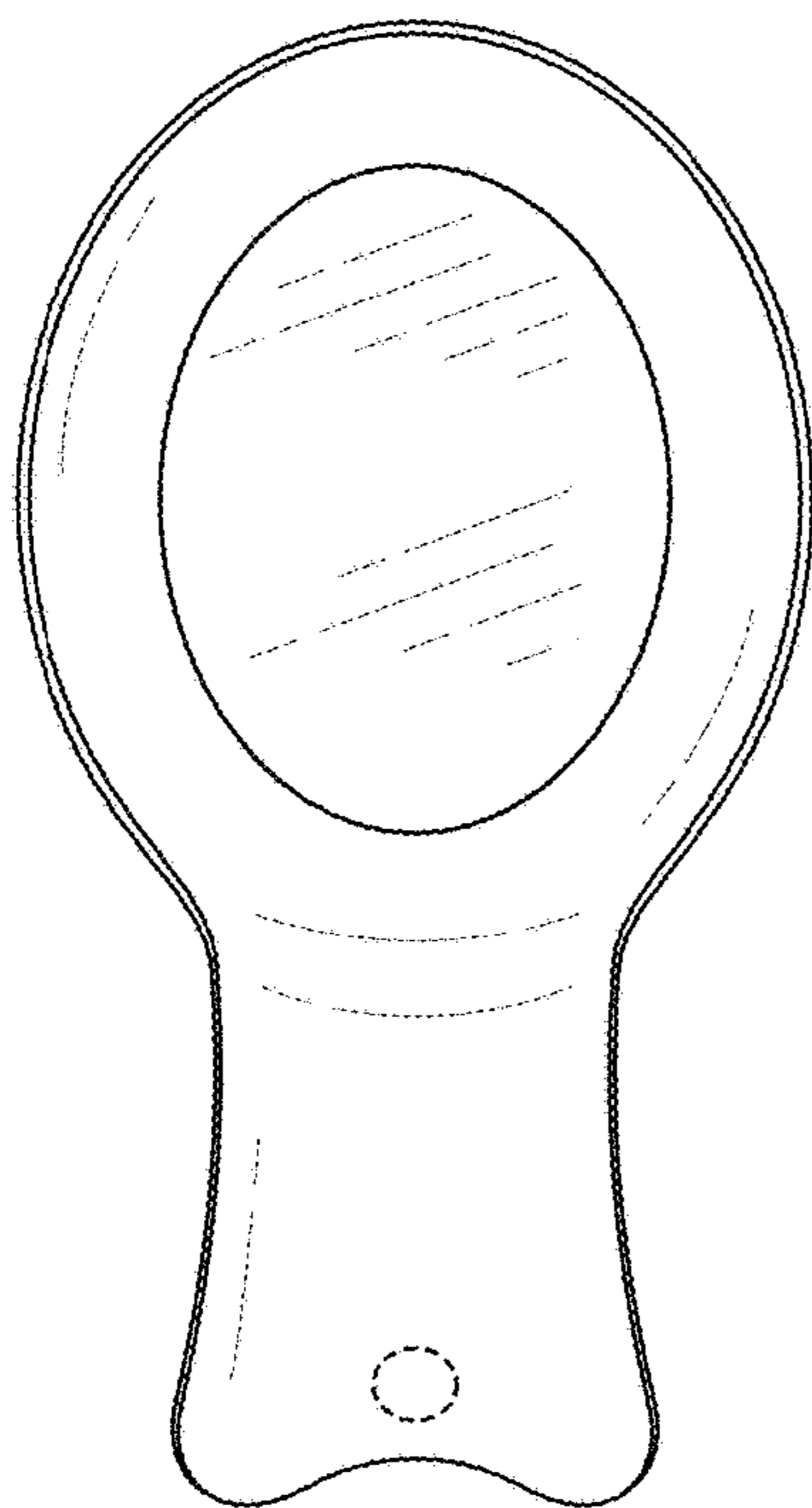


FIG. 6

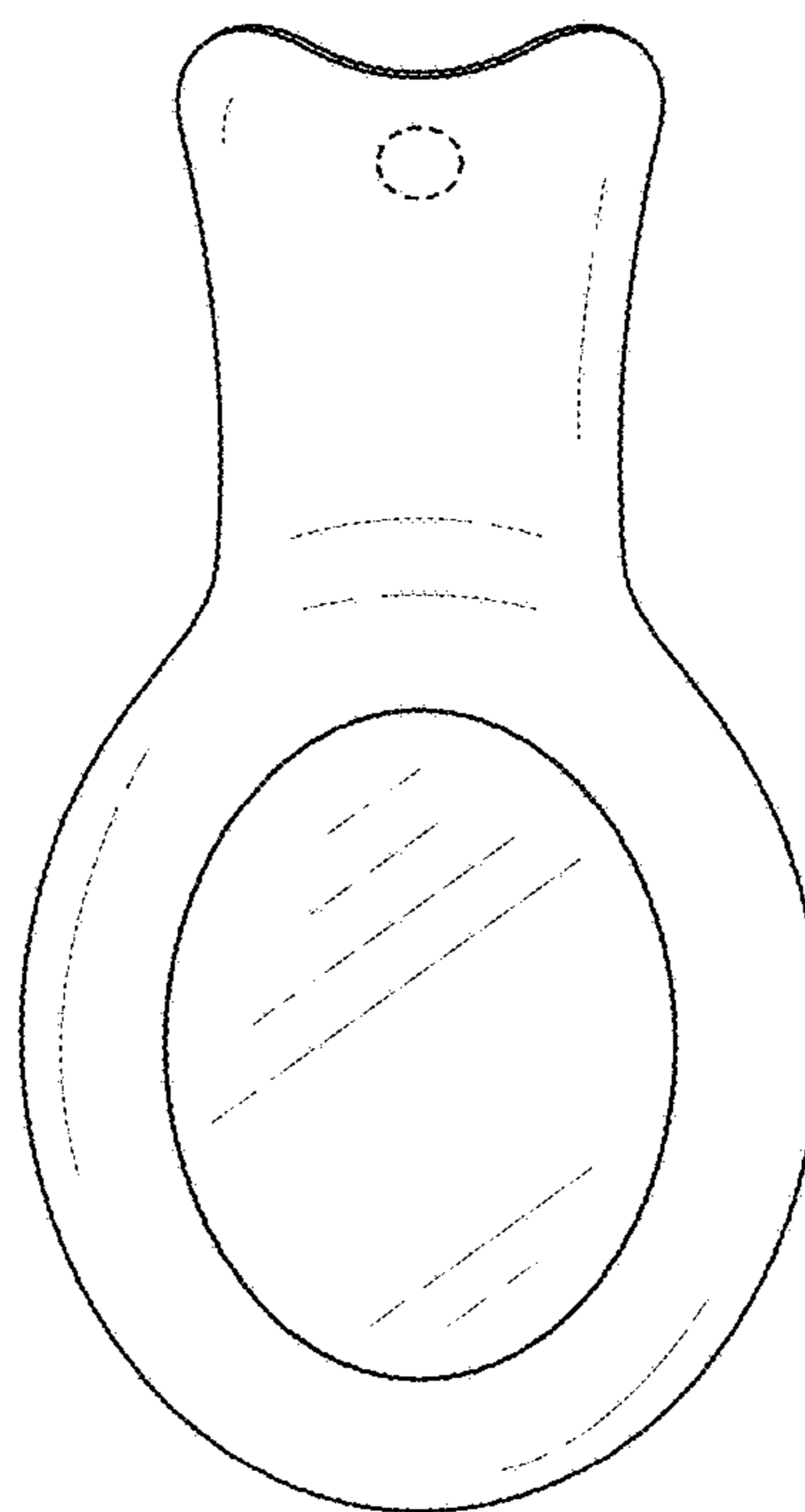


FIG. 7