



US00D857448S

(12) **United States Design Patent** (10) **Patent No.:** **US D857,448 S**
Bodum (45) **Date of Patent:** **** Aug. 27, 2019**

(54) **HANDLE**
(71) Applicant: **PI-Design AG**, Triengen (CH)
(72) Inventor: **Jorgen Bodum**, Meggen (CH)
(73) Assignee: **PI-Design AG**, Triengen (CH)
(**) Term: **15 Years**
(21) Appl. No.: **29/644,934**
(22) Filed: **Apr. 21, 2018**

D566,514 S *	4/2008	Settles	D8/107
D581,728 S *	12/2008	Logiudice	D7/395
D669,332 S *	10/2012	Hoertnagl	D8/107
D693,641 S *	11/2013	Slaker	D7/395
D699,069 S *	2/2014	Emrick	D7/395
D766,062 S *	9/2016	Phillips	D8/303
D778,106 S *	2/2017	Keating	D7/395
D778,107 S *	2/2017	Keating	D7/395
D784,073 S *	4/2017	Keating	D7/395
D809,893 S *	2/2018	Hsien-Te	D8/107
D810,505 S *	2/2018	Gonzalez	D7/395
D833,213 S *	11/2018	Gonzalez	D7/395
D833,214 S *	11/2018	Gonzalez	D7/395
D836,975 S *	1/2019	Leakey	D7/395

* cited by examiner

(30) **Foreign Application Priority Data**

Nov. 3, 2017 (WO) DM/098567

(51) **LOC (12) Cl.** **07-02**

(52) **U.S. Cl.**
USPC **D7/395**

(58) **Field of Classification Search**
USPC D7/354-361, 393-395, 401.2, 664;
D8/107, 300, 303, 307, 313, 321;
D4/138, 129
CPC A47J 45/06; A47J 45/061; A47J 45/62;
A47J 45/071; A47J 45/072; A47J 45/08;
A47J 45/085
See application file for complete search history.

(56) **References Cited**

U.S. PATENT DOCUMENTS

D375,035 S *	10/1996	Mangol	D4/138
D417,132 S *	11/1999	Schneider	D8/107
D477,498 S *	7/2003	Rowe	D7/395
D504,797 S *	5/2005	Lu	D7/395

Primary Examiner — Cynthia M. Chin

(74) *Attorney, Agent, or Firm* — McDonnell Boehnen
Hulbert & Berghoff LLP


(57) **CLAIM**

The ornamental design for a handle, as shown and described.

DESCRIPTION

FIG. 1 is a perspective view of a handle showing my new design;
FIG. 2 is a front view thereof;
FIG. 3 is a rear view thereof;
FIG. 4 is a left side view thereof
FIG. 5 is a right side view thereof;
FIG. 6 is a top view thereof; and,
FIG. 7 is a bottom view thereof.
The handle as illustrated in FIGS. 1-7 is made of cork; the material forms part of the claimed design.

1 Claim, 7 Drawing Sheets



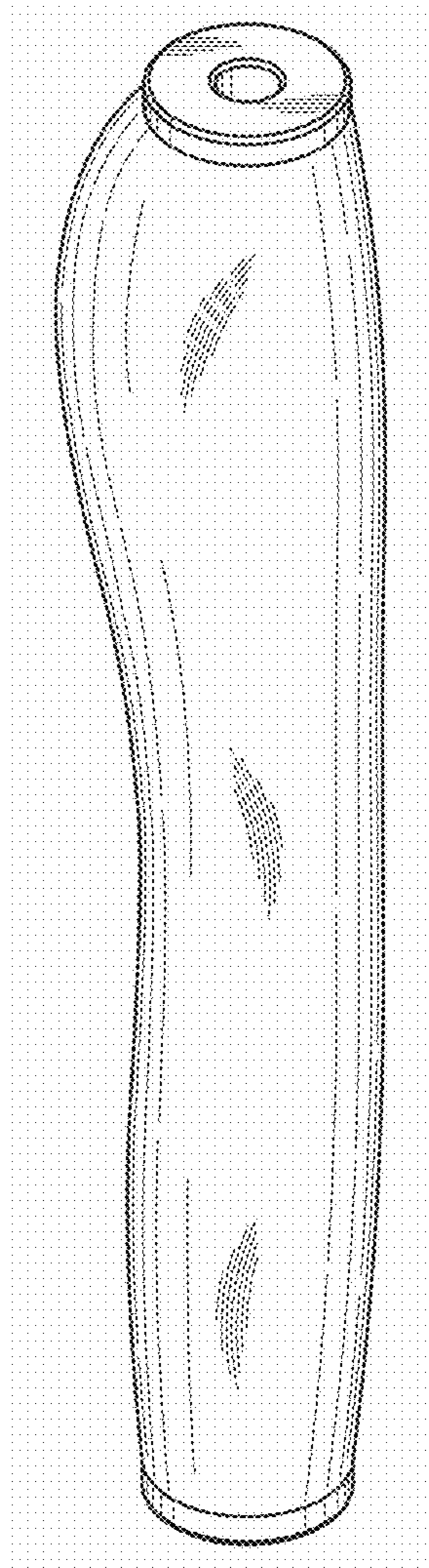


FIG. 1

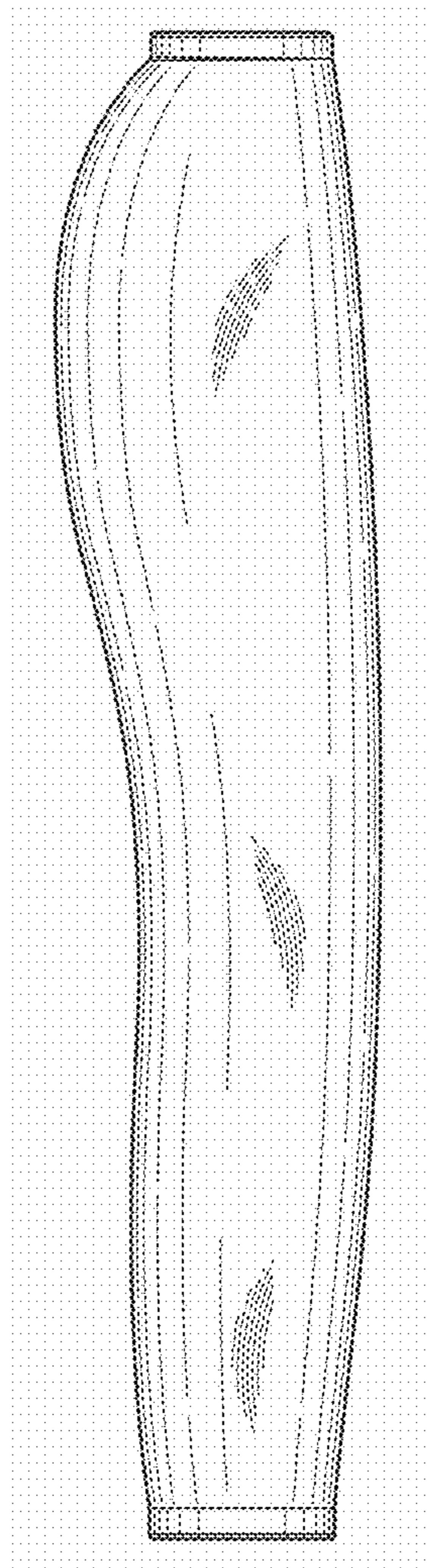


FIG. 2

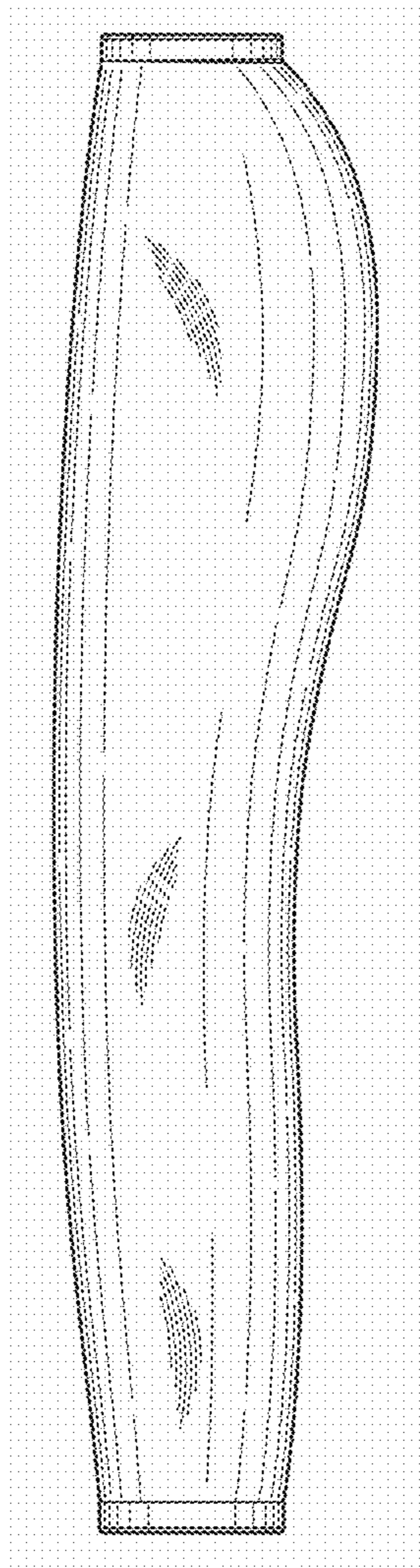


FIG. 3

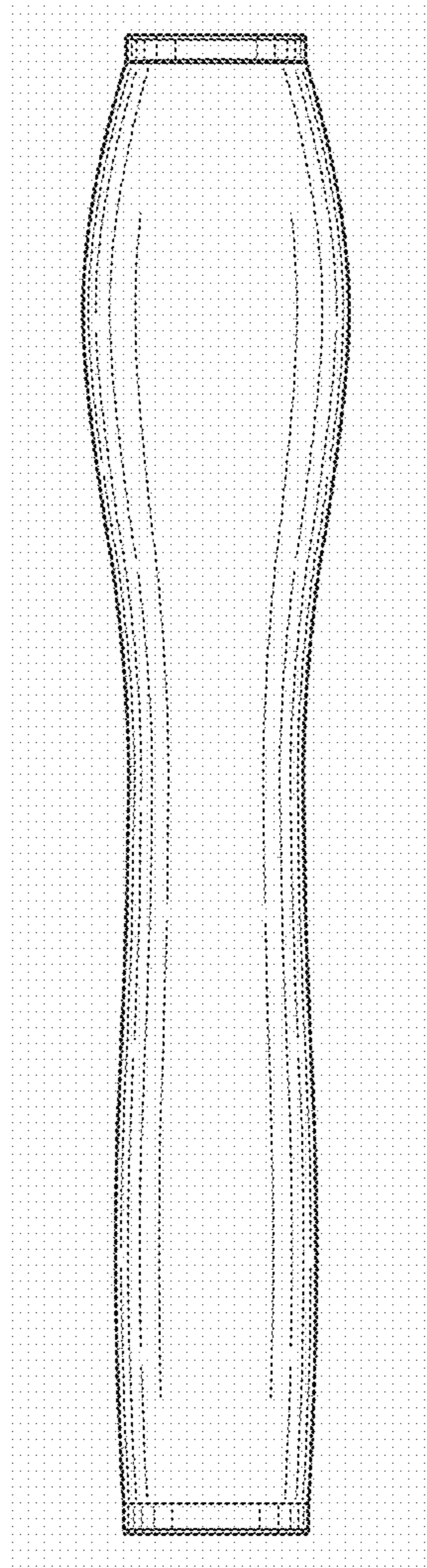


FIG. 4

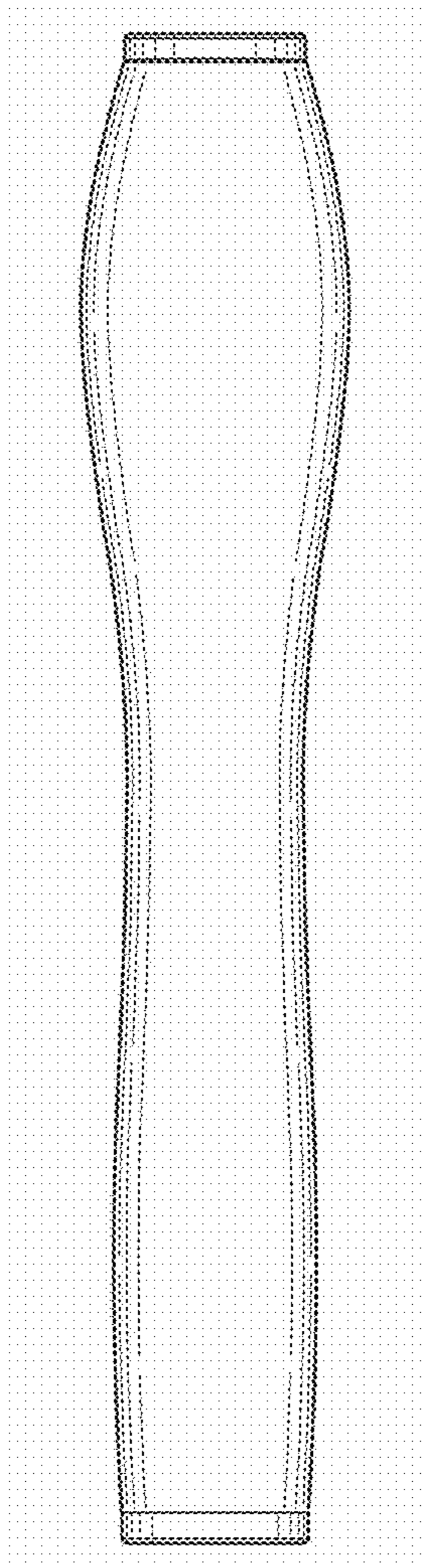


FIG. 5

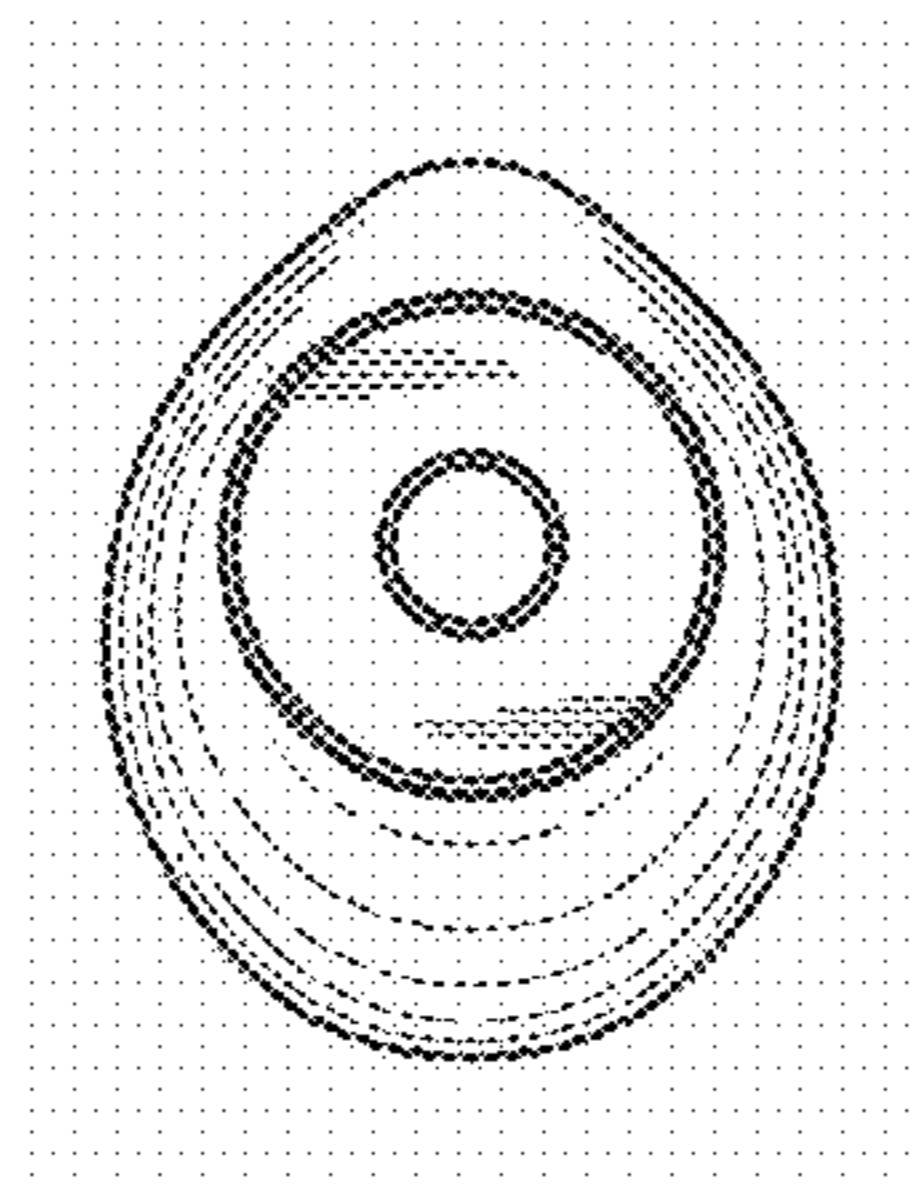


FIG. 6

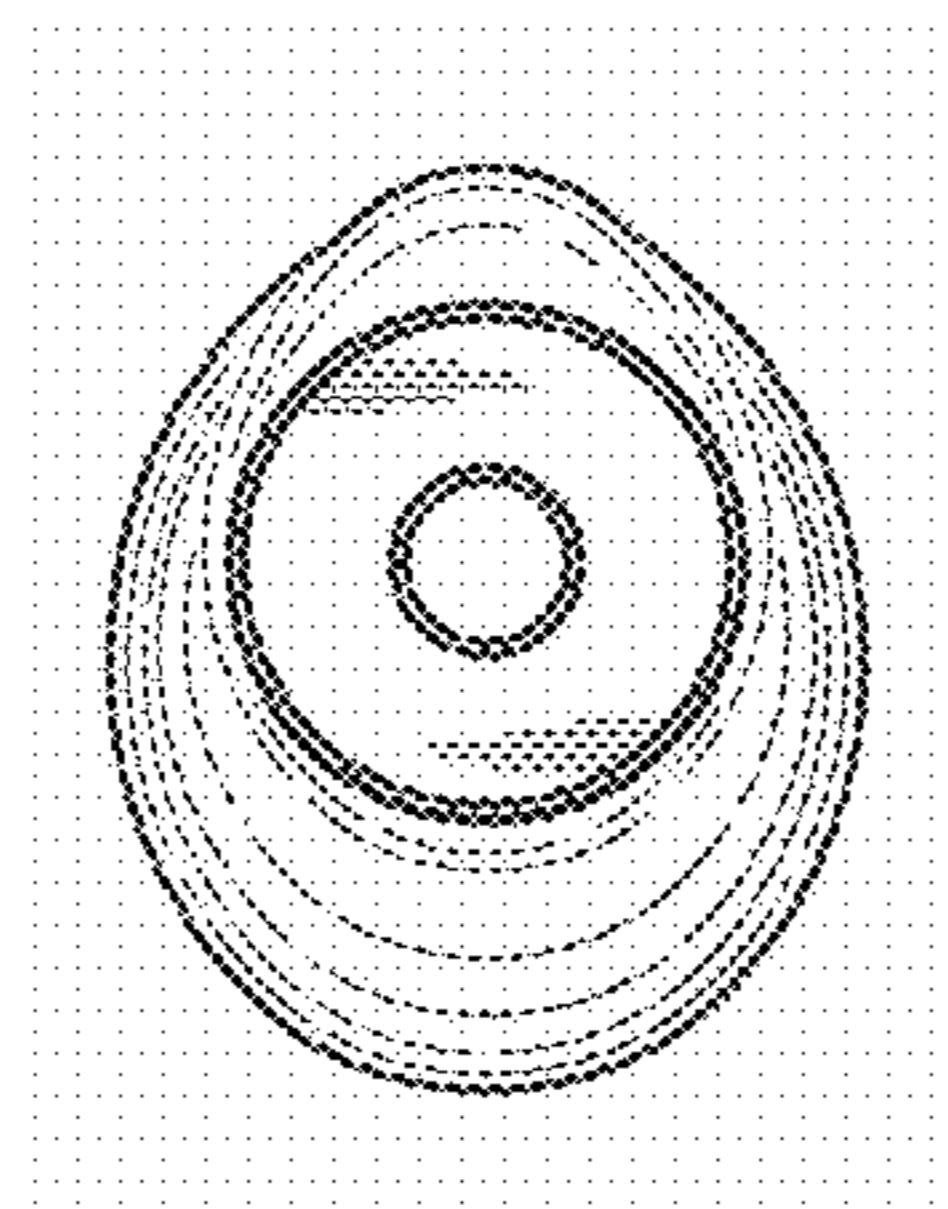


FIG. 7