



US00D857434S

(12) **United States Design Patent** (10) **Patent No.:** **US D857,434 S**  
**Liu** (45) **Date of Patent:** **\*\* Aug. 27, 2019**

- (54) **VERTICAL POSTS FOR SHELVING**
- (71) Applicant: **TAIWAN SHIN YEH ENTERPRISE CO., LTD.**, Chia-Yi (TW)
- (72) Inventor: **Hung Tsun Liu**, Chia-Yi (TW)
- (73) Assignee: **TAIWAN SHIN YEH ENTERPRISE CO., LTD.**, Chia-Yi (TW)
- (\*\*) Term: **15 Years**
- (21) Appl. No.: **29/617,965**
- (22) Filed: **Sep. 18, 2017**
- (51) **LOC (12) Cl.** ..... **06-06**
- (52) **U.S. Cl.**  
USPC ..... **D6/712**
- (58) **Field of Classification Search**  
USPC ..... D6/675.1, 705, 705.6, 707.19, 712;  
D3/304, 315, 317  
CPC ..... A47B 13/06; A47B 43/00; A47B 63/00;  
A47B 96/00; A47B 96/14; A47B 96/06  
See application file for complete search history.

(56) **References Cited**

**U.S. PATENT DOCUMENTS**

644,880 A	3/1900	Vanderman	
2,926,022 A	2/1960	Nau et al.	
3,039,621 A *	6/1962	Pilcher .....	A47B 57/485 108/107
D244,077 S	4/1977	Saltz	
D247,184 S	2/1978	Clement	
4,113,110 A	9/1978	Mittag	
4,513,669 A *	4/1985	Steinke .....	A47B 57/48 108/107
D301,952 S *	7/1989	Everett .....	D6/675.1
D303,596 S	9/1989	Goetz	
4,967,916 A *	11/1990	Handler .....	A47B 57/44 108/188
D330,819 S	11/1992	Dickinson	

D347,343 S	5/1994	Von Gunten et al.	
D363,841 S	11/1995	Nourse	
5,463,966 A *	11/1995	Nilsson .....	A47B 57/50 108/110
D367,784 S	3/1996	Goetz	
D400,739 S	11/1998	Sheng	
D425,732 S	5/2000	Grosfillex	
D448,209 S	9/2001	Sadler	
D477,160 S	7/2003	Grosfillex	
6,681,705 B2 *	1/2004	Wetterberg .....	A47B 57/40 108/107
D493,641 S	8/2004	Brazier et al.	
D496,809 S *	10/2004	Dardashti .....	D6/675.1

(Continued)

*Primary Examiner* — Kelley A Donnelly

(74) *Attorney, Agent, or Firm* — Dinsmore & Shohl LLP

(57) **CLAIM**

The ornamental design for vertical posts for shelving, as shown and described.

**DESCRIPTION**

FIG. 1 is a perspective view of vertical posts for shelving incorporating the claimed design from the upper left hand side;

FIG. 2 is a front perspective view of the claimed design;

FIG. 3 is a right perspective view of the claimed design;

FIG. 4 is a left perspective view of the claimed design;

FIG. 5 is a rear perspective view of the claimed design;

FIG. 6 is a top perspective elevation view of the claimed design;

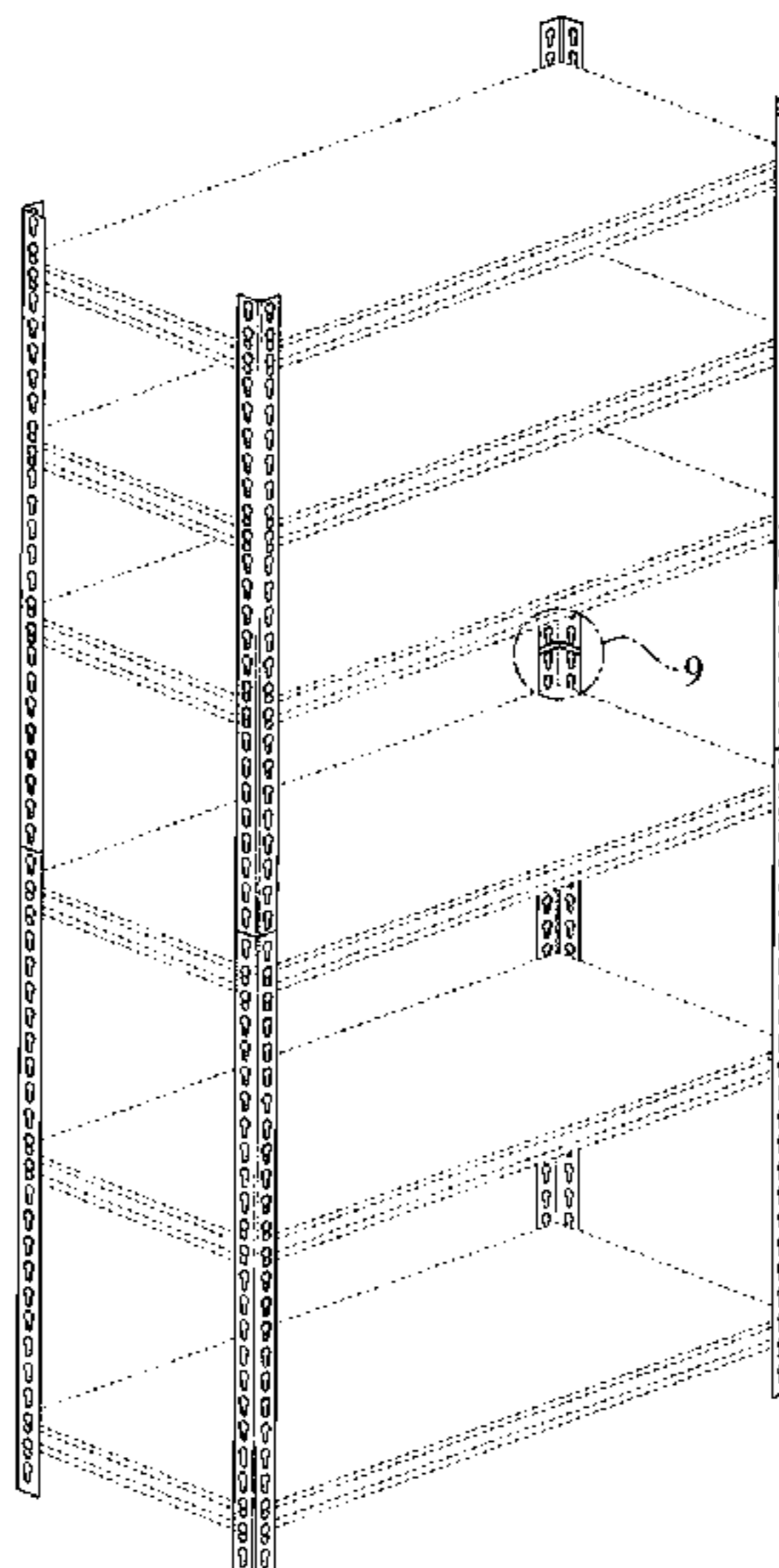
FIG. 7 is a bottom plan view of the claimed design;

FIG. 8 is a cross-section taken along Line 8-8 of FIG. 1; and,

FIG. 9 is a detail perspective view of the joinder between two sections of the vertical posts in the area indicated in FIG. 1.

The broken lines shown in the Figures are for environmental purposes only and form no part of the claimed design.

**1 Claim, 7 Drawing Sheets**



(56)

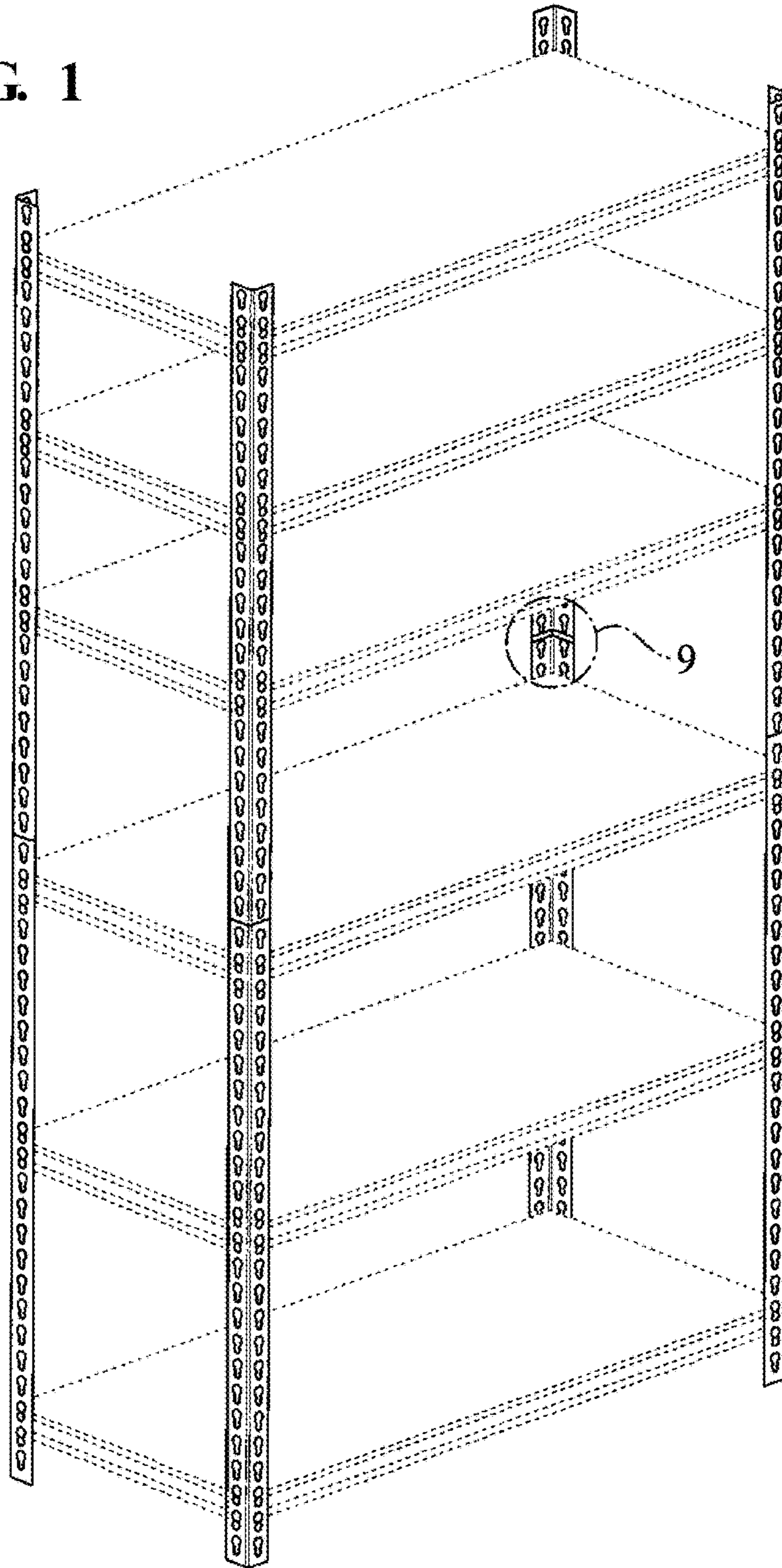
**References Cited**

U.S. PATENT DOCUMENTS

D498,855 S	11/2004	Dean et al.		D725,296 S	3/2015	Taylor et al.	
6,920,831 B2 *	7/2005	Lin .....	A47B 57/40	D737,613 S	9/2015	Troyner et al.	
				D742,141 S	11/2015	Fitzgerald et al.	
				D742,150 S	11/2015	Fitzgerald et al.	
D543,057 S *	5/2007	Grady .....	D6/675.1	D743,577 S	11/2015	Thornburg, II	
D574,521 S	8/2008	Charette		9,375,102 B2	6/2016	Troyner et al.	
D597,354 S *	8/2009	Liss .....	D6/705.6	D783,181 S	4/2017	Coulston et al.	
D607,123 S	12/2009	Charette		D798,640 S *	10/2017	Anderson .....	D6/712
D624,198 S	9/2010	Szkola		D819,379 S *	6/2018	Brattoli .....	D6/712
D637,427 S *	5/2011	Troyner .....	D6/705.6	D828,146 S *	9/2018	Lu .....	D8/381
D639,585 S	6/2011	Shen et al.		2004/0079714 A1 *	4/2004	Andrew .....	H01M 2/1077
D639,586 S	6/2011	Selinger et al.					211/49.1
D639,587 S	6/2011	Selinger et al.		2004/0221772 A1 *	11/2004	Narkis .....	A47B 57/588
D653,528 S	2/2012	Choi et al.					108/60
D677,094 S *	3/2013	Mansor .....	D6/566	2004/0237853 A1 *	12/2004	Sholz .....	A47B 57/40
8,443,992 B2 *	5/2013	Lawson .....	A47B 47/028				108/107
				2005/0103734 A1 *	5/2005	Saltzberg .....	A47B 57/50
							211/187
D683,983 S *	6/2013	Troyner .....	D6/675.2	2010/0084354 A1	4/2010	Eustace	
D687,170 S	7/2013	Kovalchick		2011/0272543 A1	11/2011	Wojtowicz et al.	
D693,668 S	11/2013	Wojtowicz et al.		2012/0000871 A1 *	1/2012	Troyner .....	A47B 47/021
D698,042 S	1/2014	Herman					211/134
D701,405 S *	3/2014	Pace .....	D6/675.2				

\* cited by examiner

FIG. 1




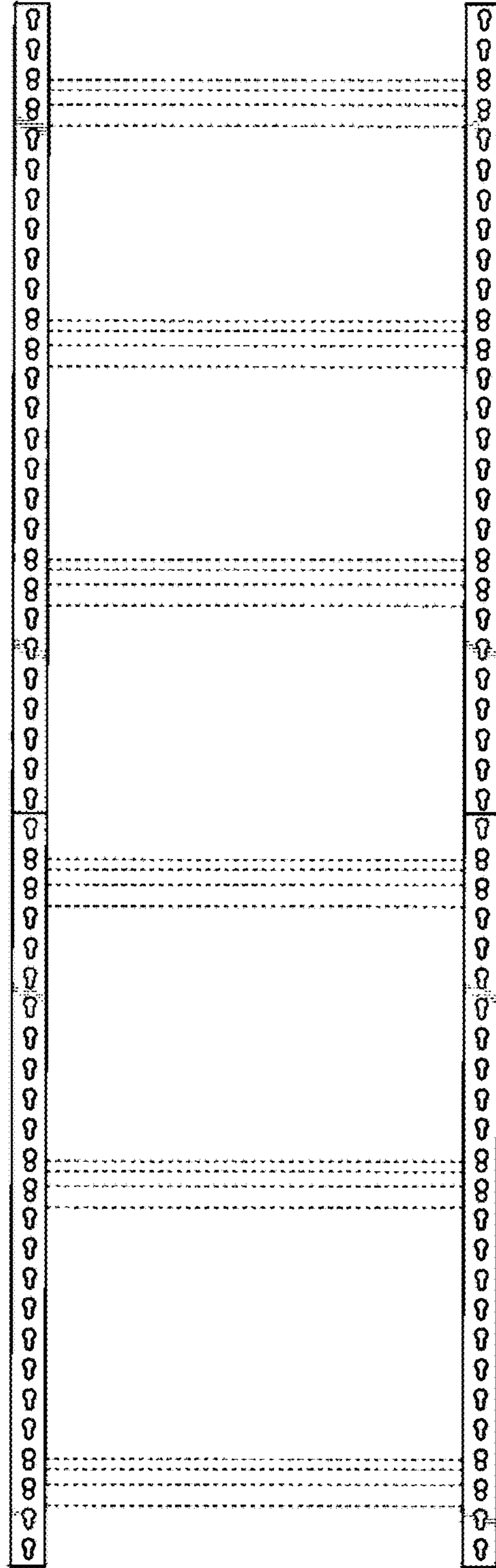
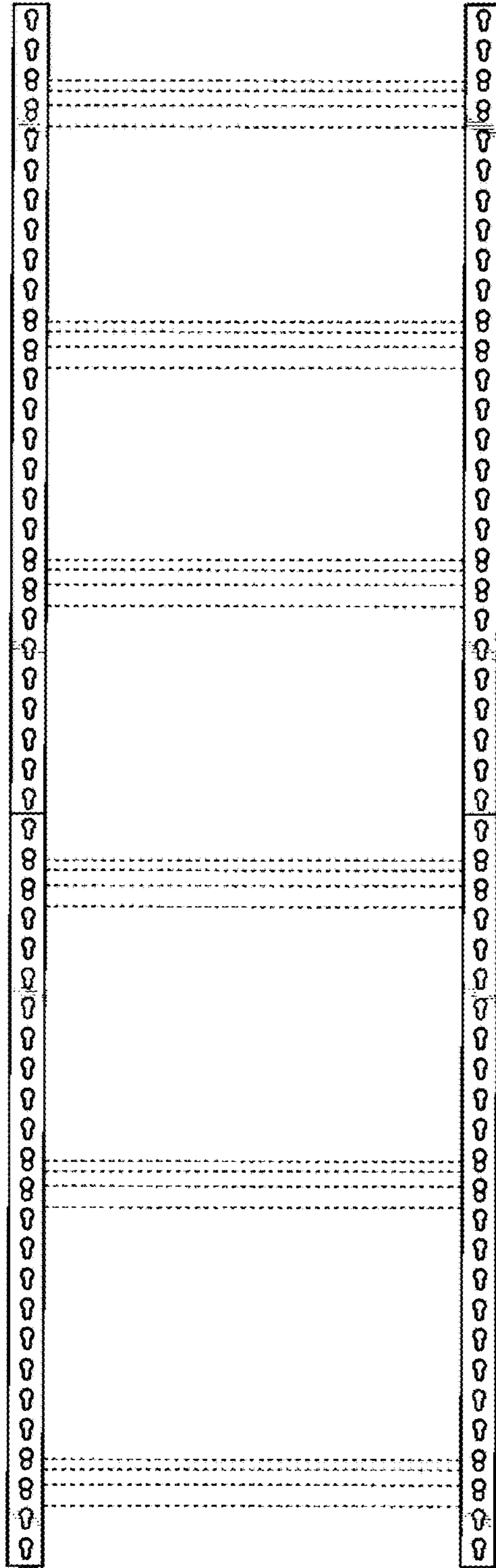


FIG. 2



**FIG. 3**



**FIG. 4**





FIG. 5

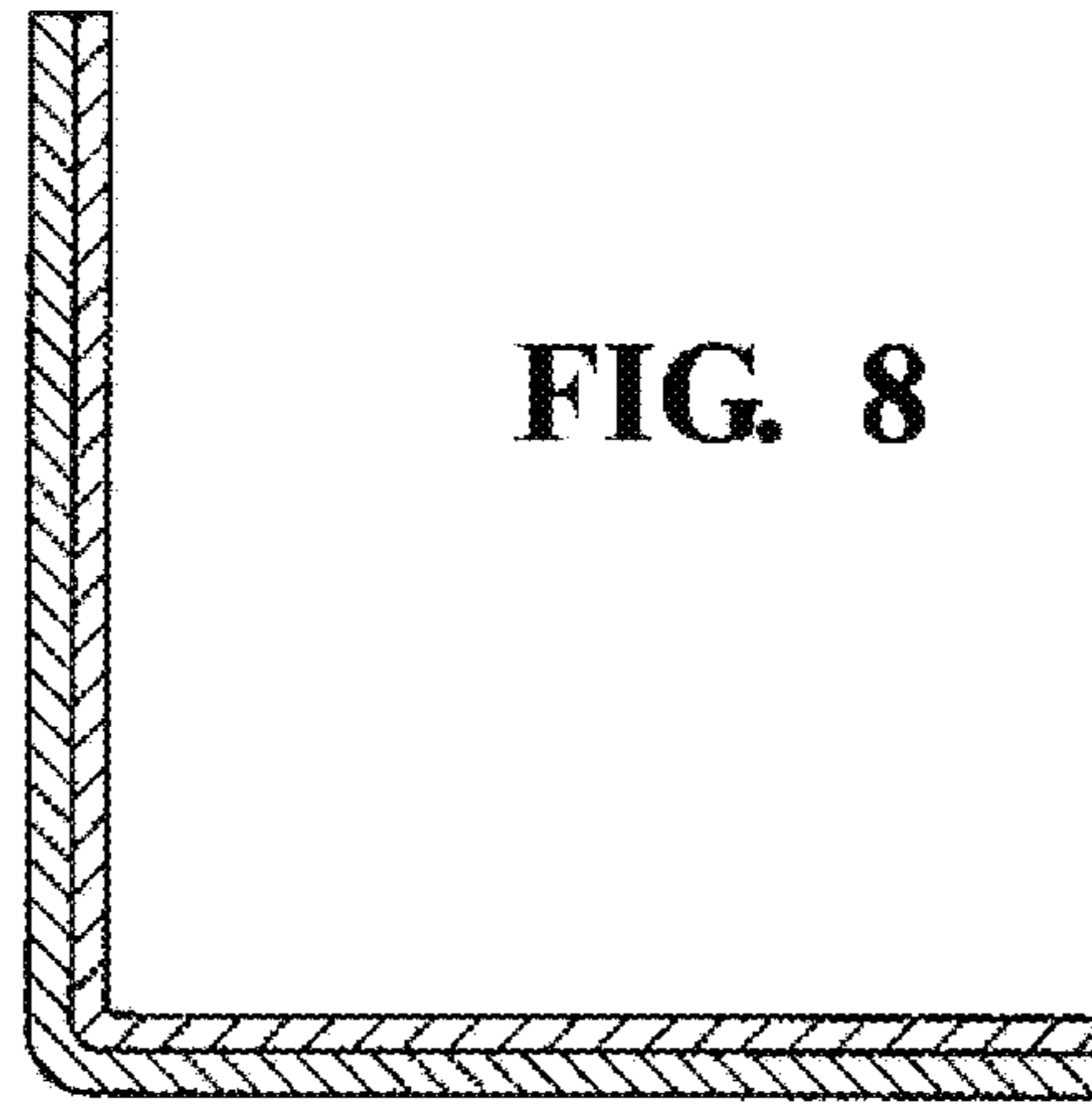


**FIG. 6**

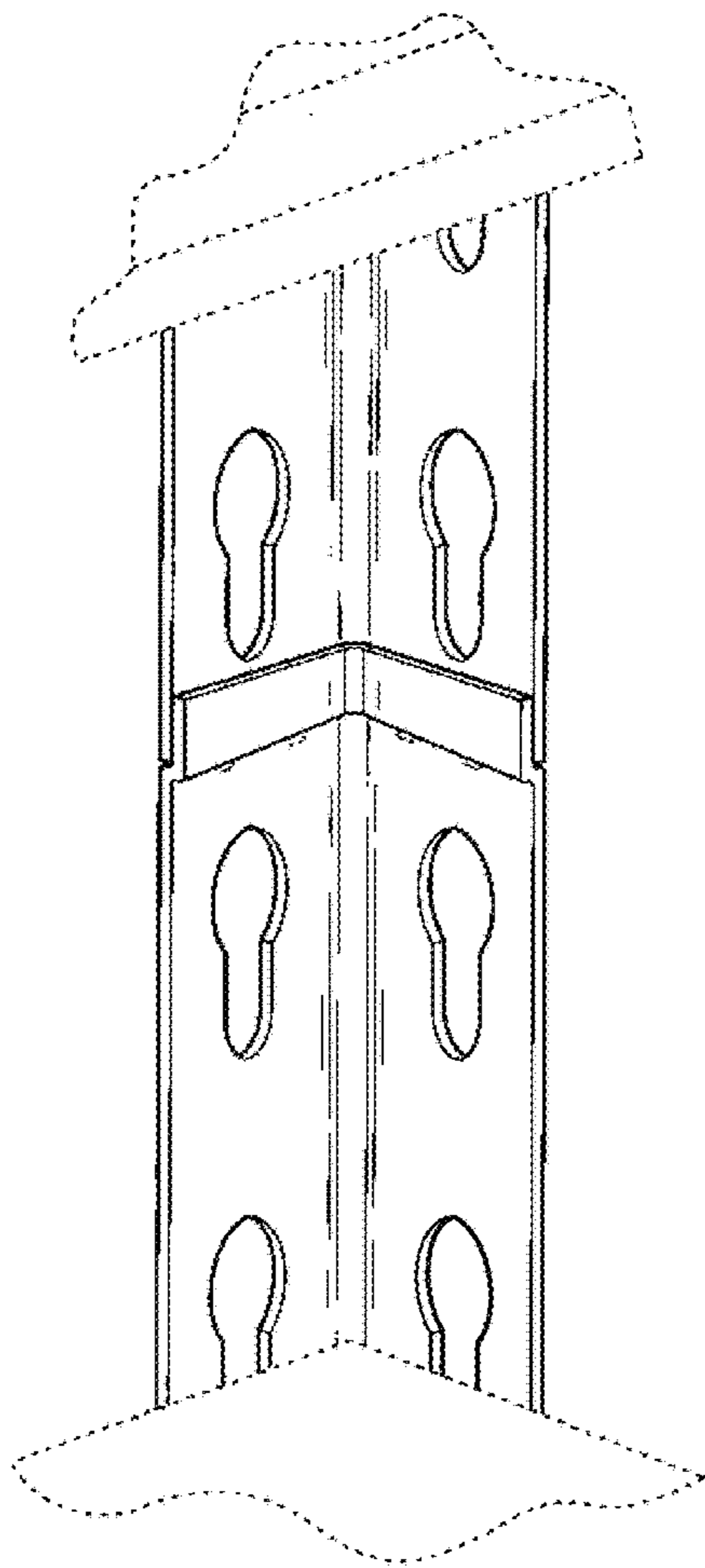


**FIG. 7**





**FIG. 8**



**FIG. 9**