



US00D857420S

(12) **United States Design Patent** (10) **Patent No.:** **US D857,420 S**  
**Schneider et al.** (45) **Date of Patent:** **\*\* Aug. 27, 2019**

(54) **MOUNTING DEVICE**  
(71) Applicant: **FEW Fahrzeugelektrikwerk GmbH & Co. KG**, Zwenkau (DE)  
(72) Inventors: **Björn Schneider**, Markkleeberg (DE); **Felix Tischer**, Leipzig (DE); **David Roger**, Leipzig (DE)  
(73) Assignee: **FEW Fahrzeugelektrikwerk GmbH & Co. KG**, Zwenkau (DE)

3,839,782 A	10/1974	Lincoln	
4,199,214 A	4/1980	Pearce, Jr. et al. ....	439/620.26
4,415,116 A	11/1983	Norton .....	228/180.21
4,907,991 A	3/1990	Kobayashi	
5,148,262 A	9/1992	Ahonen et al.	
5,738,554 A	4/1998	Borger et al. ....	439/874
6,075,286 A	6/2000	Ewer	
6,095,405 A	8/2000	Kim et al. ....	228/180.21
6,267,630 B1	7/2001	Machado .....	439/876
6,307,253 B1	10/2001	Yamamoto et al.	
6,315,575 B1	11/2001	Kajimoto	
D470,395 S *	2/2003	Zadak .....	D8/354
6,730,848 B1	5/2004	Antaya et al. ....	174/78

(\*\*) Term: **15 Years**

(21) Appl. No.: **29/607,515**

(22) Filed: **Jun. 14, 2017**

(30) **Foreign Application Priority Data**

Dec. 23, 2016 (EP) ..... 003536416-0001  
Dec. 23, 2016 (EP) ..... 003536416-0002

(51) **LOC (12) Cl.** ..... **23-02**

(52) **U.S. Cl.**  
USPC ..... **D6/545**

(58) **Field of Classification Search**  
USPC ..... D6/545, 406.2; D8/16, 18, 19, 20, 105,  
D8/356, 363, 366, 370-377, 380-382;  
D12/48, 106; D20/42  
CPC ..... A47F 5/0832; A47F 2005/0012; A47F  
5/0869; A47G 25/0685; A47G 7/044;  
B60P 7/0807; A47H 13/04; B60D 1/52;  
F16B 45/00; H01R 4/625; H01R 4/02;  
B25H 3/04

See application file for complete search history.

(56) **References Cited**

**U.S. PATENT DOCUMENTS**

3,368,114 A	2/1968	Campbell et al.	
3,519,890 A	7/1970	Ashby	
3,813,519 A	5/1974	Jochim et al. ....	219/522

**FOREIGN PATENT DOCUMENTS**

DE	20203202	6/2002	
DE	102004057630	3/2006	..... B23K 1/002

(Continued)

*Primary Examiner* — Wan Laymon  
*Assistant Examiner* — Mark Booker  
(74) *Attorney, Agent, or Firm* — Bodner & O'Rourke, LLP; Gerald T. Bodner; Christian P. Bodner

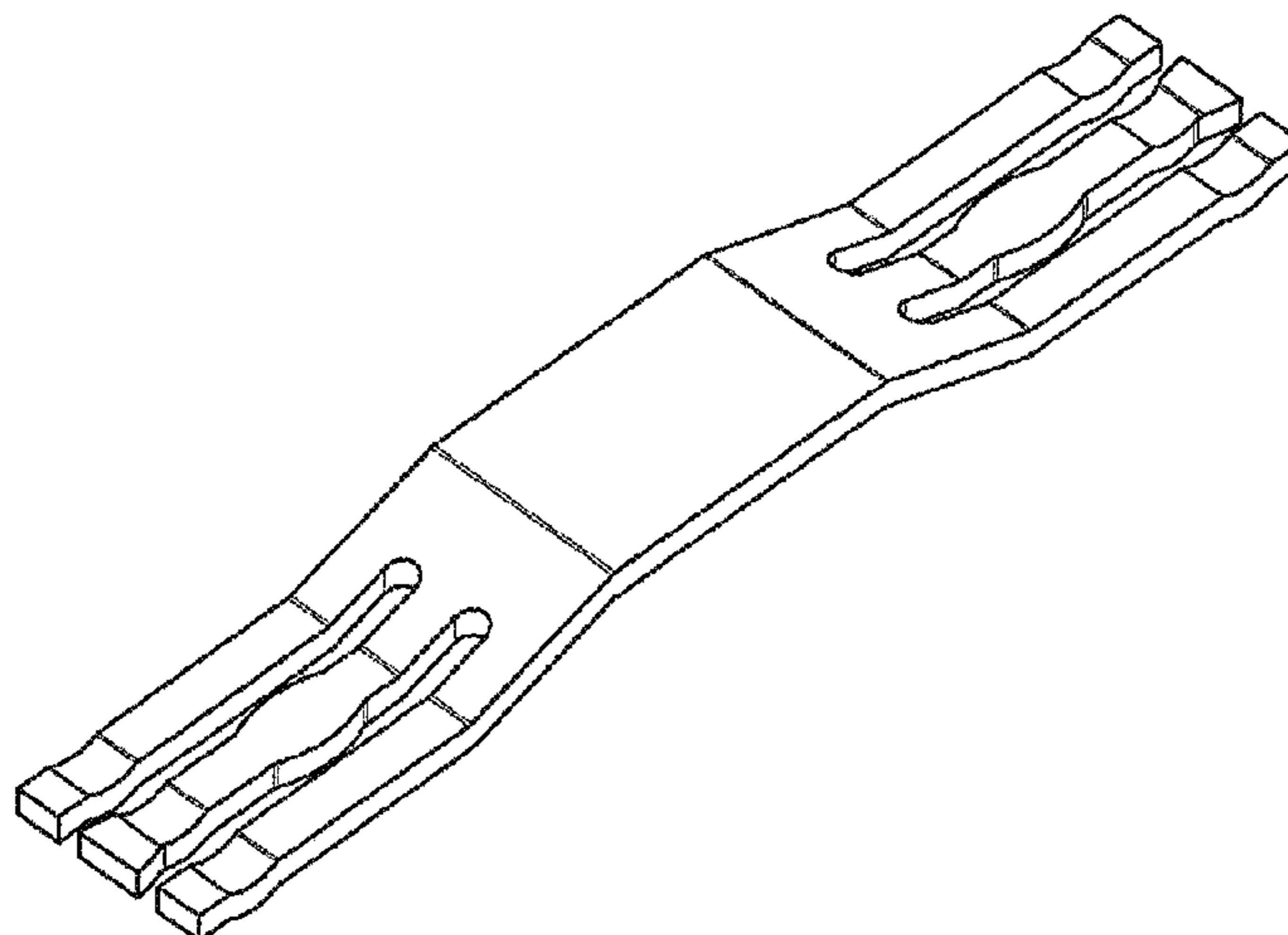
(57) **CLAIM**

The ornamental design for a mounting device, substantially as shown and described.

**DESCRIPTION**

FIG. 1 is a top, front perspective view of a mounting device showing our new design;  
FIG. 2 is a front elevational view thereof, a rear elevational view thereof being a mirror image of the front elevational view shown in FIG. 2;  
FIG. 3 is a left elevational view thereof, a right elevational view thereof being a mirror image of the left elevational view shown in FIG. 3;  
FIG. 4 is a top plan view thereof; and,  
FIG. 5 is a bottom plan view thereof.

**1 Claim, 1 Drawing Sheet**



(56)

References Cited

U.S. PATENT DOCUMENTS

6,870,134 B2 3/2005 Sol et al. .... 219/203  
 7,134,201 B2 11/2006 Ackerman et al. .... 29/857  
 7,270,548 B2 9/2007 Jenrich et al. .... 439/34  
 7,301,126 B2 11/2007 Mann ..... 219/203  
 D559,658 S \* 1/2008 Wohlford ..... D8/354  
 8,278,609 B2 10/2012 Reul ..... 219/617  
 8,449,339 B2 5/2013 Krishnan et al.  
 8,853,533 B2 10/2014 Jenrich ..... 174/50  
 D717,636 S \* 11/2014 Stanley ..... D8/363  
 D718,253 S 11/2014 Zerebilov et al. .... D13/154  
 8,905,778 B2 12/2014 Jenrich et al. .... 439/371  
 8,932,074 B2 1/2015 Jenrich et al. .... 439/371  
 D727,268 S 4/2015 Buck et al. .... D13/154  
 D727,852 S 4/2015 Buck et al. .... D13/154  
 9,155,206 B2 10/2015 Rateiczak et al.  
 D748,063 S 1/2016 Buck et al. .... D13/154  
 D750,030 S 2/2016 Zerebilov et al. .... D13/154  
 9,379,458 B2 6/2016 Jenrich  
 D762,777 S \* 8/2016 Szucs ..... D20/42  
 D786,052 S \* 5/2017 Szucs ..... D8/373  
 D790,471 S 6/2017 Buck et al. .... D13/147  
 D791,578 S \* 7/2017 Royak ..... D8/354  
 D815,042 S \* 4/2018 Jenrich ..... D13/133  
 D815,458 S \* 4/2018 Mann ..... D6/545  
 2001/0002340 A1 5/2001 Eldridge et al.  
 2006/0102610 A1 5/2006 Hoepfner et al. .... 219/203

2007/0099073 A1 5/2007 White et al.  
 2009/0170380 A1 7/2009 Lyon ..... 439/874  
 2009/0277671 A1 11/2009 Hahn ..... 174/257  
 2010/0084050 A1 4/2010 Kraemer et al.  
 2010/0326983 A1 12/2010 Sitterlet et al.  
 2011/0104958 A1 5/2011 Kwon et al. .... 439/816  
 2012/0305311 A1 12/2012 Jenrich ..... 174/75 R  
 2012/0318566 A1 12/2012 Reul et al. .... 174/255  
 2013/0043066 A1 2/2013 Cholewa et al. .... 174/257  
 2013/0232840 A1 \* 9/2013 Miller ..... A47G 1/162  
 40/757  
 2014/0110166 A1 4/2014 Degen et al. .... 174/84 R  
 2014/0158424 A1 6/2014 Schlarb et al. .... 174/94 R  
 2014/0182932 A1 7/2014 Cholewa et al. .... 174/84 R  
 2015/0236431 A1 \* 8/2015 Schmalbuch ..... H01R 4/187  
 174/252  
 2017/0297130 A1 10/2017 Jenrich  
 2018/0183157 A1 \* 6/2018 Schneider ..... H01R 4/02

FOREIGN PATENT DOCUMENTS

DE 102006047764 4/2008  
 DE 202011100906 U1 6/2011  
 DE 202015002764 U1 5/2015  
 DE 102015003086 3/2016 ..... B23K 1/002  
 EP 002669614-0001 4/2015  
 WO WO2012/152542 11/2012 ..... H01R 4/62  
 WO WO2016/038144 3/2016 ..... B23K 1/00

\* cited by examiner

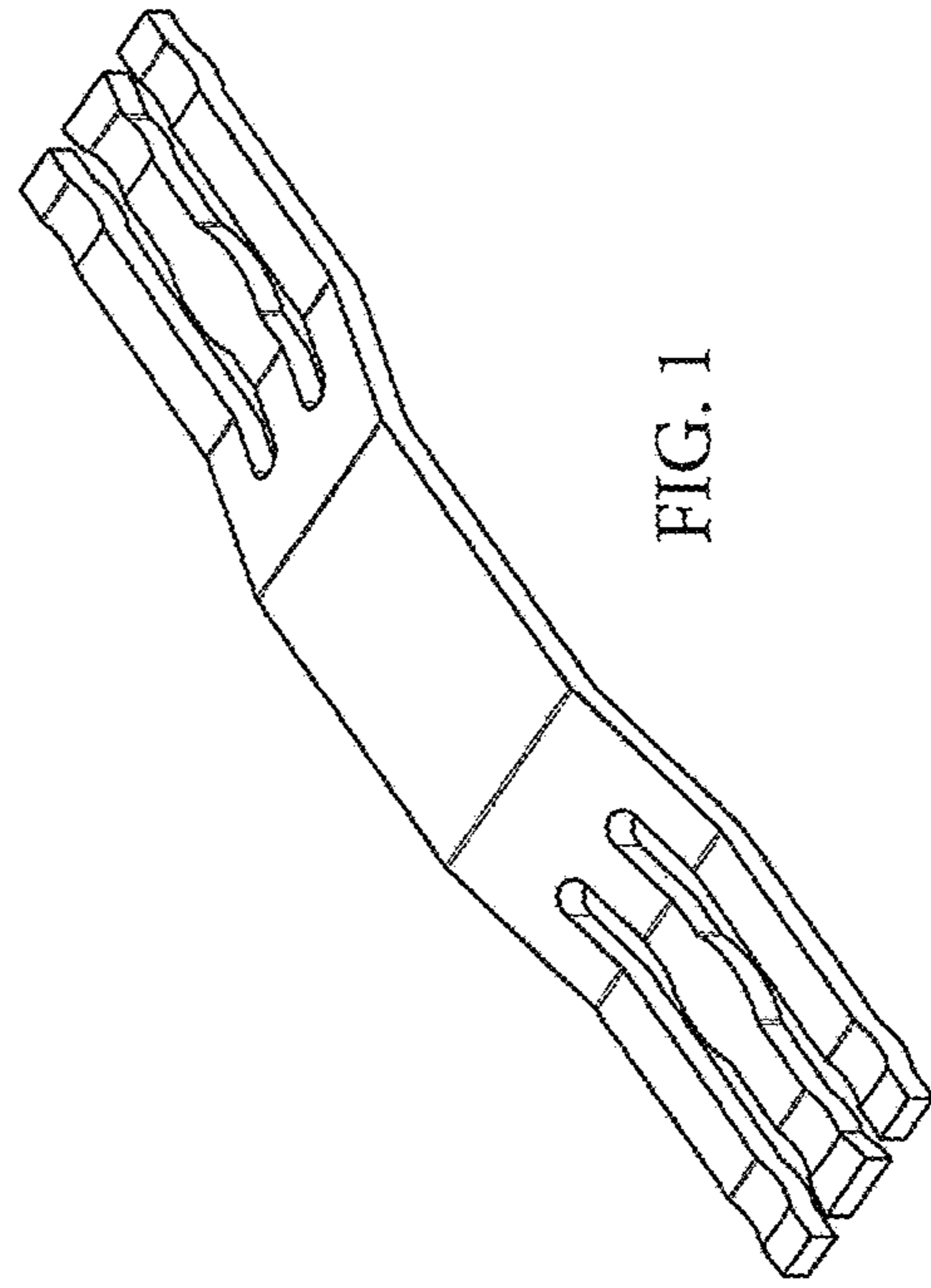


FIG. 1



FIG. 3




FIG. 5

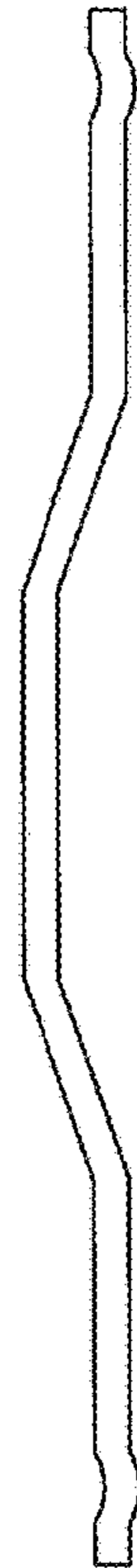


FIG. 2




FIG. 4