



US00D857419S

(12) **United States Design Patent** (10) **Patent No.:** **US D857,419 S**
Sedic (45) **Date of Patent:** **** Aug. 27, 2019**

(54) **TOOTHBRUSH HOLDER**
(71) Applicant: **Filip Sedic**, Shanghai (CN)
(72) Inventor: **Filip Sedic**, Shanghai (CN)
(**) Term: **15 Years**
(21) Appl. No.: **29/597,717**
(22) Filed: **Mar. 20, 2017**
(51) **LOC (12) Cl.** **23-02**
(52) **U.S. Cl.**
USPC **D6/534**
(58) **Field of Classification Search**
USPC D6/534, 524, 526, 527, 528, 529-531,
D6/551; 206/208, 209, 209.1, 228, 361,
206/362, 362.1, 362.2, 362.3, 77.1;
211/13.1, 66, 70.6, 86.01, 87.01, 88.01,
211/126.1, 134; 248/309.1; D21/584,
D21/604, 611; D1/110; D4/104, 108,
D4/113; D7/635, 701
CPC A47K 1/09; A47K 5/18; A45D 44/18
See application file for complete search history.

D467,433 S * 12/2002 Massari D21/615
D715,805 S * 10/2014 Hilton D14/447
D734,404 S * 7/2015 Fayolle D21/604
D748,398 S * 2/2016 Blachford D4/113
D766,569 S * 9/2016 Lee D21/604
D767,299 S * 9/2016 Li D6/534
D767,300 S * 9/2016 Salguero D6/534
D778,994 S * 2/2017 Johnson D21/604
D789,218 S * 6/2017 Johnson D10/7

* cited by examiner

Primary Examiner — David G Muller
Assistant Examiner — Nathan M Johnston
(74) *Attorney, Agent, or Firm* — Evan Feldstein

(57) **CLAIM**


I claim the ornamental design for a toothbrush holder, as shown and described.

DESCRIPTION

FIG. 1 is a front view of a toothbrush holder showing my new design;
FIG. 2 is a left side elevation view thereof;
FIG. 3 is a rear elevation view thereof;
FIG. 4 is a right side elevation view thereof;
FIG. 5 is a top plan view thereof;
FIG. 6 is a bottom plan view thereof; and,
FIG. 7 is a perspective view thereof.
The dashed lines in the figures illustrate the portions of the design that form no part of the claimed design. None of the broken lines form any part of the claimed design.

1 Claim, 7 Drawing Sheets

(56) **References Cited**
U.S. PATENT DOCUMENTS
5,740,929 A * 4/1998 Frankel A47K 1/09
206/362.1
D413,444 S * 9/1999 Weiss D21/653
D456,141 S * 4/2002 Landauer D21/659
D458,759 S * 6/2002 Landauer D21/659






FIG. 1

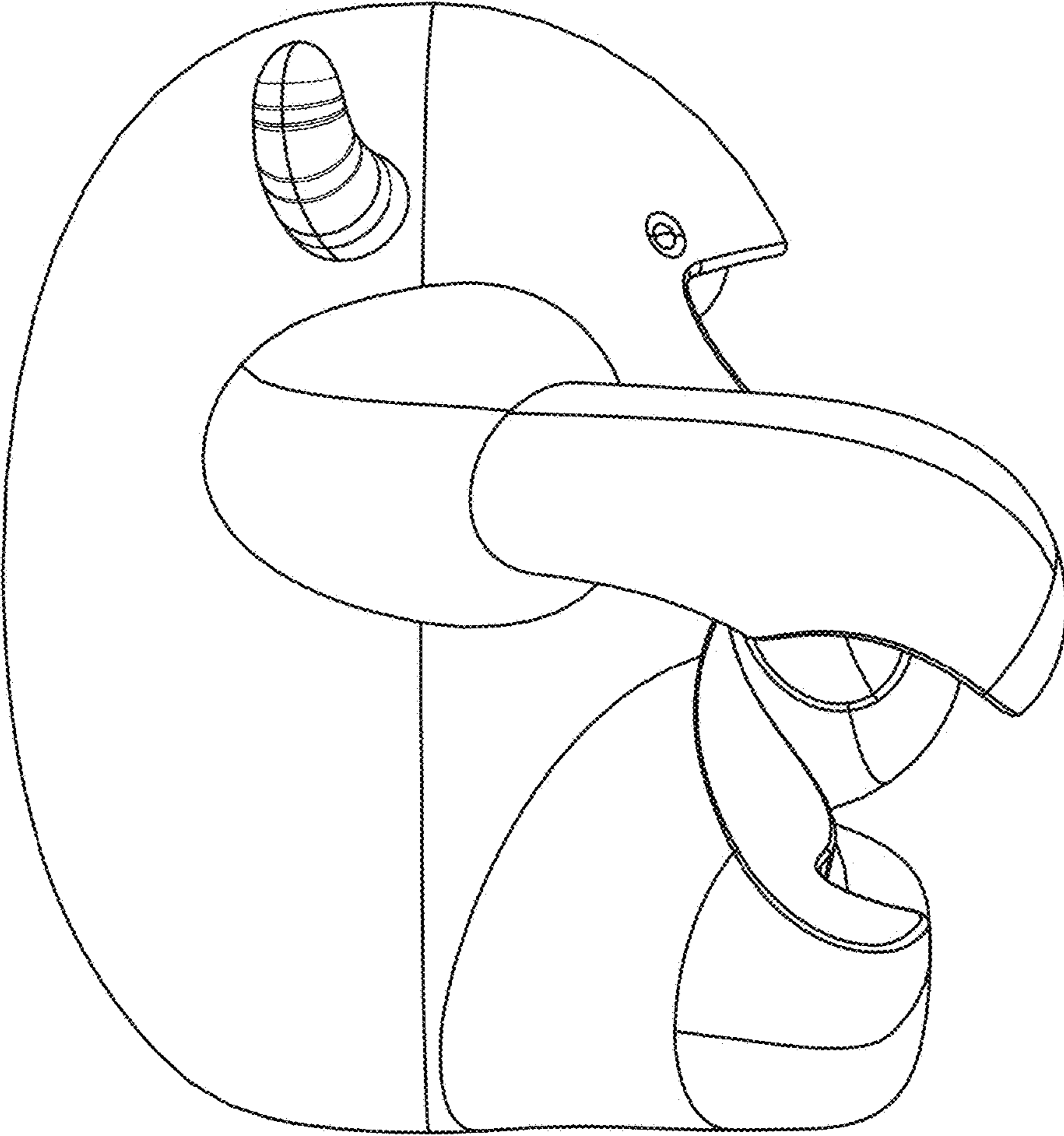


FIG. 2

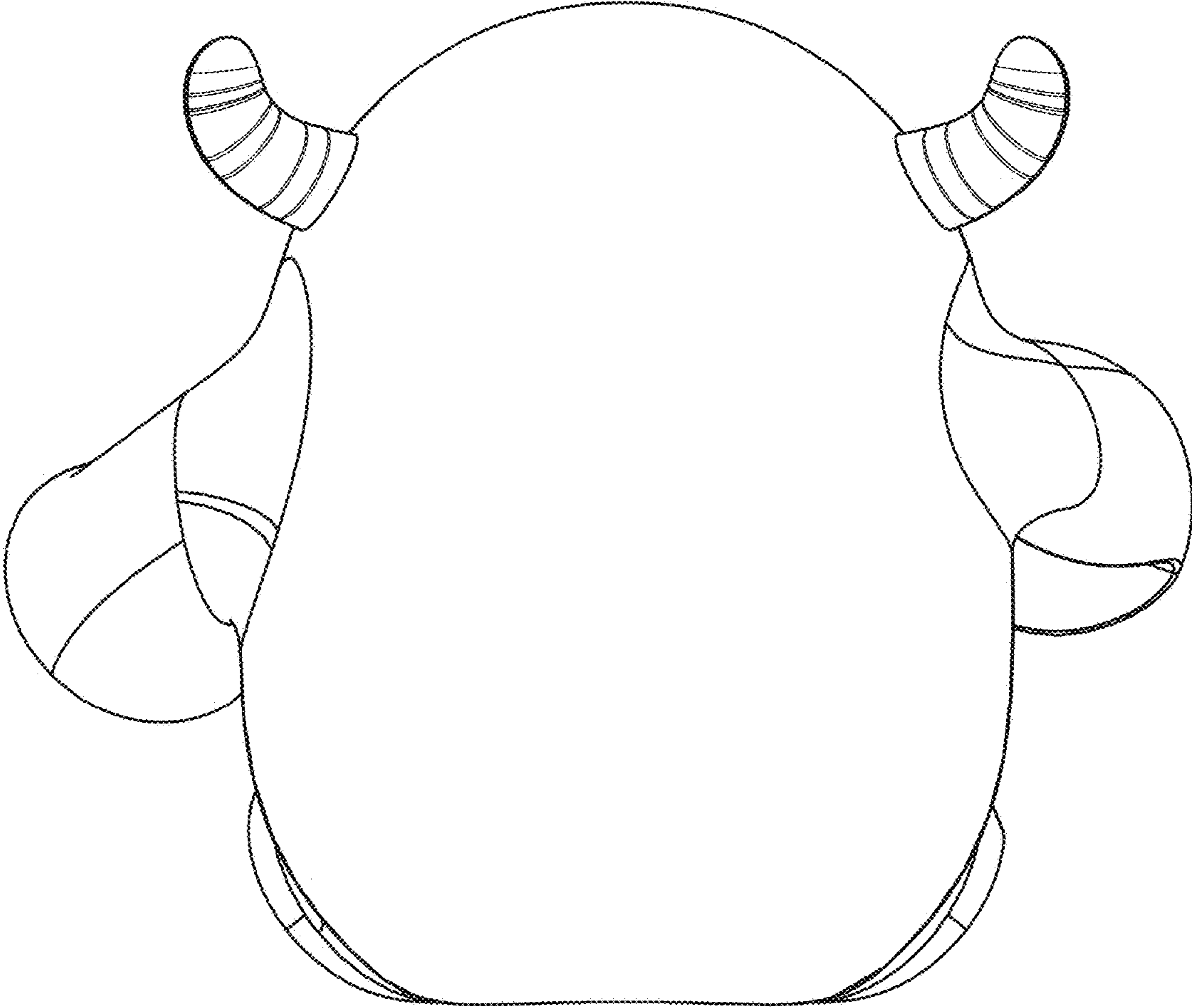


FIG. 3

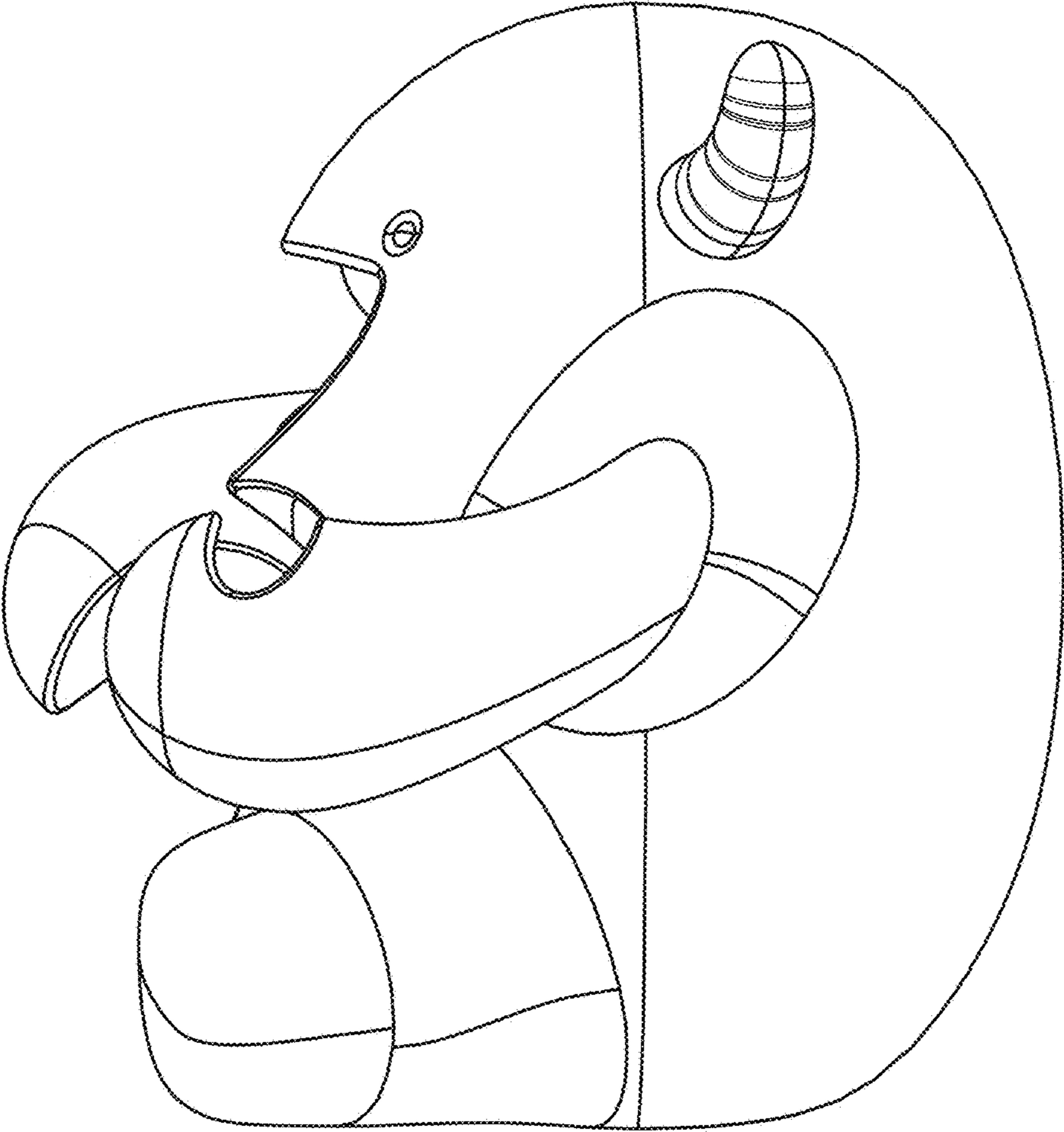


FIG. 4

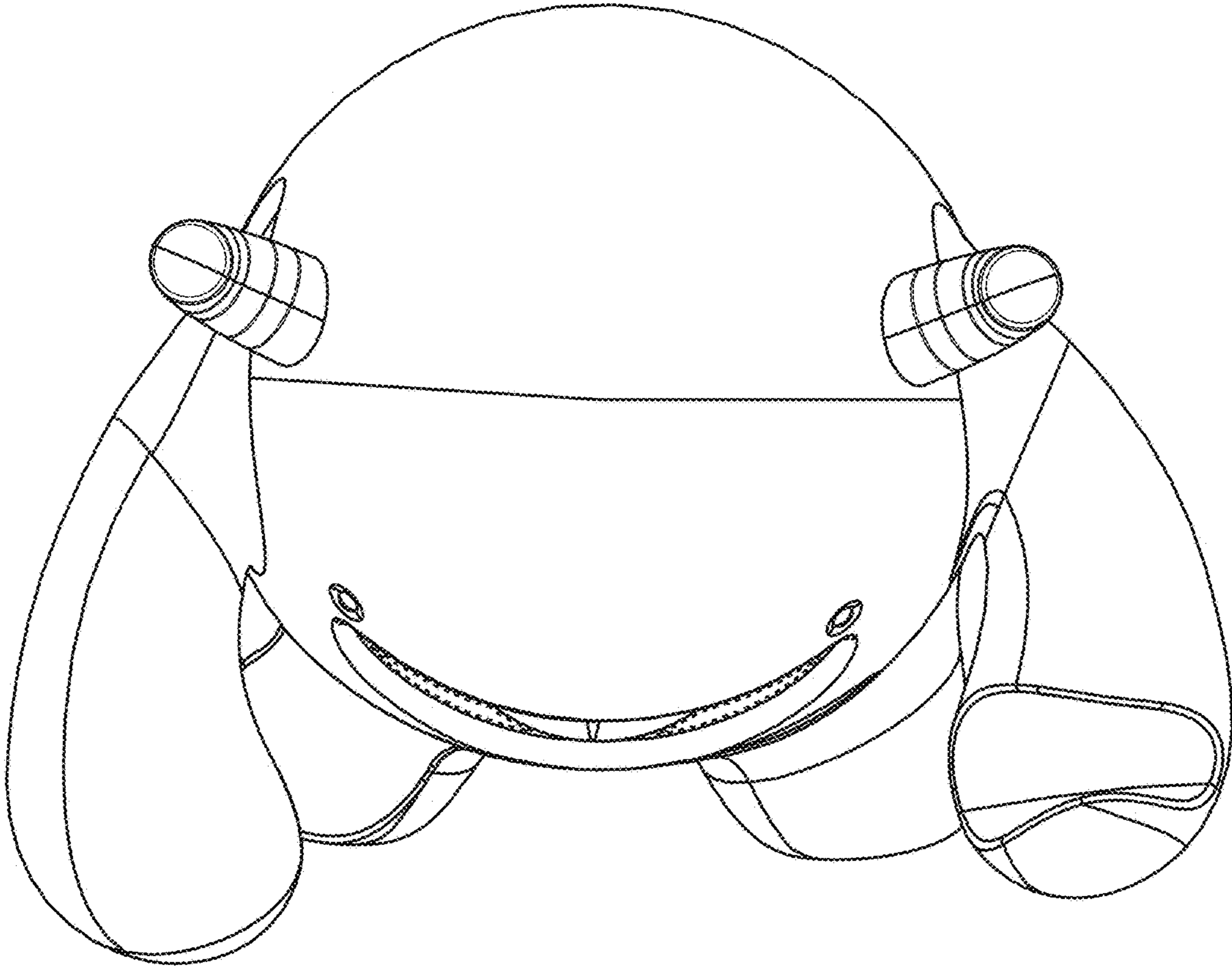


FIG. 5

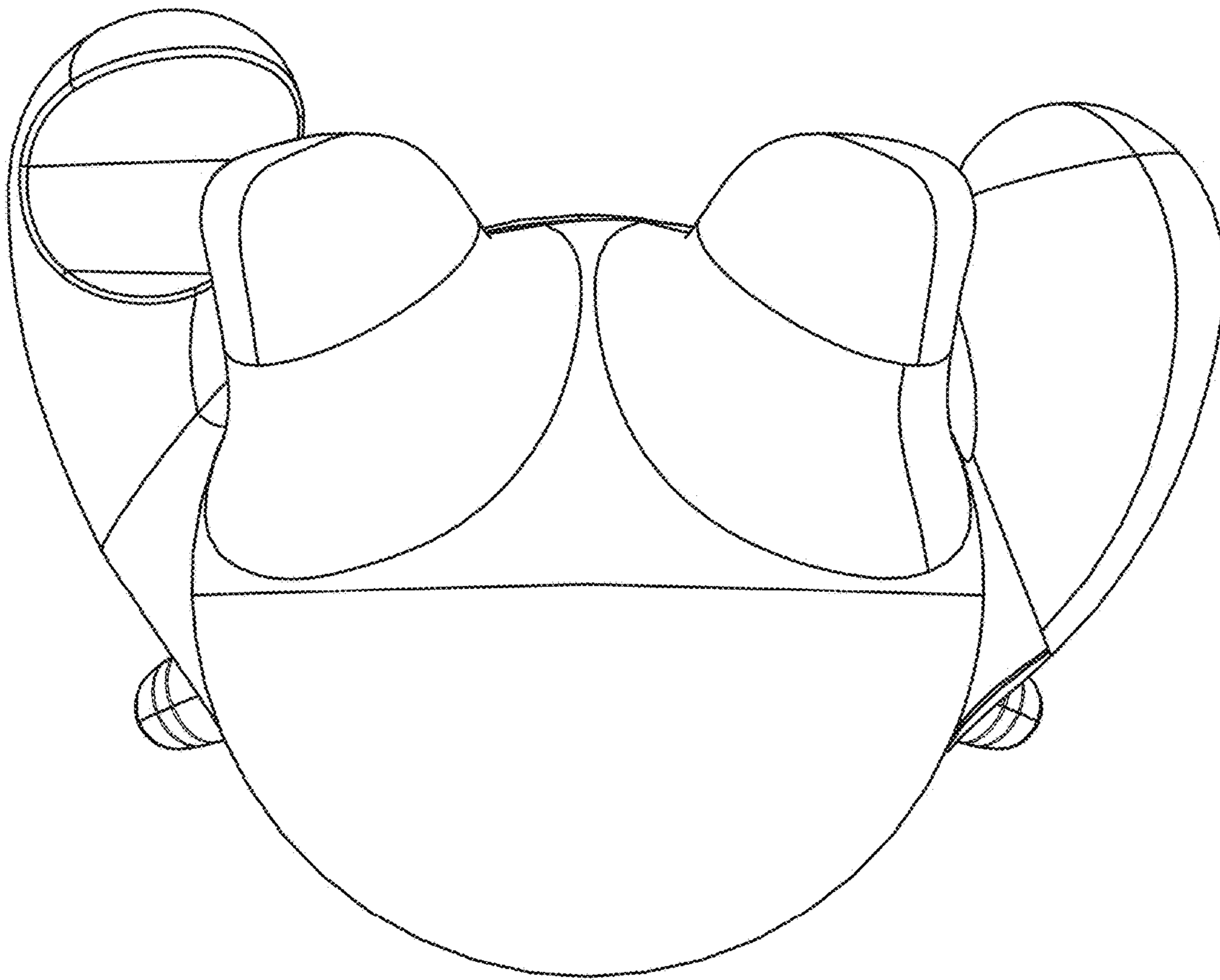


FIG. 6




FIG. 7