



US00D857415S

(12) **United States Design Patent** (10) **Patent No.:** **US D857,415 S**
Grabowski et al. (45) **Date of Patent:** **** Aug. 27, 2019**

(54) **CHAIR**

(56) **References Cited**

(71) Applicant: **Paragon Furniture, Inc.**, Arlington, TX (US)
(72) Inventors: **Daniel Grabowski**, East Grand Rapids, MI (US); **Michael J. Sawadski**, Mount Prospect, IL (US); **Chris Brandel**, Chicago, IL (US); **Matthew Banach**, Gurnee, IL (US); **Dan Rucker**, Chicago, IL (US)
(73) Assignee: **PARAGON FURNITURE, INC.**, Arlington, TX (US)
(**) Term: **15 Years**
(21) Appl. No.: **29/680,611**
(22) Filed: **Feb. 18, 2019**

U.S. PATENT DOCUMENTS

D526,134 S *	8/2006	Glass	D6/348
D549,018 S *	8/2007	Glass	D6/375
D572,049 S *	7/2008	Kerr	D6/375
D647,316 S *	10/2011	Kim	D6/375
D648,561 S *	11/2011	Johansson	D6/375
D648,564 S *	11/2011	Johansson	D6/375
D801,096 S *	10/2017	Grabowski	D6/716
D801,097 S *	10/2017	Grabowski	D6/716
D801,098 S *	10/2017	Farber	D6/716
D802,348 S *	11/2017	Grabowski	D6/716
9,814,316 B2 *	11/2017	Kassanoff	A47C 3/04
D808,677 S *	1/2018	Grabowski	D6/375
D808,678 S *	1/2018	Grabowski	D6/375
D809,315 S *	2/2018	Grabowski	D6/375
D818,732 S *	5/2018	Grabowski	D6/375
D836,929 S *	1/2019	Fletcher	D6/348
D840,704 S *	2/2019	Grabowski	D6/375

(Continued)

Primary Examiner — Kevin K Rudzinski
Assistant Examiner — Paul D Bohannon
(74) *Attorney, Agent, or Firm* — Ferguson Braswell
Fraser Kubasta PC; Elizabeth Philip Dahm; Kelly Kubasta

Related U.S. Application Data

(62) Division of application No. 29/630,089, filed on Dec. 19, 2017, now Pat. No. Des. 840,705, which is a division of application No. 29/551,382, filed on Jan. 13, 2016, now Pat. No. Des. 809,315.
(51) **LOC (12) Cl.** **06-01**
(52) **U.S. Cl.**
USPC **D6/375**
(58) **Field of Classification Search**
USPC D6/336, 366, 367, 368, 374, 375, 601, D6/611, 708.21, 716, 716.1, 716.2, 716.3, D6/716.4, 716.5, 348, 379
CPC .. A47C 7/022; A47C 7/18; A47C 7/40; A47C 7/383; A47C 3/00; A47C 3/04; B60N 2/22; B60N 2/48; B60N 2/66; B60N 2/449; B60N 2/4882; B60N 2/067; B60N 2/0715; A47D 1/00; B29L 2031/771
See application file for complete search history.

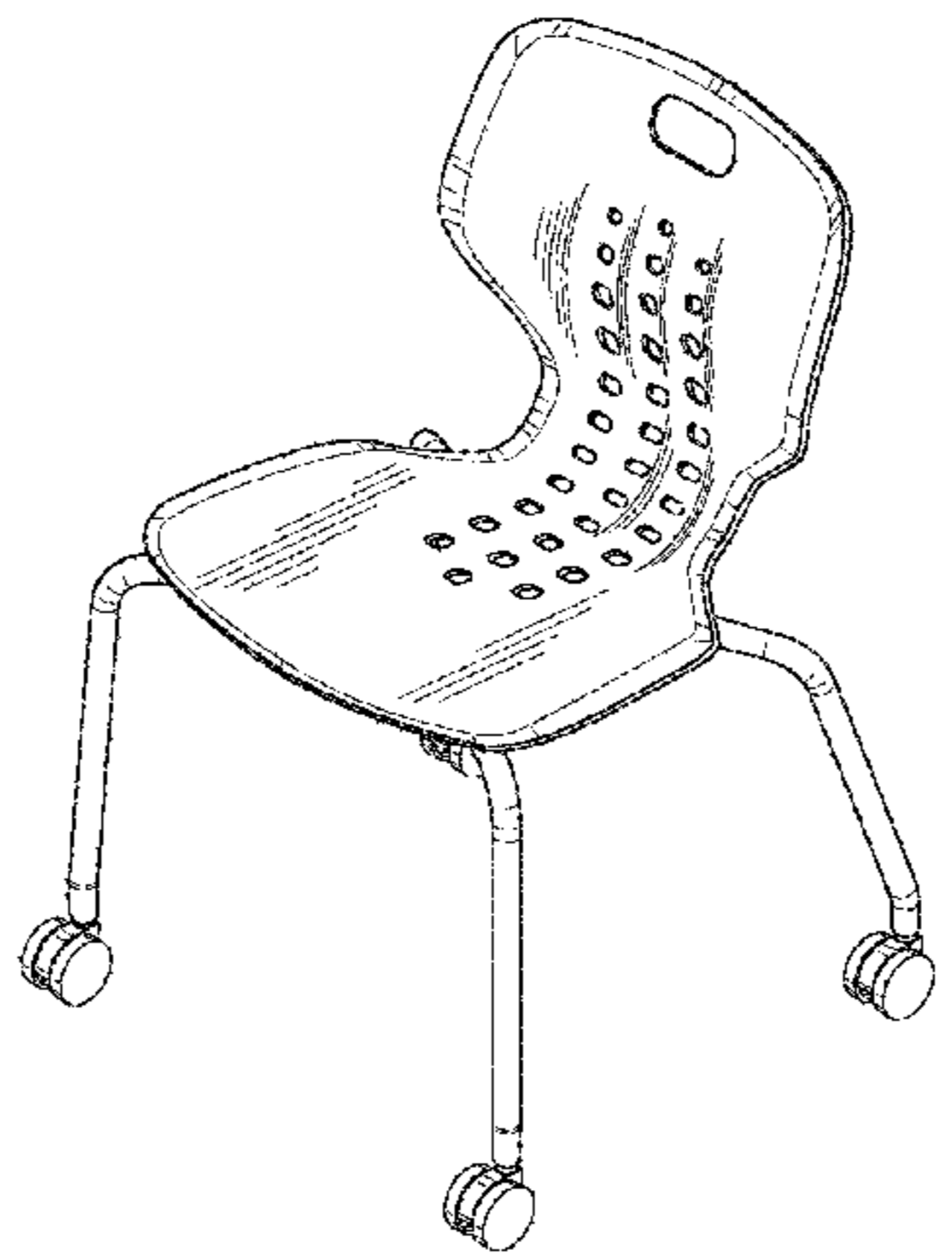
(57) **CLAIM**

The ornamental design for a chair, as shown and described.

DESCRIPTION

FIG. 1 is a front perspective view of a chair;
FIG. 2 is a front view of the chair of FIG. 1;
FIG. 3 is a rear view of the chair of FIG. 1;
FIG. 4 is a right side of the chair of FIG. 1;
FIG. 5 is a left side of the chair of FIG. 1;
FIG. 6 is a top plan view of the chair of FIG. 1; and,
FIG. 7 is a bottom plan view of the chair of FIG. 1.

(Continued)



The broken lines, when present in the drawings, are for the purpose of illustrating the environment of the design and form no part of the claimed design.

1 Claim, 7 Drawing Sheets

(56) **References Cited**

U.S. PATENT DOCUMENTS

D840,705 S *	2/2019	Grabowski	D6/375
D840,706 S *	2/2019	Grabowski	D6/375
2016/0106216 A1 *	4/2016	Mehaffey	A47C 3/12
			297/452.14
2017/0196360 A1 *	7/2017	Takagi	A47C 7/40

* cited by examiner

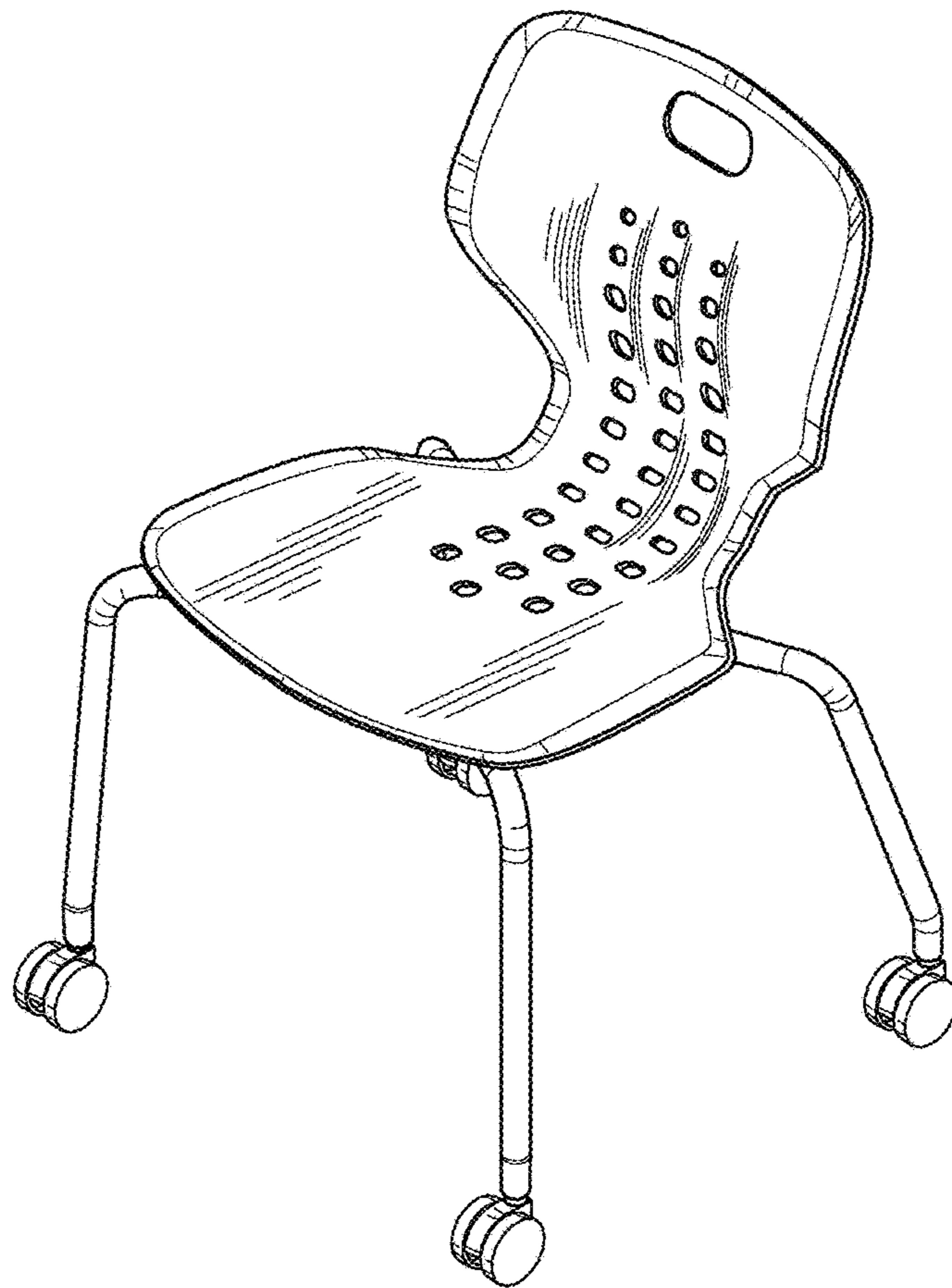


FIG. 1

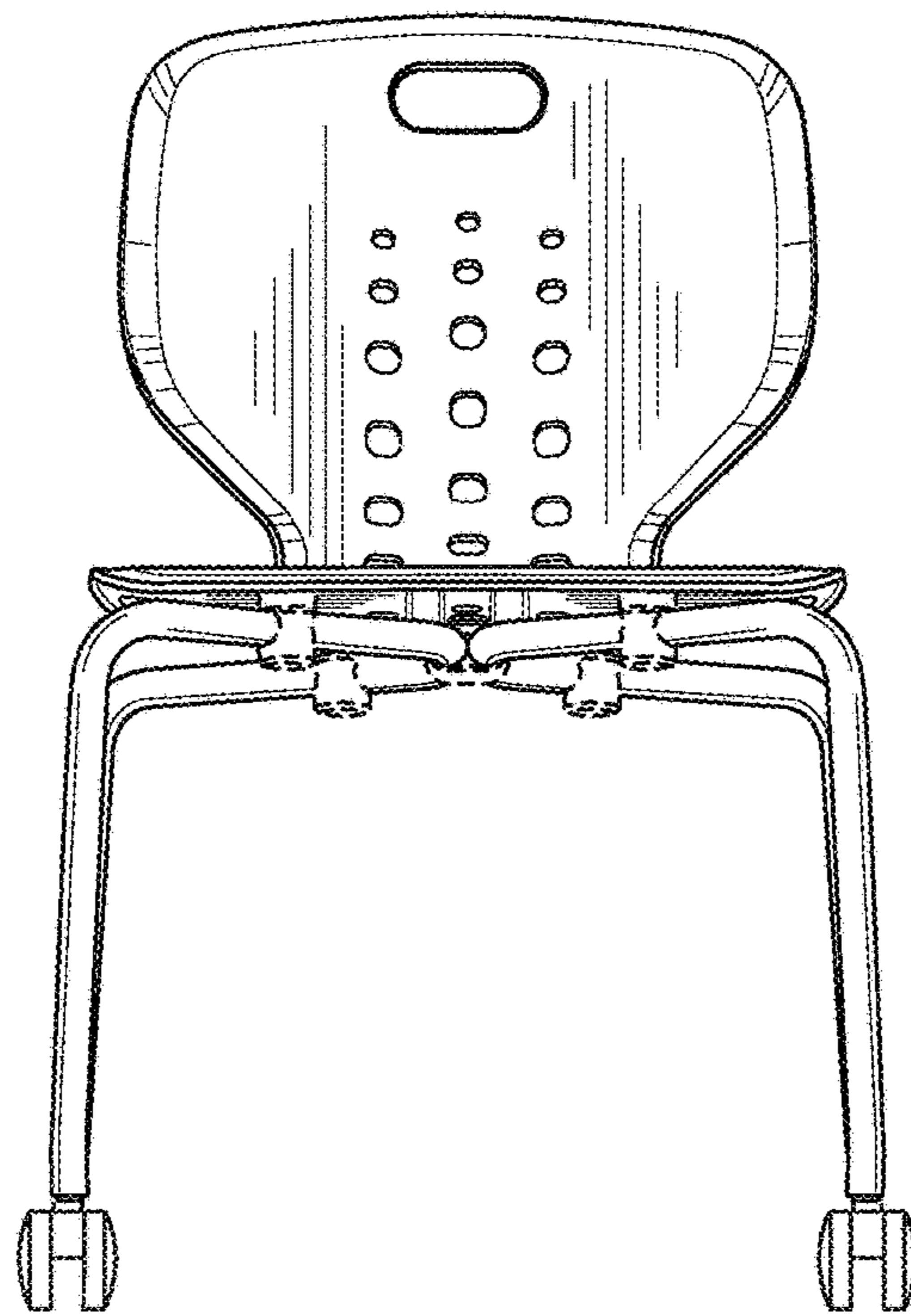


FIG. 2

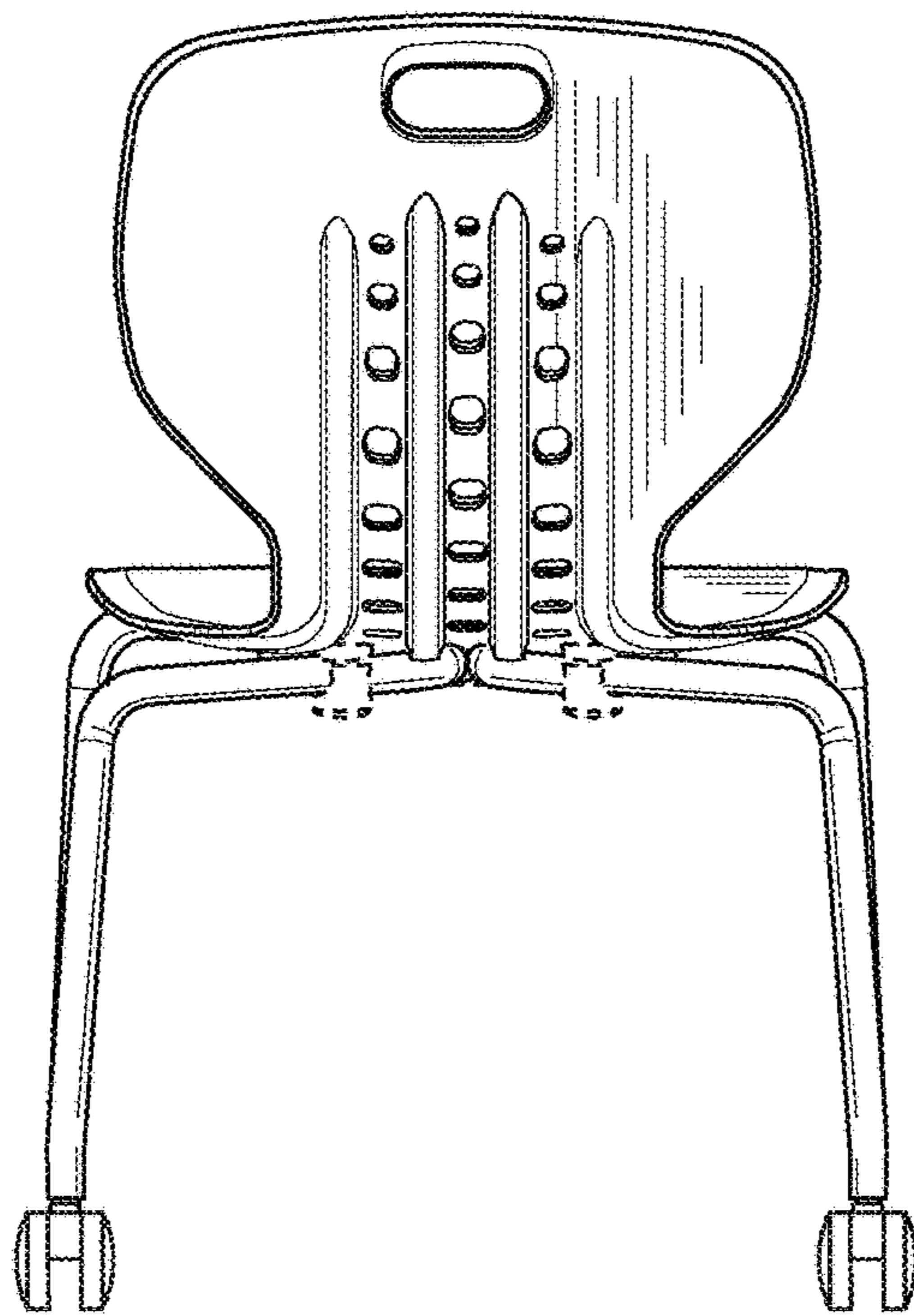


FIG. 3

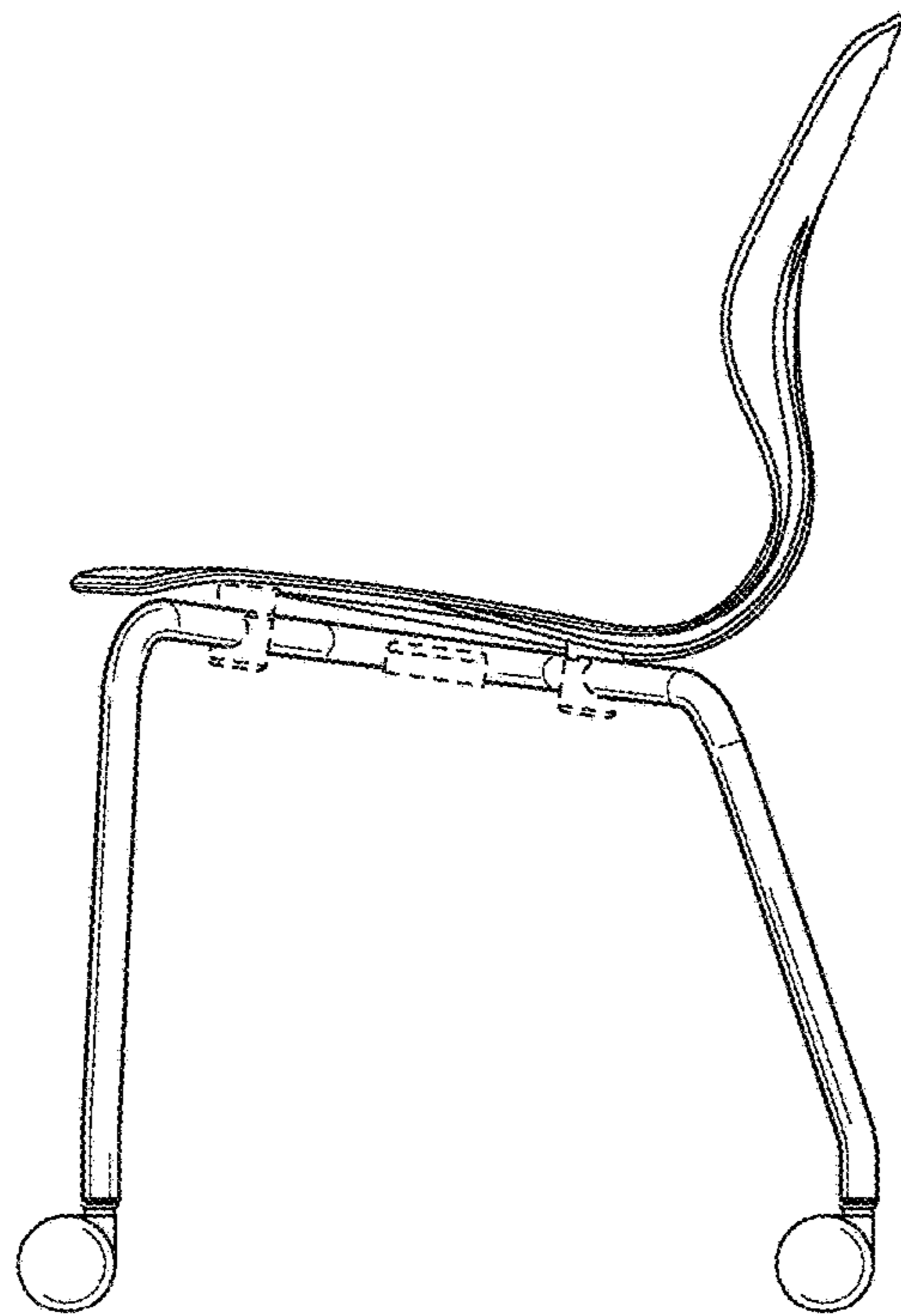


FIG. 4

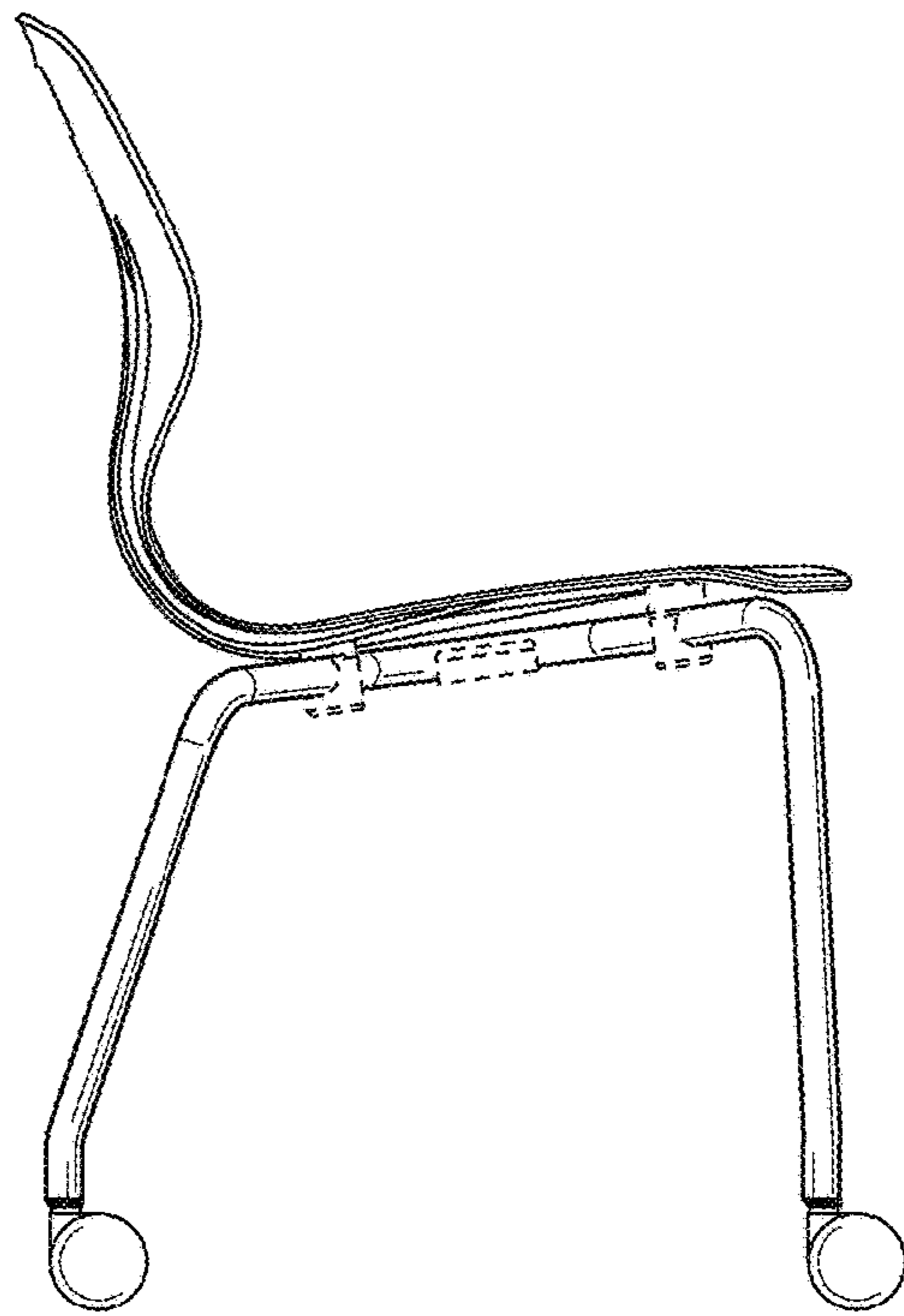


FIG. 5

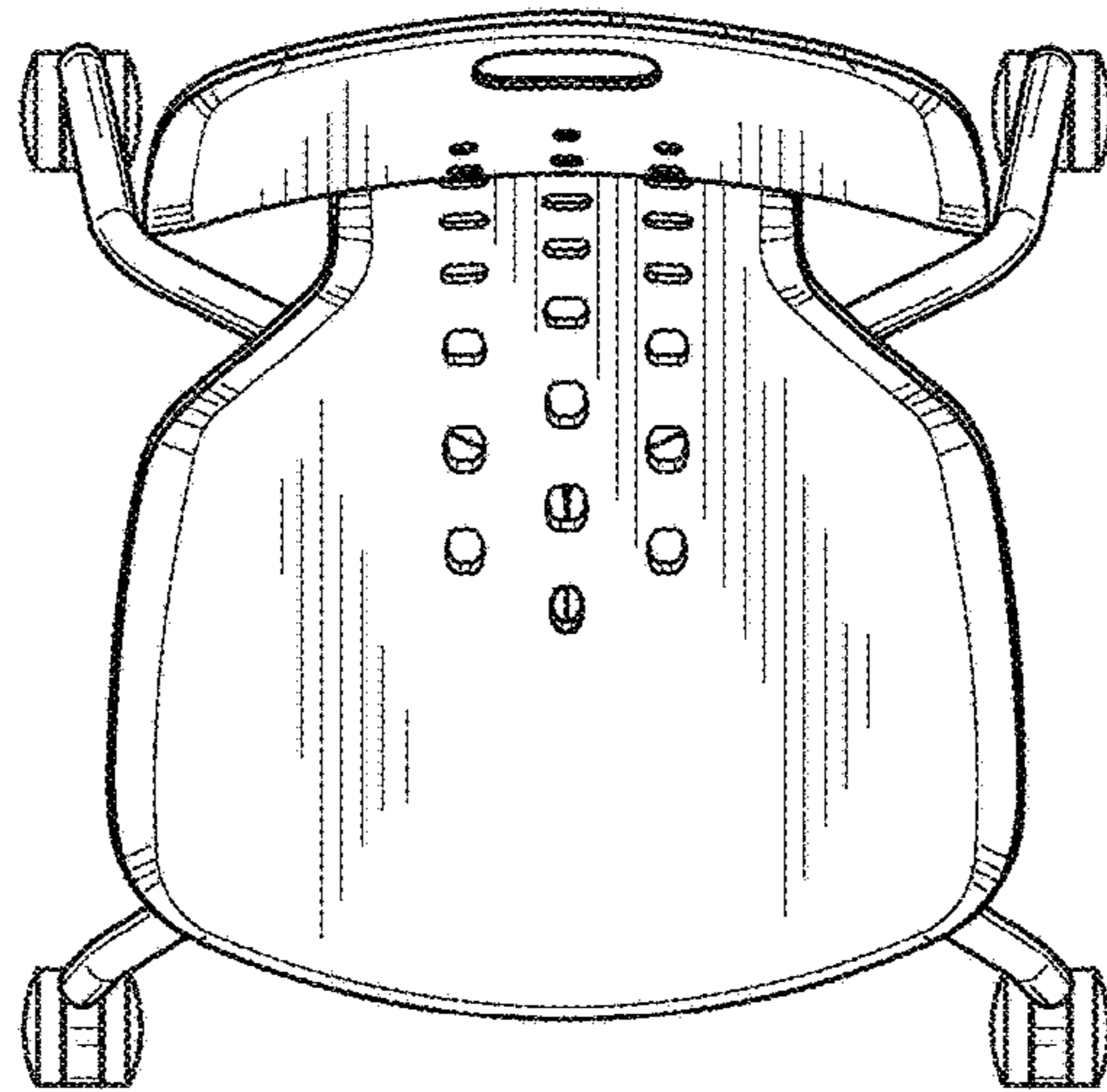


FIG. 6

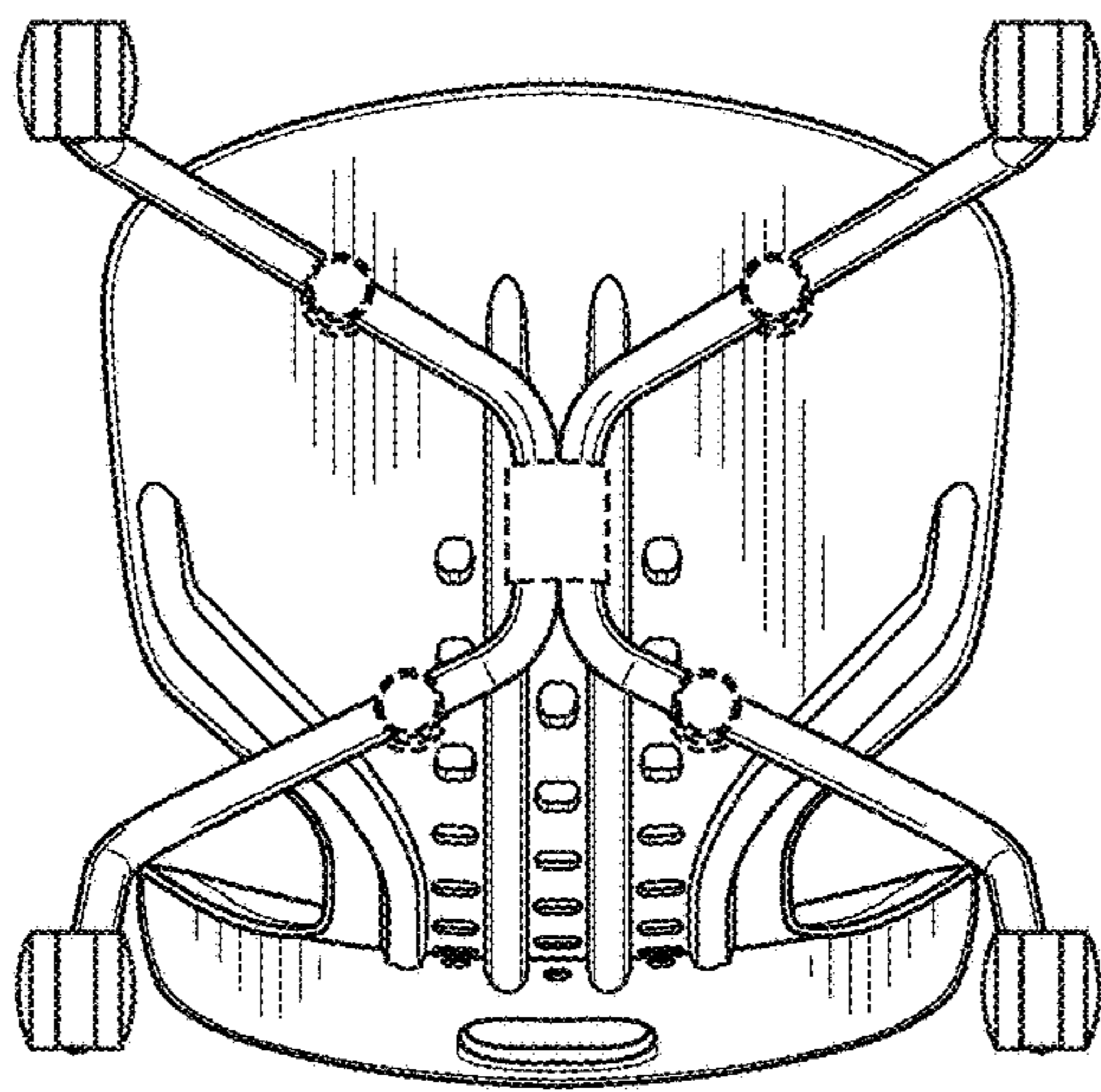


FIG. 7