



US00D857409S

(12) **United States Design Patent**
Lopez

(10) **Patent No.:** **US D857,409 S**

(45) **Date of Patent:** **** Aug. 27, 2019**

- (54) **CHAIR**
- (71) Applicant: **R. Adrian Lopez**, Encino, CA (US)
- (72) Inventor: **R. Adrian Lopez**, Encino, CA (US)
- (73) Assignee: **Noble House Home Furnishings, LLC**, Chatsworth, CA (US)

D402,123 S *	12/1998	Lewis	D6/334
D403,515 S *	1/1999	Lewis	D6/334
D444,641 S *	7/2001	Lipparini	D6/334
D573,358 S *	7/2008	Gharabegian	D6/334
D723,813 S *	3/2015	Weyts	D6/334
D742,658 S *	11/2015	Bisman	D6/374
D766,640 S *	9/2016	Kubryk	D6/716
D809,817 S *	2/2018	Natuzzi	D6/381
D832,609 S *	11/2018	Hecht	D6/377

(**) Term: **15 Years**

* cited by examiner

(21) Appl. No.: **29/640,927**

Primary Examiner — Deanna L Pratt

(22) Filed: **Mar. 19, 2018**

(51) **LOC (12) Cl.** **06-01**

(57) **CLAIM**

(52) **U.S. Cl.**
USPC **D6/334**

The ornamental design for a chair, as shown and described.

(58) **Field of Classification Search**
USPC D6/334, 335, 336, 357, 361, 364, 369,
D6/374, 375, 377, 378, 381
CPC .. A47C 1/00; A47C 3/12; A47C 17/00; A47C
17/02

DESCRIPTION

See application file for complete search history.


FIG. 1 is a perspective view of a chair, showing my new design;
FIG. 2 is a front view thereof;
FIG. 3 is a right side view thereof;
FIG. 4 is a back view thereof;
FIG. 5 is a left side view thereof;
FIG. 6 is a top view thereof; and,
FIG. 7 is a bottom view thereof.

(56) **References Cited**

U.S. PATENT DOCUMENTS

D99,959 S *	6/1936	Nathan	D6/377
D358,718 S *	5/1995	Lowman	D6/334

1 Claim, 7 Drawing Sheets






FIG. 1




FIG. 2




FIG. 3

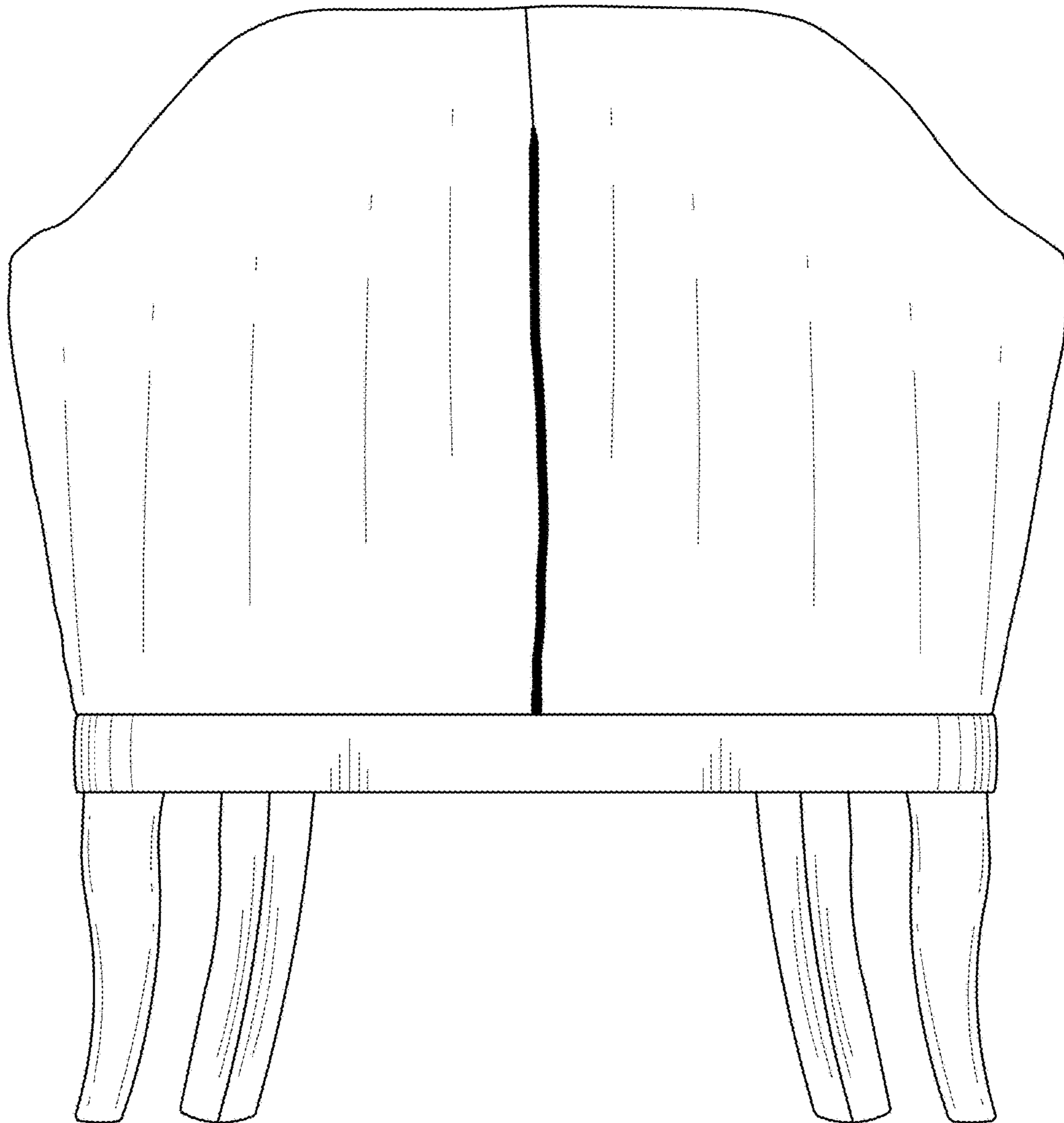


FIG. 4




FIG. 5

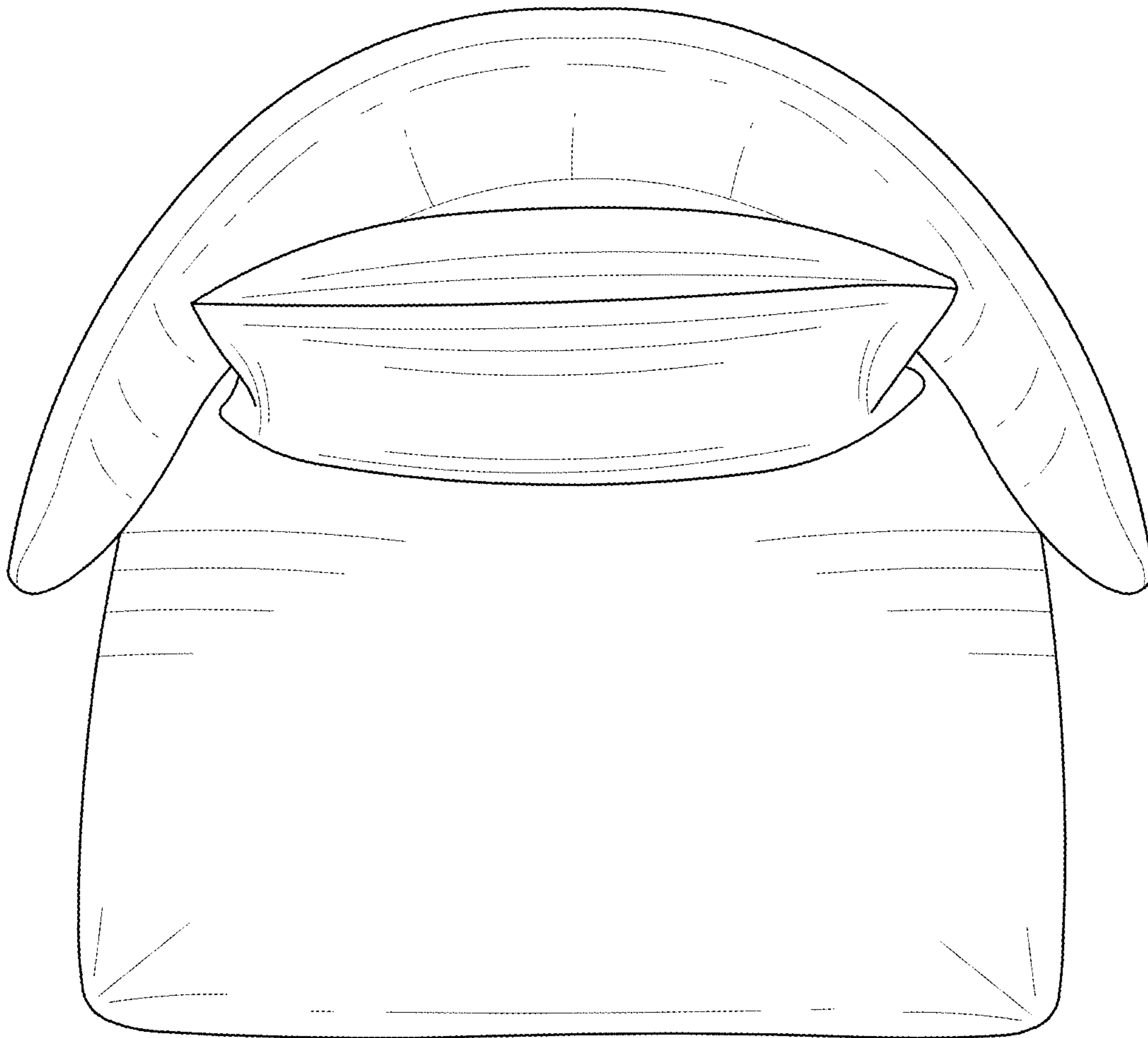


FIG. 6

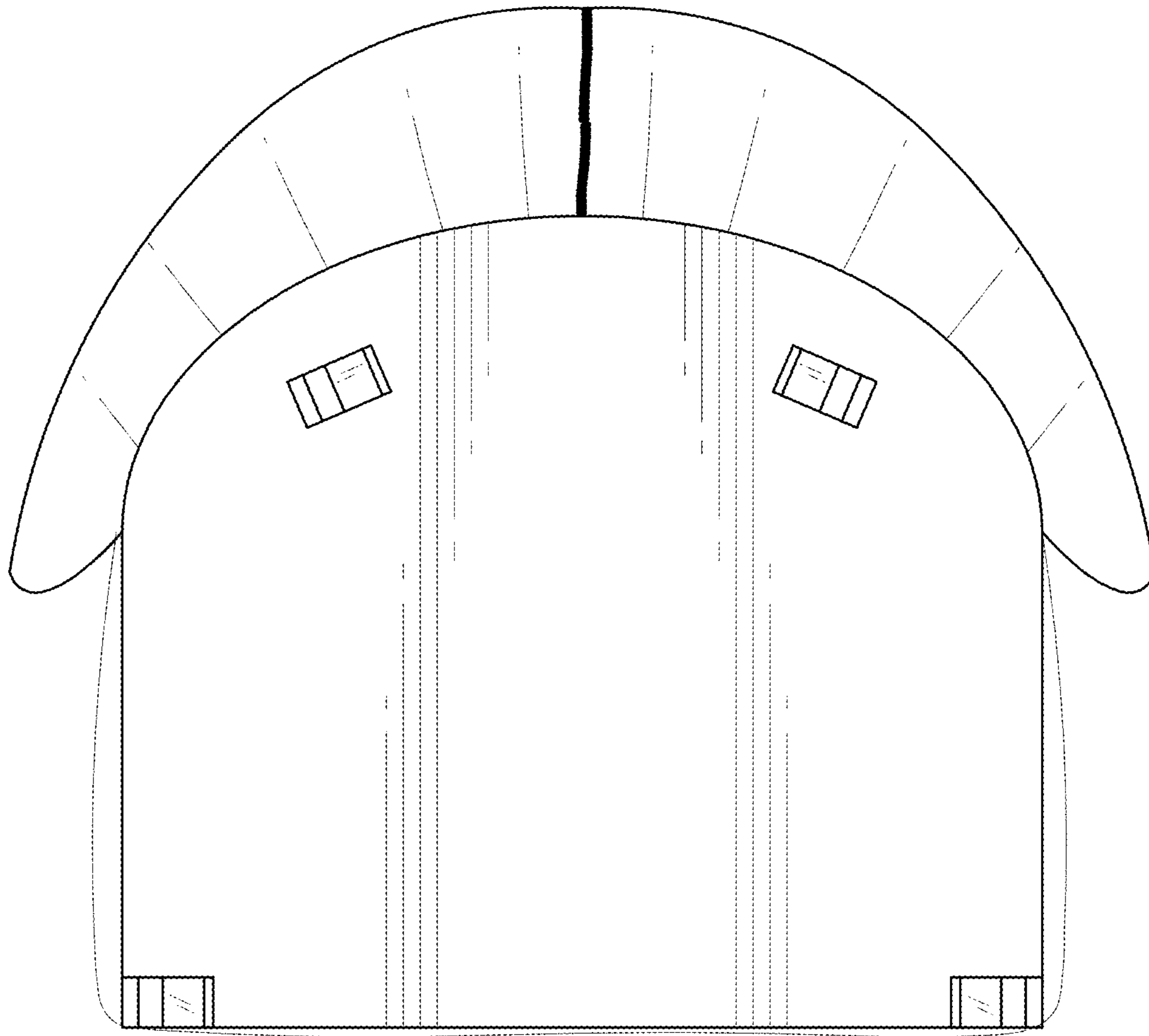


FIG. 7