



US00D857392S

(12) **United States Design Patent** (10) **Patent No.:** **US D857,392 S**
Sanz (45) **Date of Patent:** **** Aug. 27, 2019**

- (54) **ID PATCH** 5,503,204 A * 4/1996 Byers A45C 3/08
150/103
- (71) Applicant: **TUMI, INC.**, Edison, NJ (US) 8,403,011 B1 * 3/2013 McKendry A45C 3/08
150/100
- (72) Inventor: **Victor G. Sanz**, Whitehouse Station, NJ (US) * cited by examiner
- (73) Assignee: **TUMI, INC.**, Edison, NJ (US) *Primary Examiner* — Holly H Baynham
(74) *Attorney, Agent, or Firm* — Lando & Anastasi, LLP
- (**) Term: **15 Years**
- (21) Appl. No.: **29/608,595**
- (22) Filed: **Jun. 22, 2017**
- (51) **LOC (12) Cl.** **03-01**
- (52) **U.S. Cl.**
USPC **D3/318**
- (58) **Field of Classification Search**
USPC D3/232–233, 240–243, 245–246, 318
CPC .. A45C 1/024; A45C 3/06; A45C 3/08; A45C
11/18; A45C 11/182
See application file for complete search history.
- (56) **References Cited**
U.S. PATENT DOCUMENTS
2,798,524 A * 7/1957 Ryon A45C 3/08
150/103

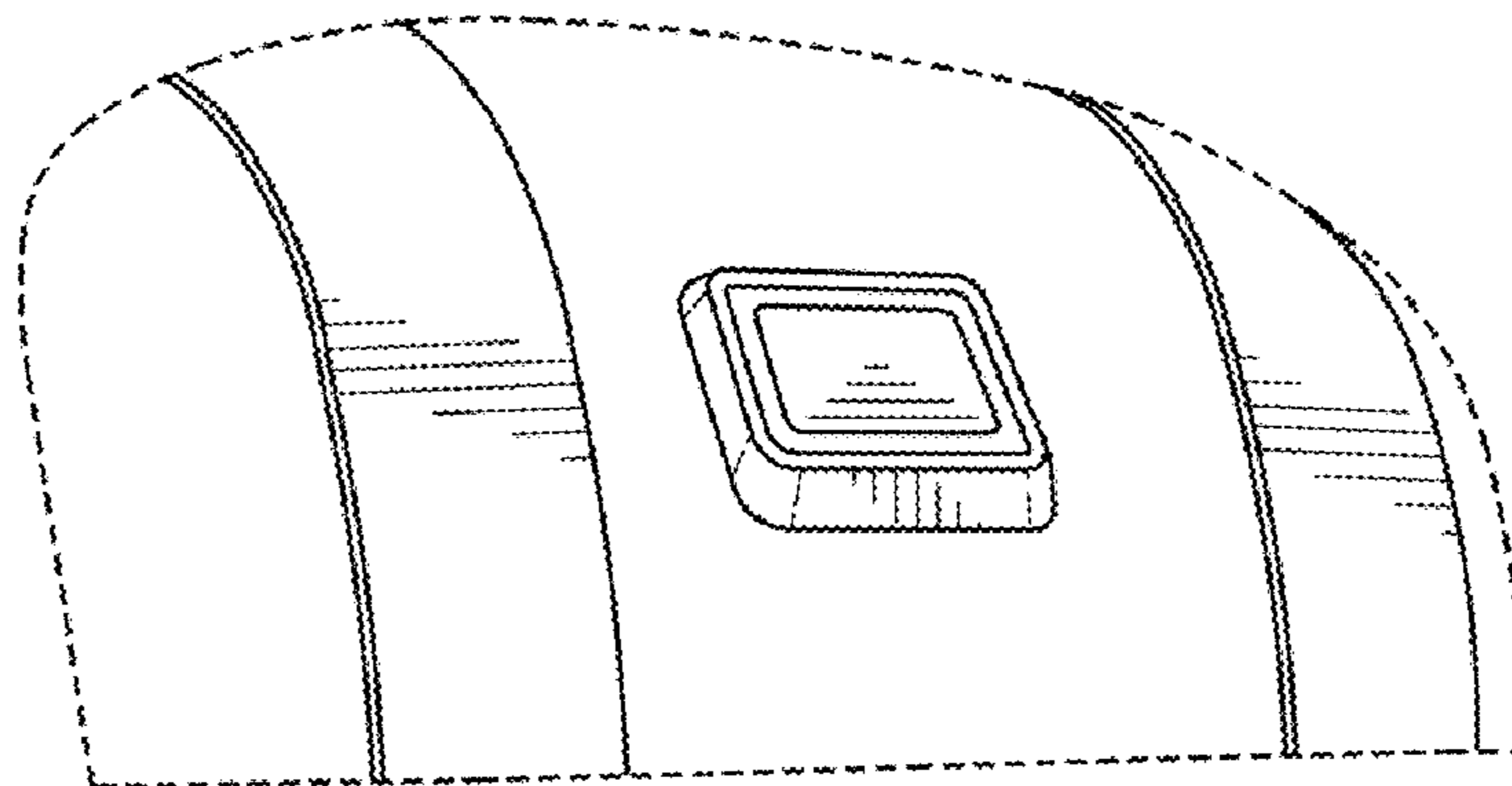
(57) **CLAIM**

The ornamental design for an identification (ID) patch, as shown and described.

DESCRIPTION

FIG. 1 is a front perspective view of an ID patch; FIG. 2 is a front view of an ID patch; FIG. 3 is a front perspective view of an ID patch; and, FIG. 4 is a front view of an ID patch. The broken lines shown in the figures are for illustrative purposes only and form no part of the claimed design.

1 Claim, 4 Drawing Sheets



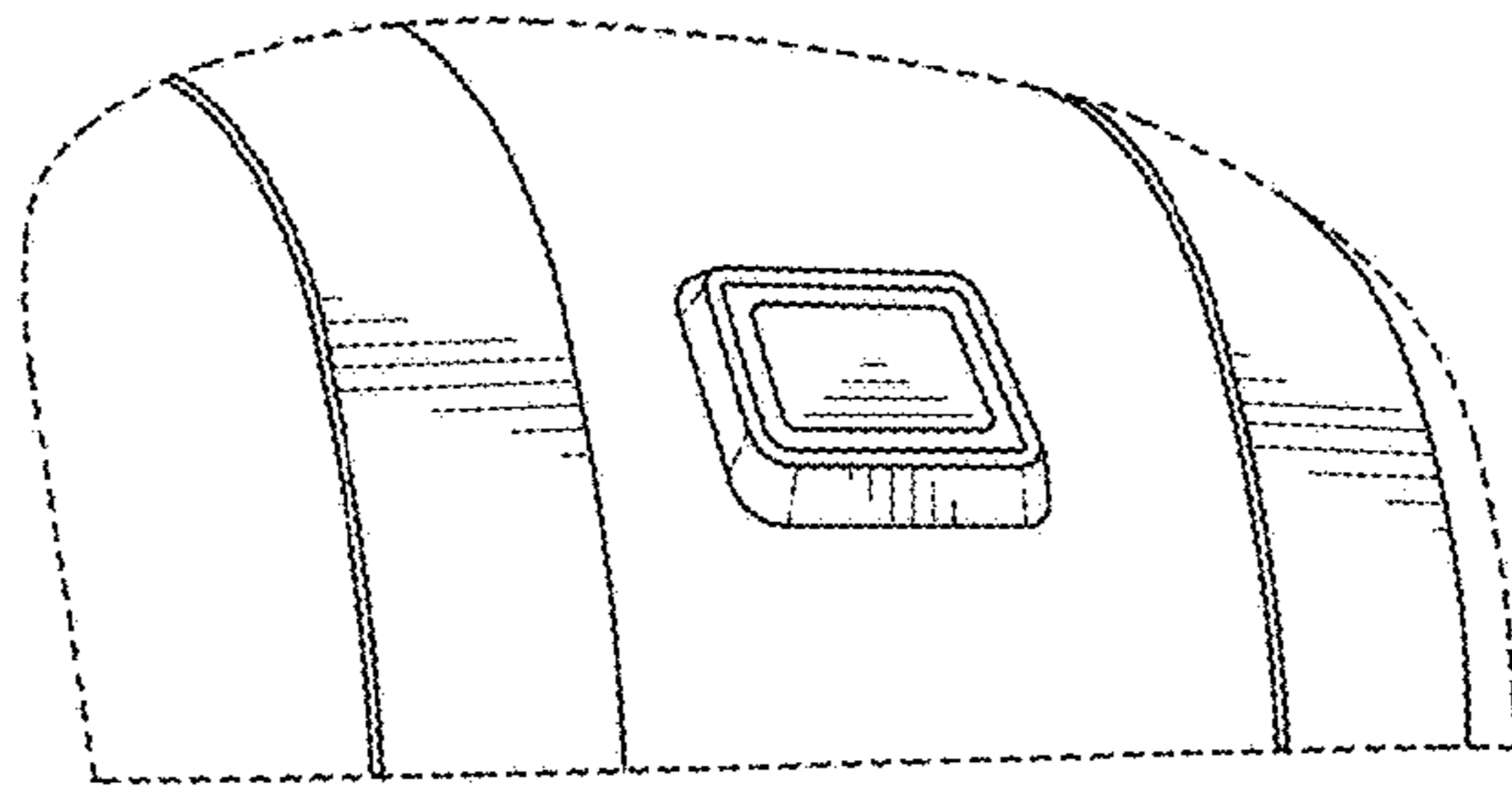


FIG. 1

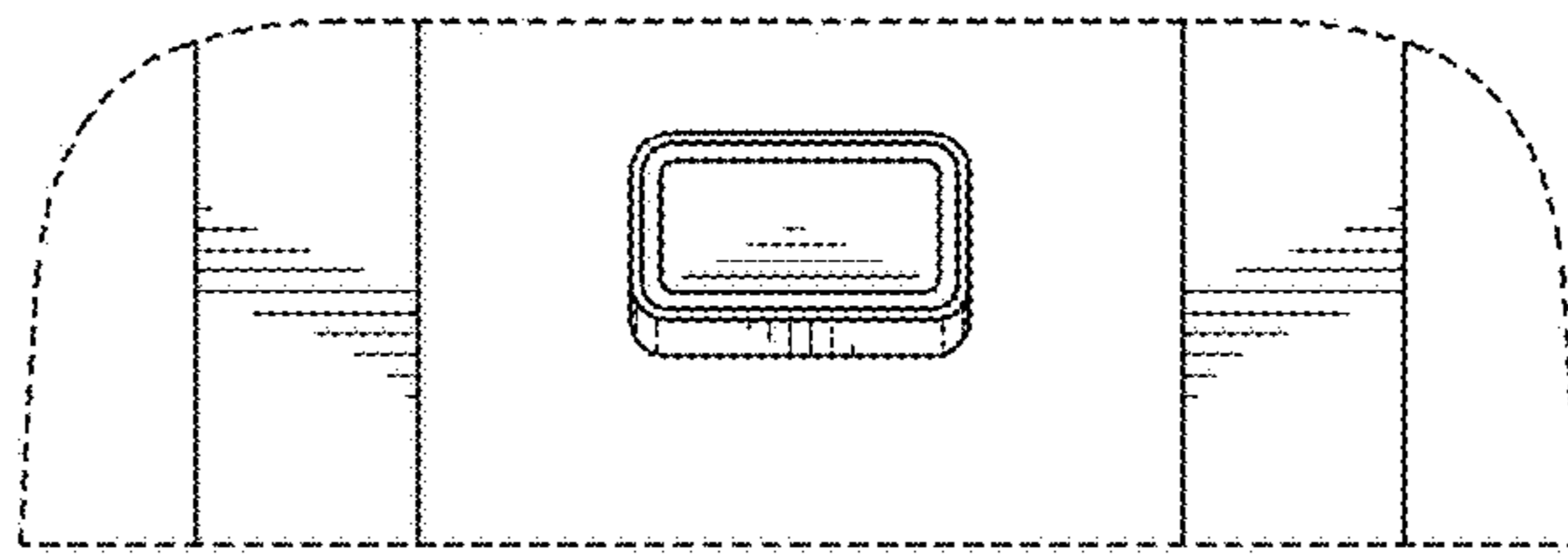


FIG. 2



FIG. 3



FIG. 4