



US00D857372S

(12) **United States Design Patent**
Van Puyvelde

(10) **Patent No.:** **US D857,372 S**

(45) **Date of Patent:** **** Aug. 27, 2019**

(54) **UMBRELLA**

(71) Applicant: **Kris Jan Simon Van Puyvelde**,
Boechout (BE)

(72) Inventor: **Kris Jan Simon Van Puyvelde**,
Boechout (BE)

(**) Term: **15 Years**

(21) Appl. No.: **29/619,759**

(22) Filed: **Oct. 2, 2017**

(30) **Foreign Application Priority Data**

Mar. 31, 2017 (EM) 003832450-0004

(51) **LOC (12) Cl.** **03-03**

(52) **U.S. Cl.**
USPC **D3/10**

(58) **Field of Classification Search**
USPC D3/5, 6, 10, 12
CPC ... A45B 11/00; A45B 19/00; A45B 2019/007;
A45B 2019/008; A45B 2023/0012; A45B
2023/0031; A45B 2023/0037; A45B
19/08; A45B 19/04; A45B 19/06; A45B
2023/0068; A45B 2200/1081; A45B
25/143; A45B 25/02

See application file for complete search history.

(56) **References Cited**

U.S. PATENT DOCUMENTS

- 138,774 A * 5/1873 Whitcomb et al. E04H 15/46
135/140
- 2,479,250 A * 8/1949 Mote A45B 25/02
135/15.1
- RE25,414 E * 7/1963 Reineman et al. A47B 13/16
D6/708.17
- 3,146,785 A * 9/1964 Iwashita A45B 19/06
135/26
- D224,324 S * 7/1972 Wiggins et al. D6/686

- D225,283 S * 11/1972 Axelrod et al. D6/677
- D229,124 S * 11/1973 Turner et al. D25/56
- D233,926 S * 12/1974 Sebel et al. D6/708.17
- 4,084,600 A * 4/1978 dePolo A45B 19/00
135/15.1
- 4,736,761 A * 4/1988 Warfield A45B 25/02
135/15.1
- 5,293,890 A * 3/1994 Park E04H 15/322
135/156
- D373,465 S * 9/1996 Chipman 135/33.2
- D373,466 S * 9/1996 Chipman 135/33.2
- D373,467 S * 9/1996 Chipman 135/33.2
- 5,638,846 A * 6/1997 Basso A45B 25/02
135/19.5
- D389,946 S * 1/1998 Hutton D26/110

(Continued)

Primary Examiner — John Windmuller

Assistant Examiner — Steven J Czyz

(74) *Attorney, Agent, or Firm* — Kirschstein, Israel,
Schiffmiller & Pieroni, P.C.

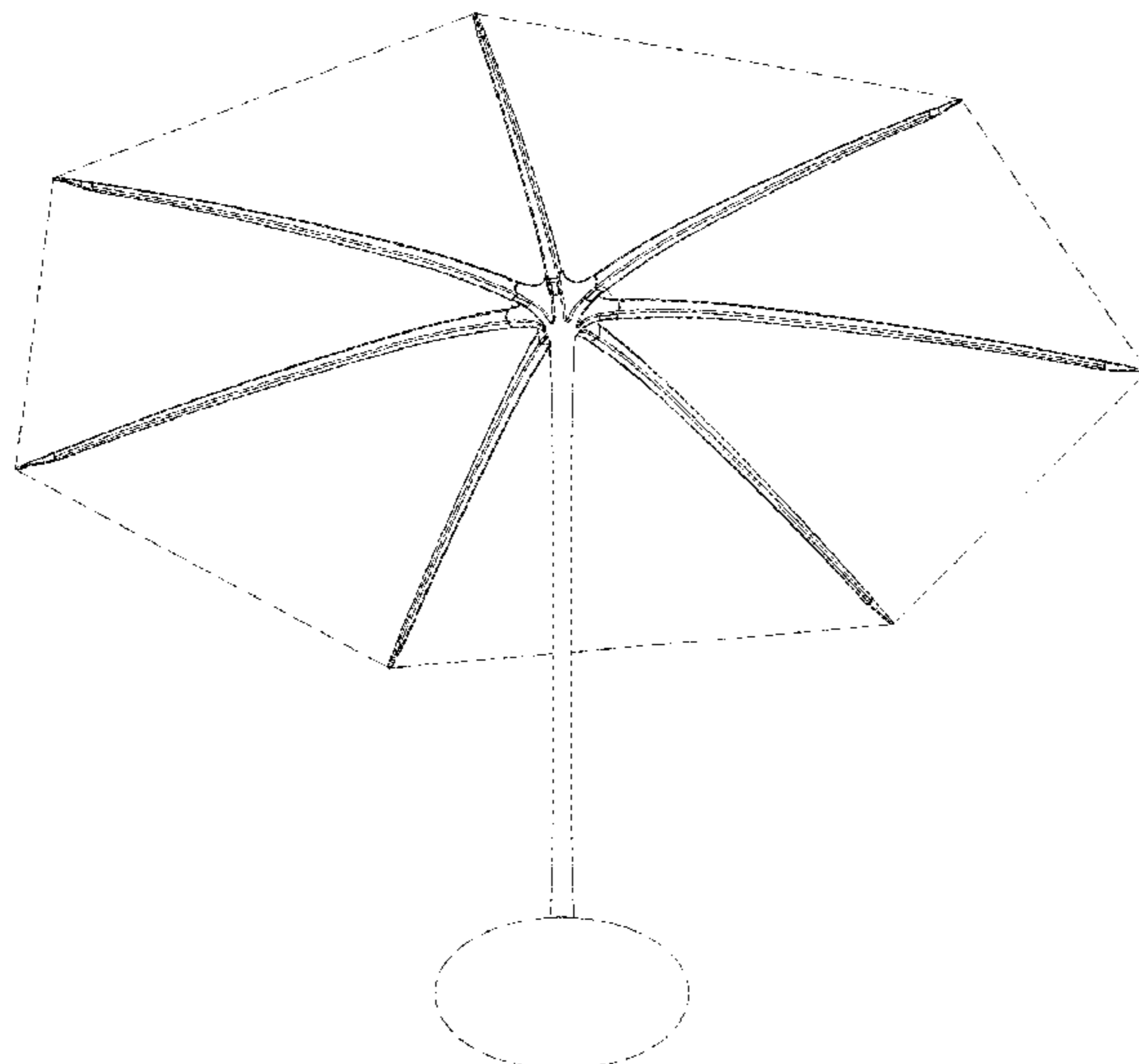
(57) **CLAIM**

The ornamental design for an umbrella, as shown and described.

DESCRIPTION

FIG. 1 is a bottom perspective view of an umbrella, shown in the open position;
 FIG. 2 is a top perspective view thereof;
 FIG. 3 is a top plan view thereof;
 FIG. 4 is a side elevation view of the umbrella, shown in a closed position;
 FIG. 5 is a side elevation view of the umbrella, shown in a partially closed position;
 FIG. 6 is a side elevation view of FIG. 1; and,
 FIG. 7 is an enlarged perspective view of the central region of the umbrella, shown in the open position.
 The broken lines depict portions of the article that form no part of the claimed design.

1 Claim, 7 Drawing Sheets



(56)

References Cited

U.S. PATENT DOCUMENTS

5,711,332 A * 1/1998 Apple A45B 23/00
135/20.3
D410,142 S * 5/1999 Chipman D3/5
D516,294 S * 3/2006 Olson D3/5
D561,460 S * 2/2008 Peterson D3/5
D581,705 S * 12/2008 Li D6/692.3
D707,037 S * 6/2014 Tetsuro D3/5
D741,590 S * 10/2015 Varga D3/5
D804,805 S * 12/2017 Gharabegian D3/10
9,839,267 B1 * 12/2017 Gharabegian A45B 25/16
9,949,540 B2 * 4/2018 Gharabegian A45B 25/00
9,993,053 B2 * 6/2018 Jenan A45B 19/00

* cited by examiner

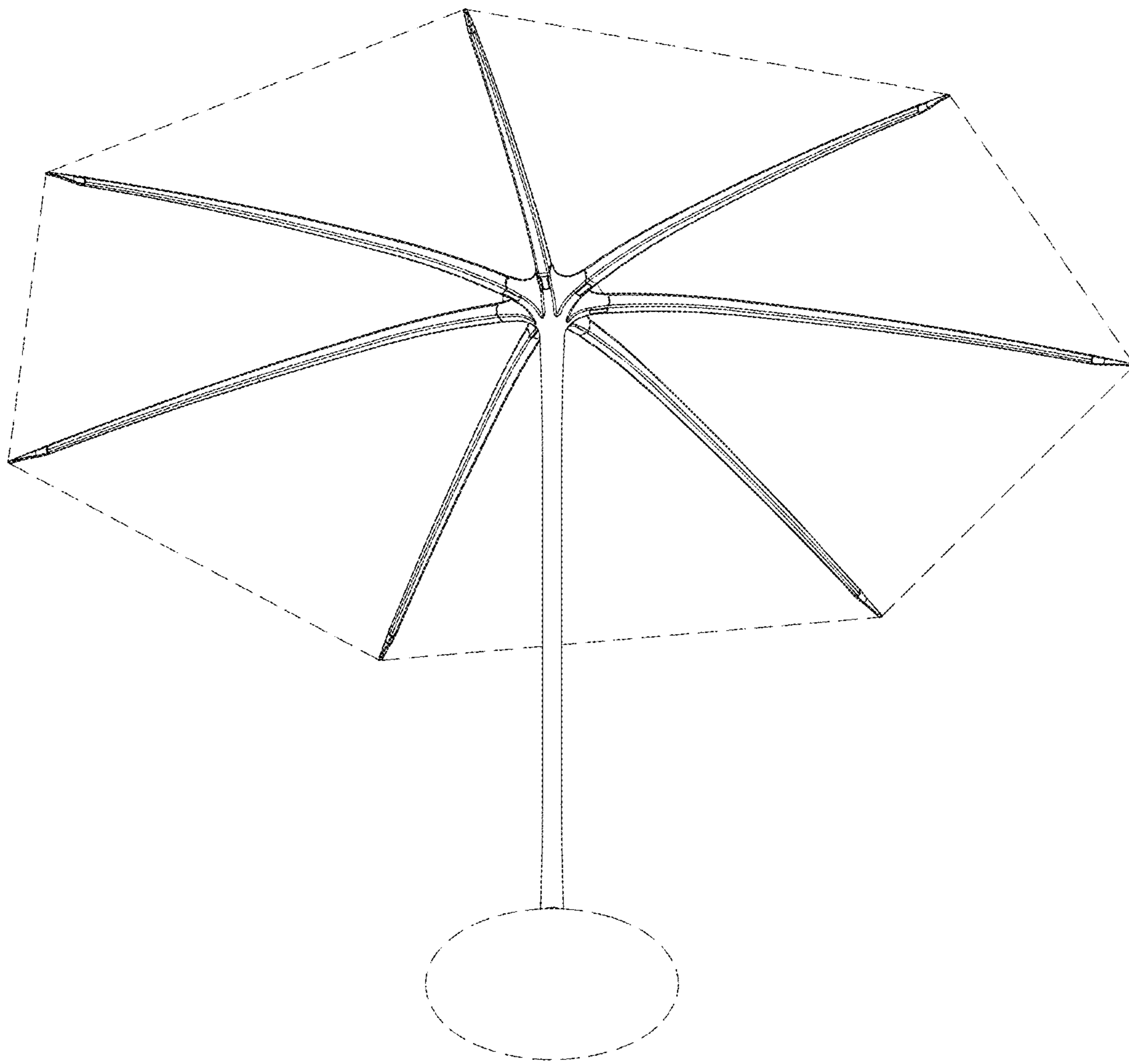


FIG. 1

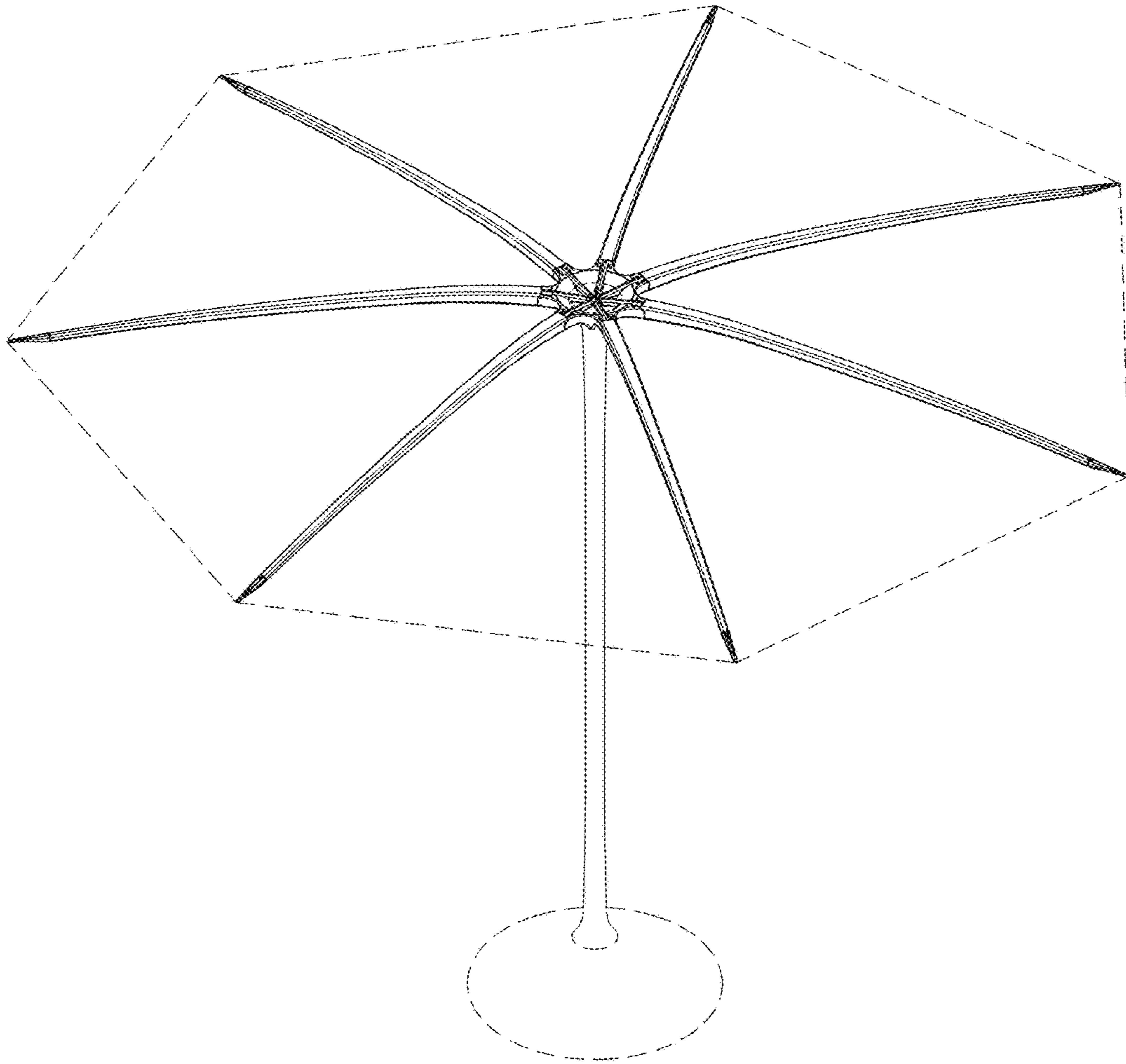


FIG. 2

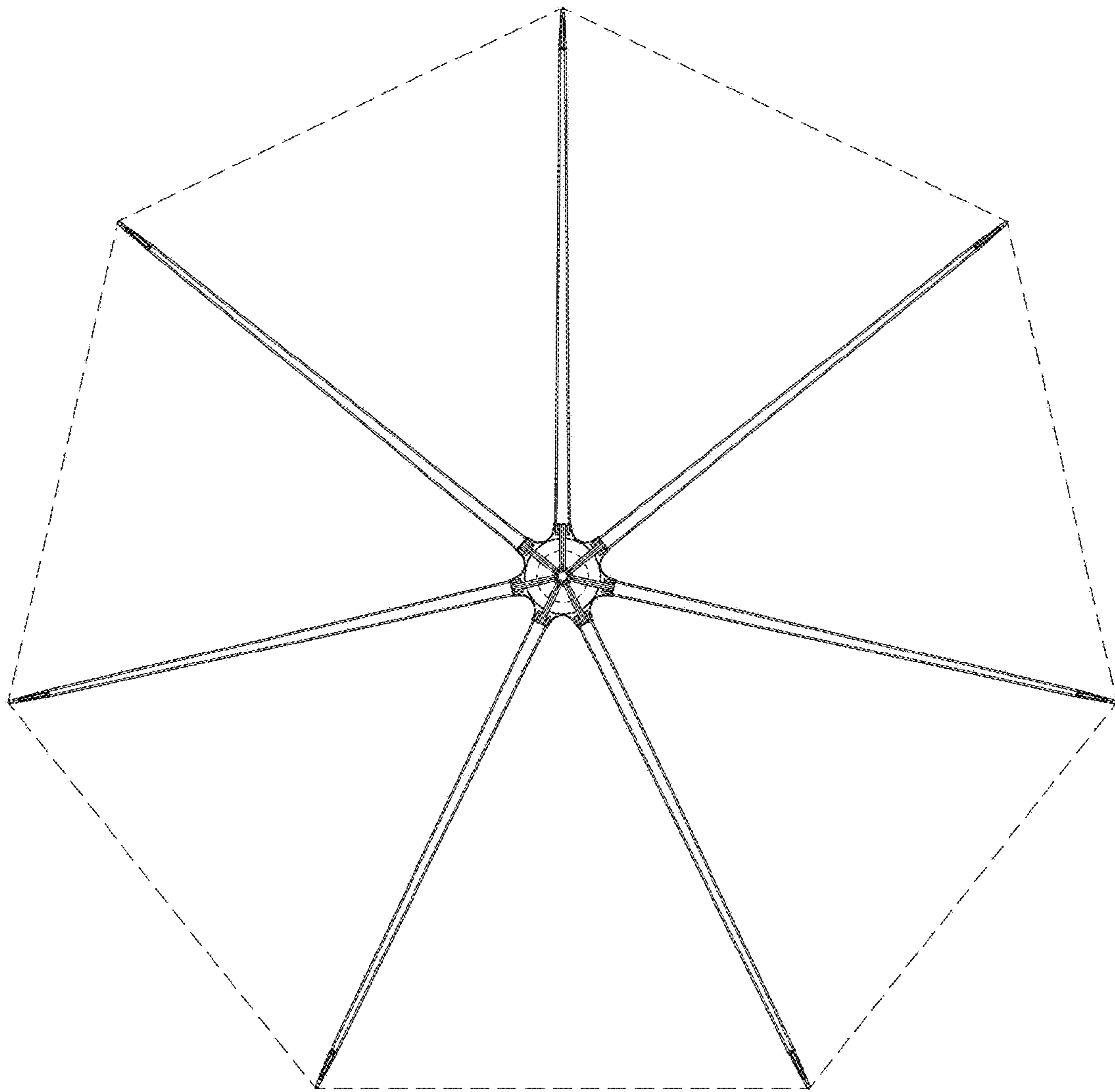


FIG. 3

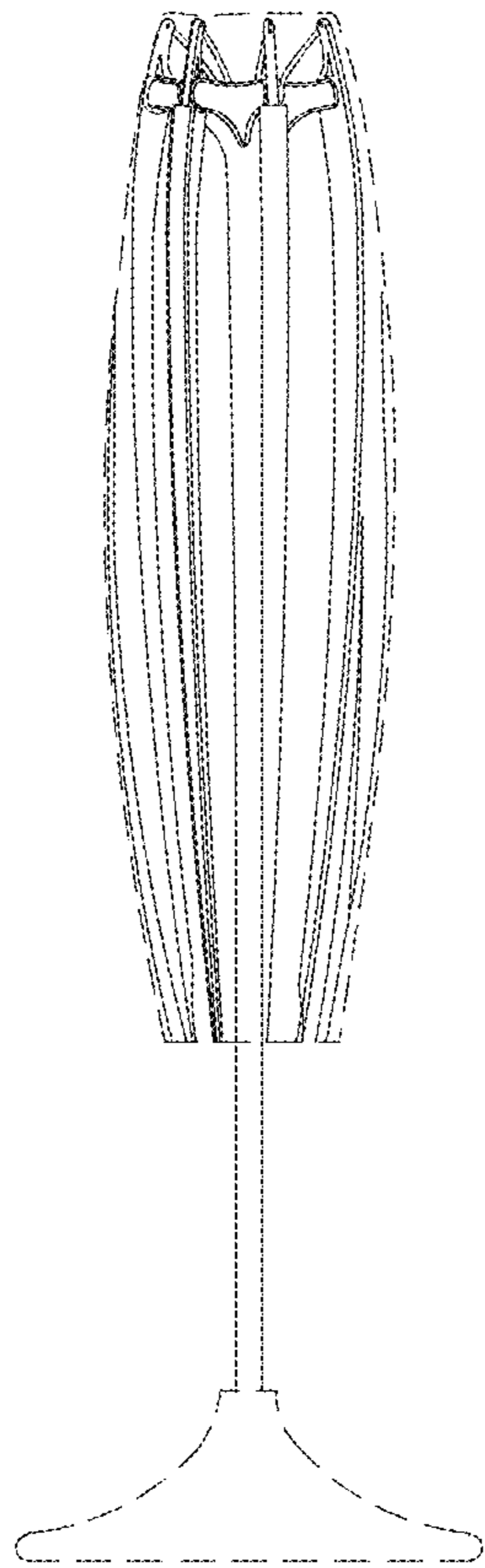


FIG. 4

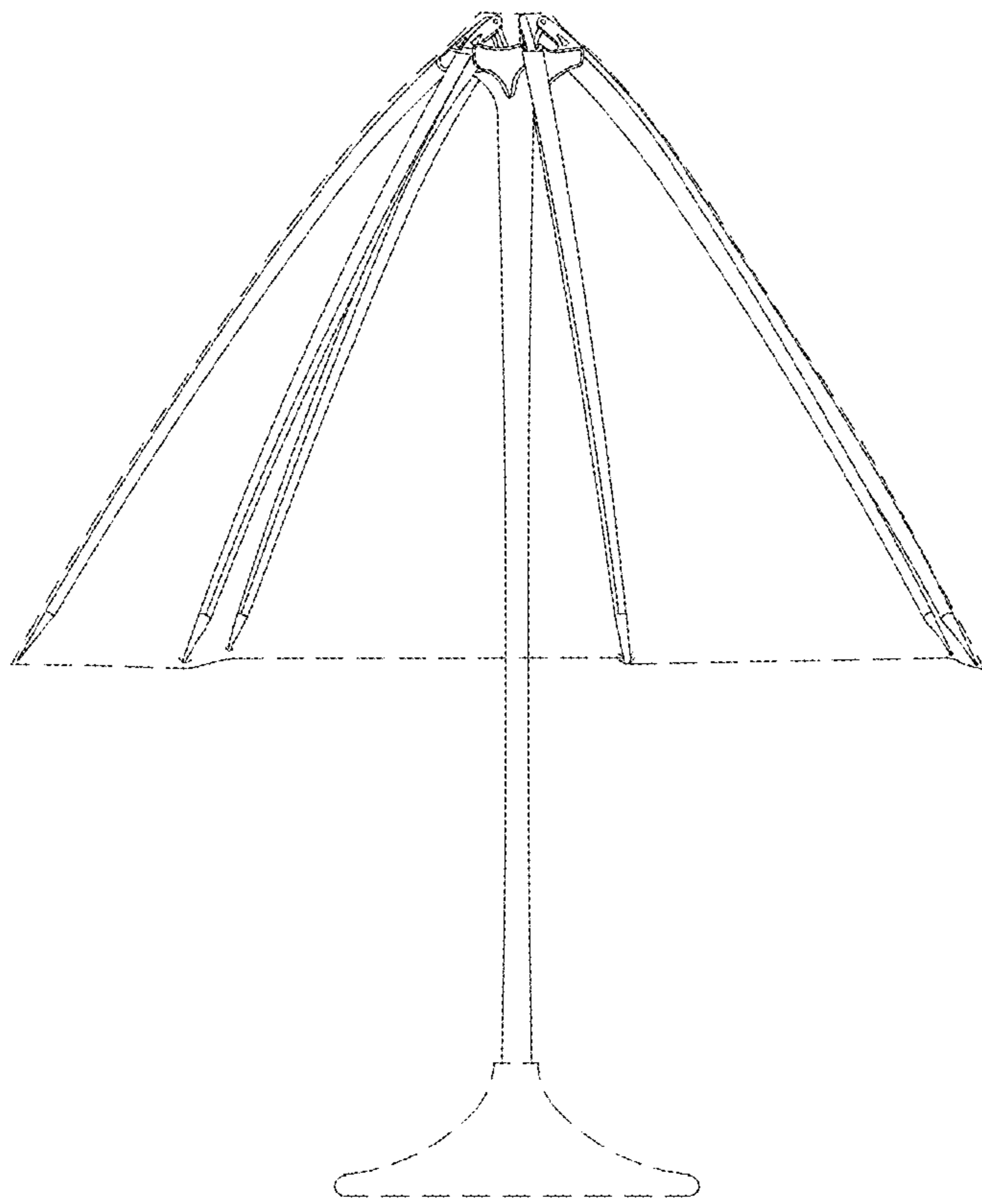


FIG. 5

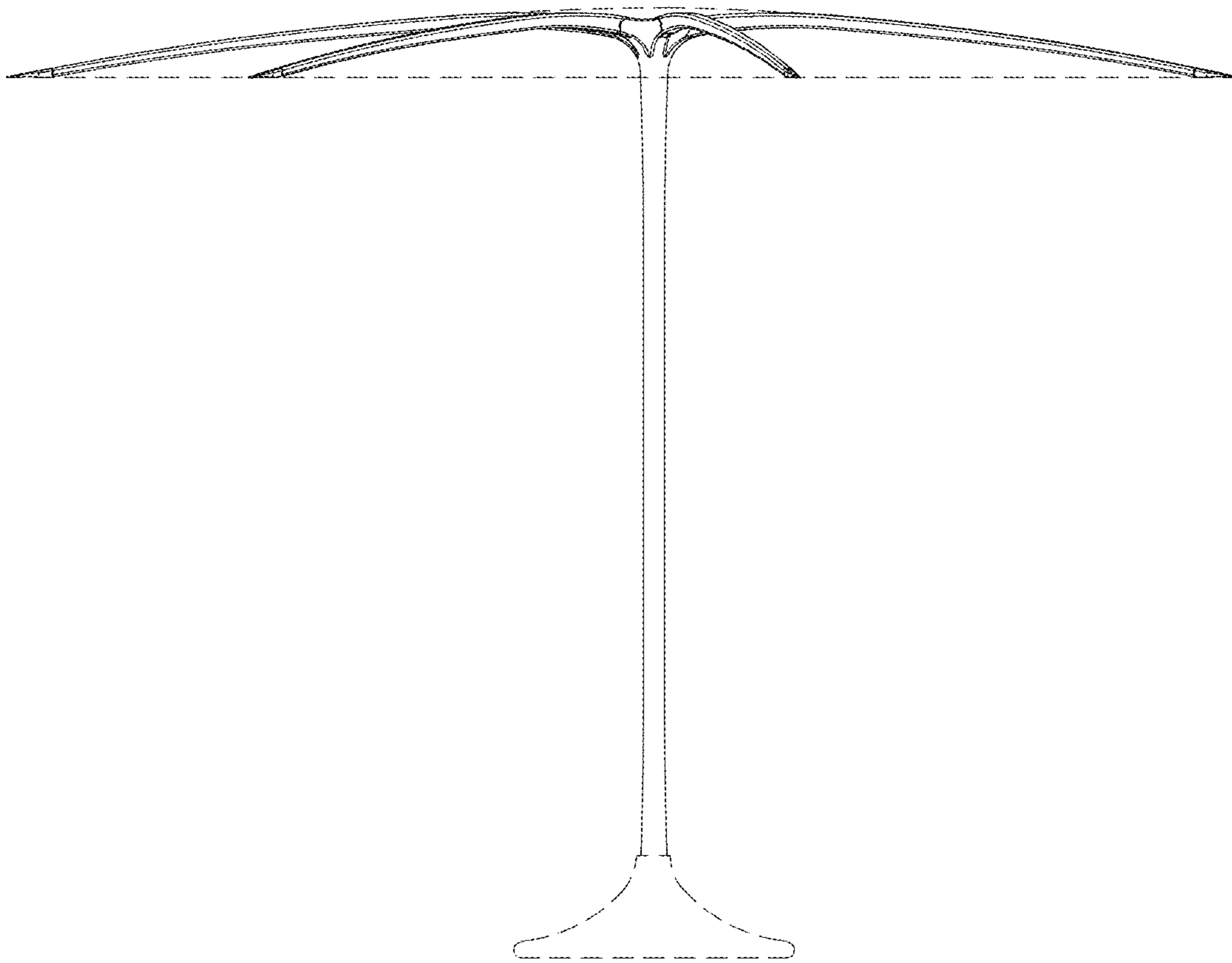


FIG. 6

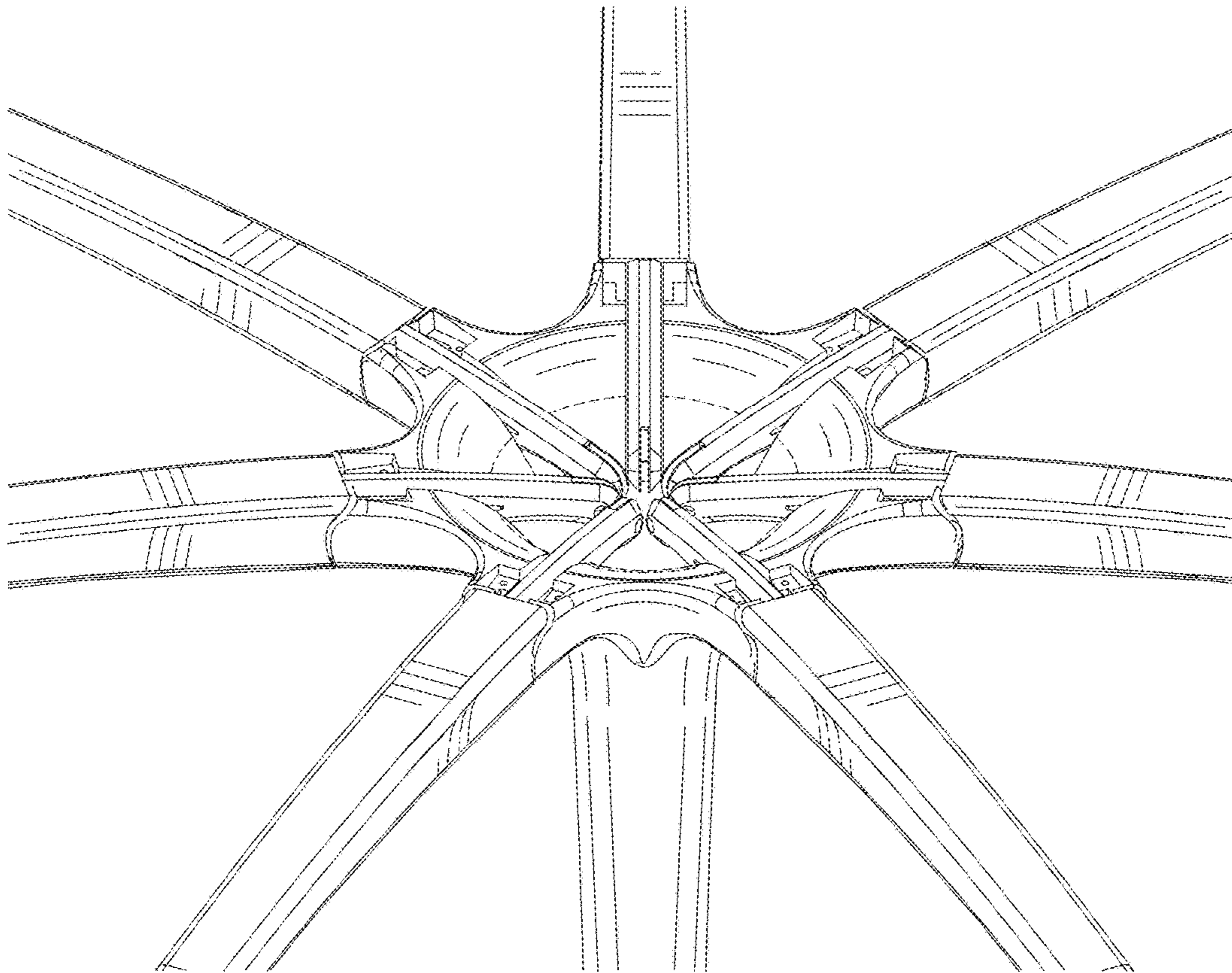


FIG. 7