



US00D857363S

(12) **United States Design Patent**
Cochrane

(10) **Patent No.:** **US D857,363 S**

(45) **Date of Patent:** **** Aug. 27, 2019**

(54) **SHOE UPPER**

(71) Applicant: **NIKE, Inc.**, Beaverton, OR (US)

(72) Inventor: **Erin Cochrane**, Portland, OR (US)

(73) Assignee: **NIKE, Inc.**, Beaverton, OR (US)

(**) Term: **15 Years**

(21) Appl. No.: **29/603,932**

(22) Filed: **May 13, 2017**

(51) **LOC (12) Cl.** **02-99**

(52) **U.S. Cl.**
USPC **D2/972**

(58) **Field of Classification Search**
USPC D2/896, 902, 906-908, 946, 947, 969,
D2/972-974, 978; D5/47, 49, 50, 53, 54,
D5/56, 60
CPC ... A43B 13/181; A43B 13/141; A43B 13/186;
A43B 13/188; A43B 23/00; A43B 23/02;
A43B 5/00; A43B 23/26; A43B 1/04;
A43B 11/14; A43B 7/00; A43B 3/12;
A43C 3/00; A43C 5/00; A43C 7/00;
A43C 11/004

See application file for complete search history.

(56) **References Cited**

U.S. PATENT DOCUMENTS

D523,226 S	6/2006	Hudson	
D524,028 S	7/2006	Fullum	
D668,858 S *	10/2012	Shaffer	D2/972
D700,423 S	3/2014	Martin	
D752,332 S	3/2016	Williams, Jr.	
D788,443 S *	6/2017	Gibson	D2/972
D801,672 S *	11/2017	Small	D2/972
D816,978 S *	5/2018	Small	D2/973
D822,364 S *	7/2018	Small	D2/973
D829,429 S *	10/2018	Chang	D2/972
D834,294 S *	11/2018	Small	D2/969
D837,505 S *	1/2019	Chang	D2/972

D840,665 S *	2/2019	Small	D2/972
D840,666 S *	2/2019	Small	D2/973
D841,973 S *	3/2019	Small	D2/973

OTHER PUBLICATIONS

Nike Vapor Untouchable Cleat Merges Speed, Strength, and Sustainability [online], [retrieved May 10, 2017] retrieved from internet <URL: <http://news.nike.com/news/nike-vapor-untouchable-cleat-merges-speed-strength-and-sustainability/>; 7 color sheets, Dated Dec. 9, 2014.

Nike Vapor Untouchable Performance System [online], [retrieved May 10, 2017] retrieved from internet <URL: <http://news.nike.com/news/nike-vapor-untouchable-performance-system/>; 31 color sheets, Dated Dec. 8, 2015.

* cited by examiner

Primary Examiner — Dominic V Simone

(74) *Attorney, Agent, or Firm* — Banner & Witcoff, Ltd.

(57) **CLAIM**

The ornamental design for a shoe upper, as shown and described.

DESCRIPTION

FIG. 1 is a front perspective view of a shoe upper showing my new design;

FIG. 2 is a side view thereof;

FIG. 3 is a rear perspective view thereof;


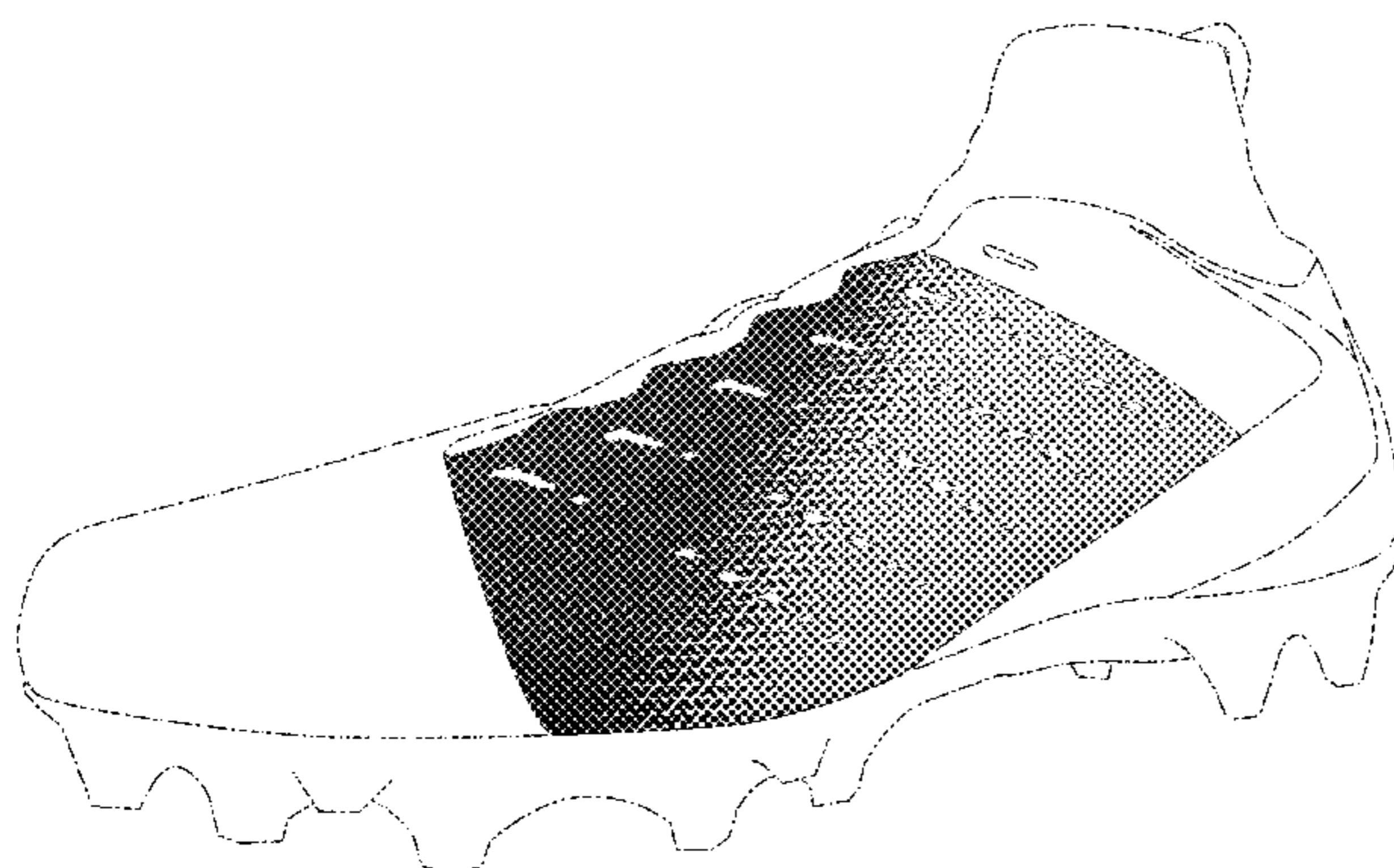
FIG. 4 is a front view thereof;

FIG. 5 is a top view thereof; and,

FIG. 6 is an enlarged view of the claimed area of FIG. 2, shown in isolation from the remainder of the shoe for clarity purpose.

The grayscale photographic area shown is claimed. The lack of a broken or solid line immediately adjacent to the grayscale photographic area indicates a claimed edge of the design. The broken lines showing the remainder of the shoe represent unclaimed subject matter and form no part of the claimed design.

1 Claim, 6 Drawing Sheets



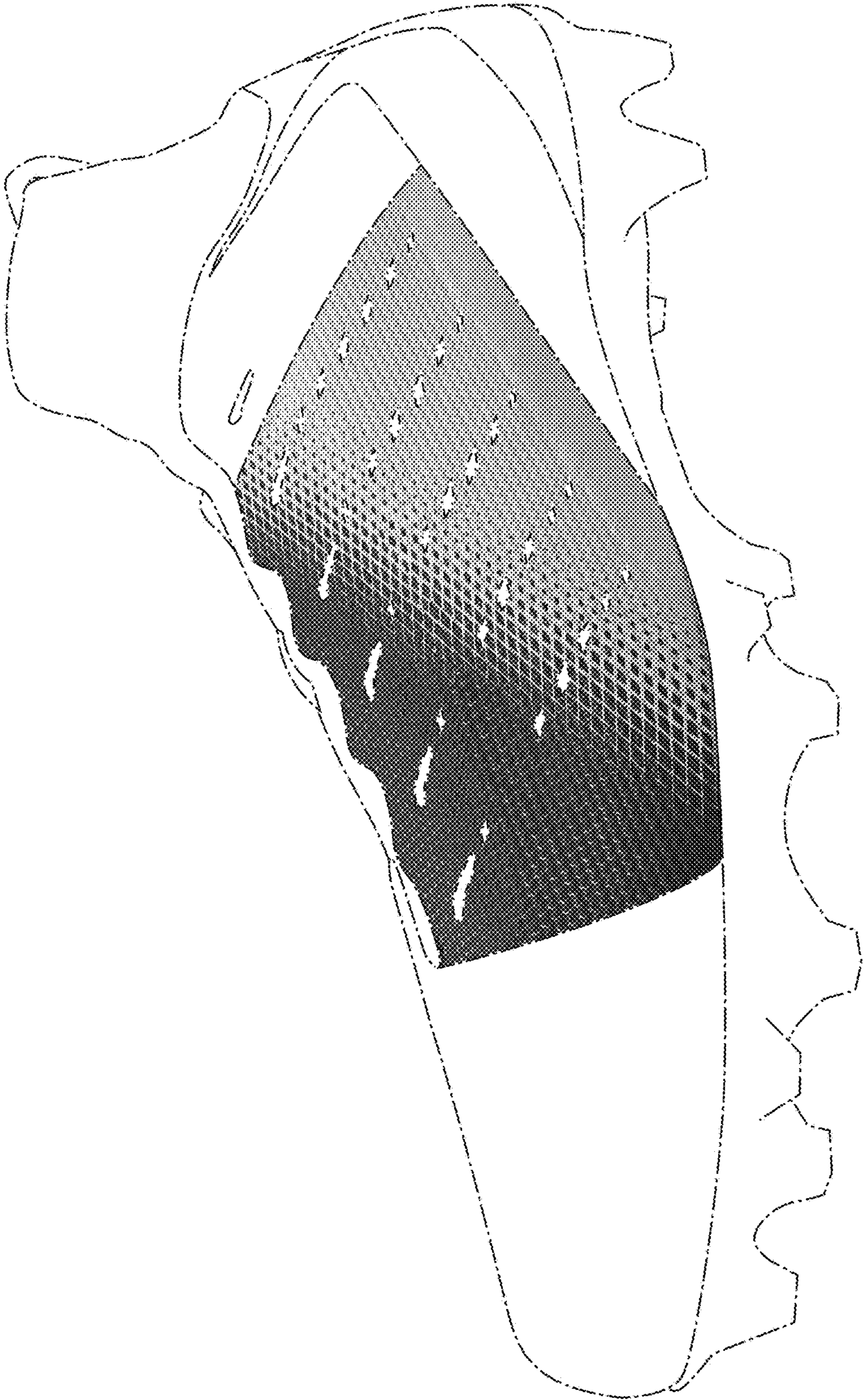


FIG. 1

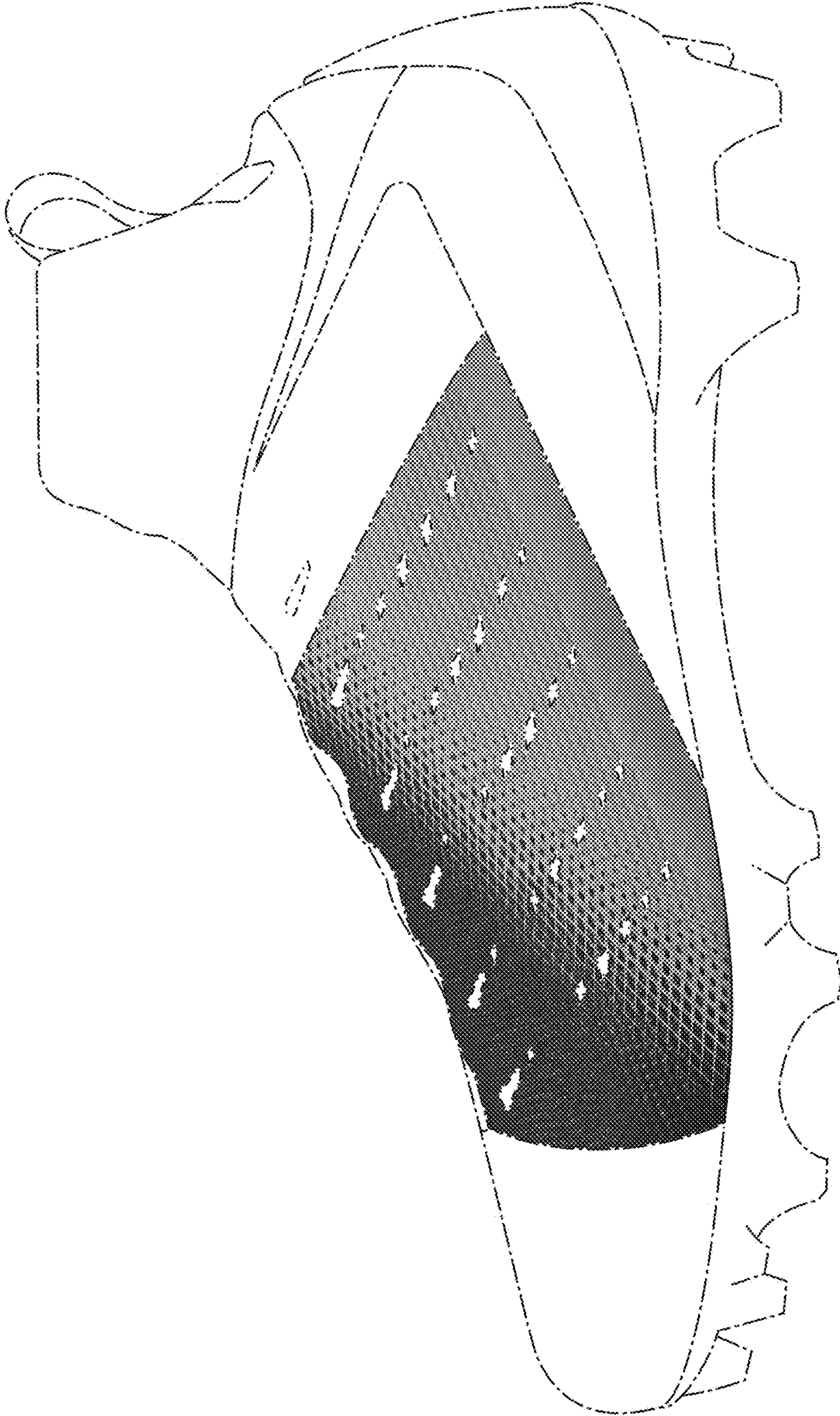


FIG. 2

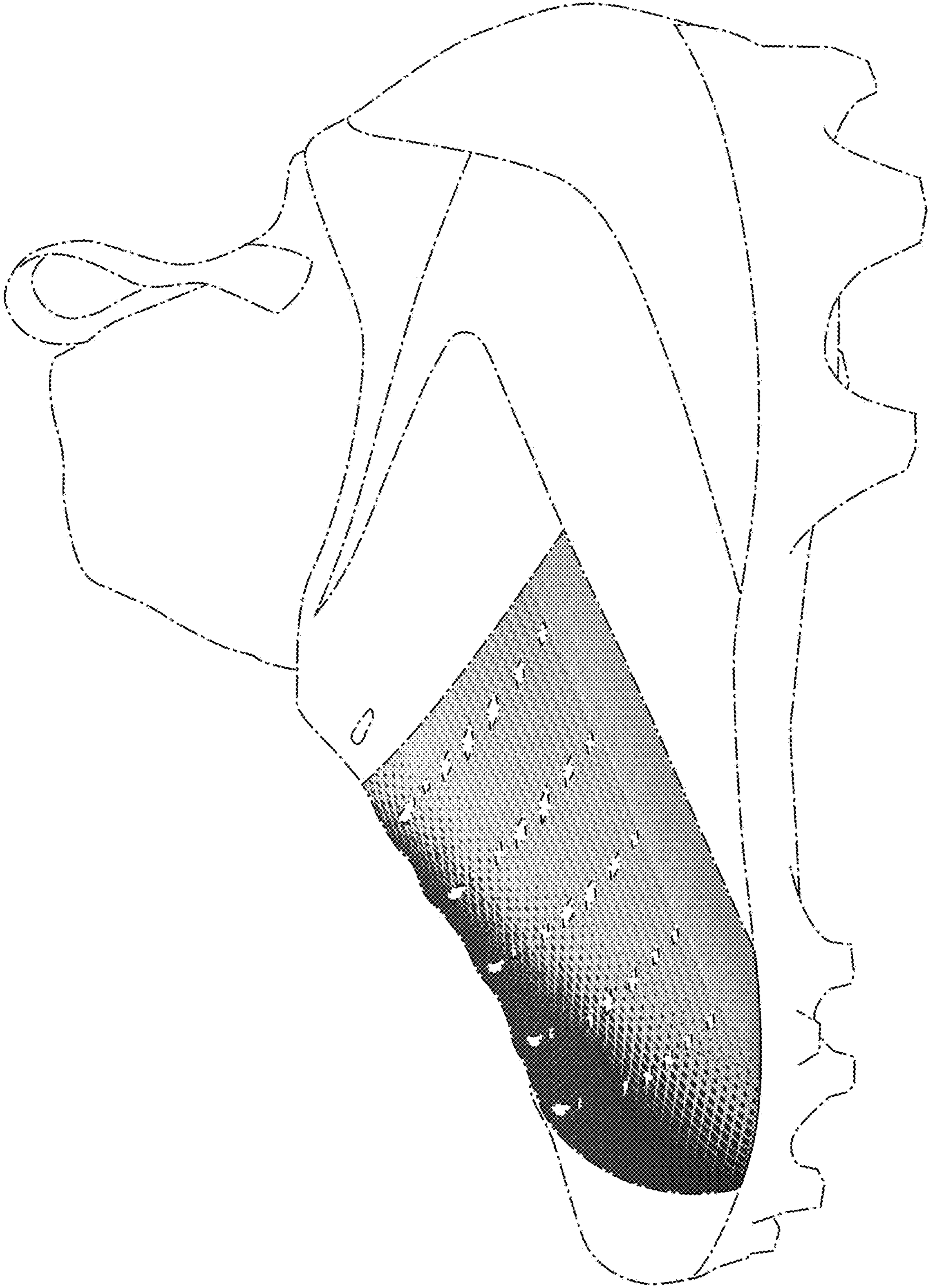


FIG. 3

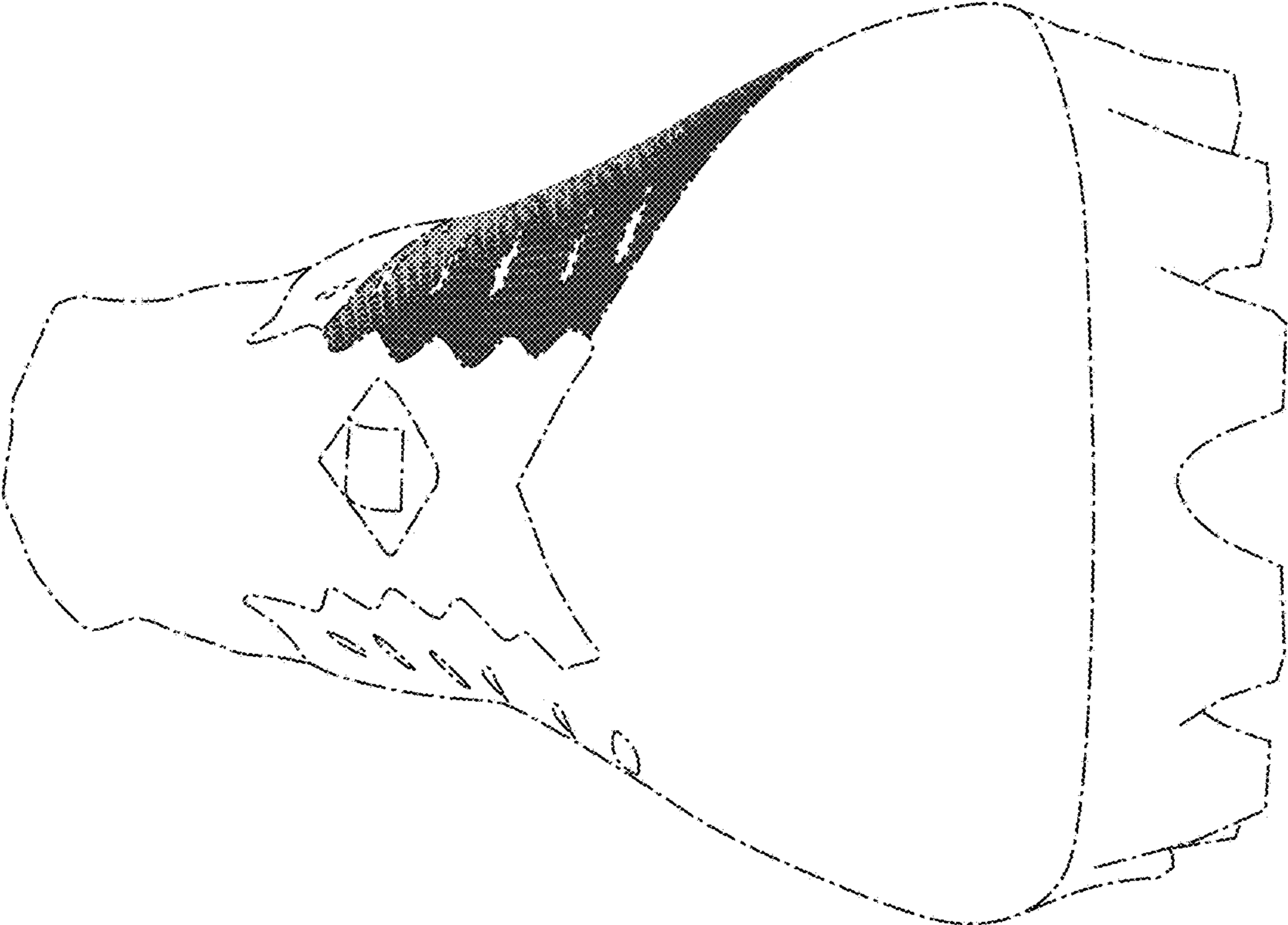


FIG. 4

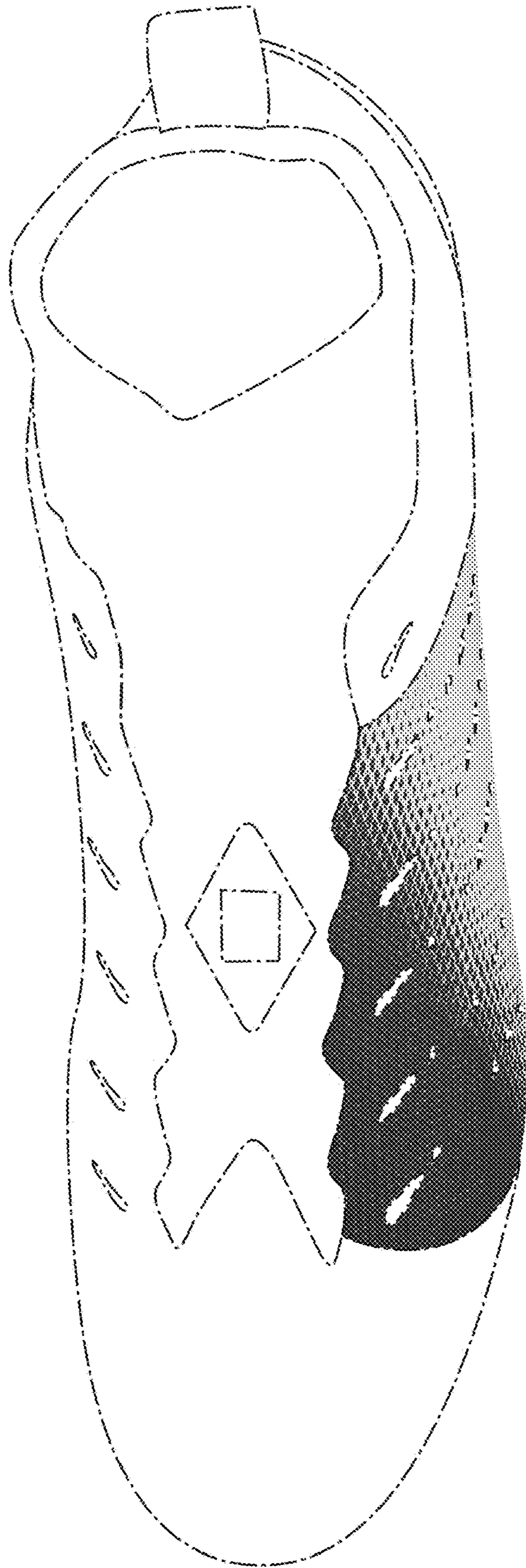


FIG. 5




FIG. 6