



US00D857342S

(12) **United States Design Patent** (10) **Patent No.:** **US D857,342 S**  
**Jimenez** (45) **Date of Patent:** **\*\* Aug. 27, 2019**

(54) **U-NECK LONG SLEEVE SHIRT WITH THUMB HOLES**  
(71) Applicant: **Charlitta Nicole Jimenez**, Puyallup, WA (US)  
(72) Inventor: **Charlitta Nicole Jimenez**, Puyallup, WA (US)  
(\*\*) Term: **15 Years**  
(21) Appl. No.: **29/589,049**  
(22) Filed: **Jan. 30, 2017**  
(51) **LOC (12) Cl.** ..... **02-02**  
(52) **U.S. Cl.**  
USPC ..... **D2/840**  
(58) **Field of Classification Search**  
USPC ..... D2/614, 717, 728, 731, 739, 749, 828, D2/840, 847, 849, 853, 862; D5/63-66; D11/95-116; D29/100, 101.1, 121.1; D21/803-810, 829  
CPC ... A41D 1/04; A41D 1/18; A41D 1/22; A41D 10/00; A41D 13/0015; A41D 27/02; A41D 27/08; A41D 27/10; A41D 27/28; A41D 27/285; A41D 2400/10; A41D 2400/60; A41B 1/00; A41B 1/08; A41B 9/06; A41B 2400/20; A41B 2400/60; A41B 13/08; A41C 3/08; D10B 2401/02; Y10S 2/01  
See application file for complete search history.

D510,794 S \* 10/2005 Rice ..... D2/840  
D575,933 S \* 9/2008 Rhodes ..... D2/840  
D622,938 S \* 9/2010 Kanada ..... D2/840  
D745,254 S \* 12/2015 Foy ..... D2/841  
D753,902 S \* 4/2016 Niles ..... D2/717  
D763,550 S \* 8/2016 Martz ..... D2/749  
D796,788 S \* 9/2017 Martz ..... D2/749  
D838,937 S \* 1/2019 Ballone ..... D2/840  
2011/0087313 A1\* 4/2011 Boatner ..... A41D 13/0051  
607/112  
2012/0180181 A1\* 7/2012 Best ..... A41D 27/10  
2/16  
2015/0081468 A1\* 3/2015 Fenimore ..... G06Q 30/0621  
705/26.5  
2016/0366954 A1\* 12/2016 Barkshire ..... A41D 13/01

\* cited by examiner

*Primary Examiner* — Kevin K Rudzinski  
*Assistant Examiner* — Paul D Bohannon

(57) **CLAIM**

The ornamental design for a U-neck long sleeve shirt with thumb holes, as shown and described.

**DESCRIPTION**

FIG. 1 is a front elevation view of a U-neck long sleeve shirt with thumbholes showing the present invention; FIG. 2 is a side elevation view thereof; FIG. 3 is an opposite side view thereof; and, FIG. 4 is a rear elevation view thereof. The broken line showing stitching is for the purpose of illustrating portions of the article and forms part of the claimed design.

**1 Claim, 4 Drawing Sheets**

(56) **References Cited**  
U.S. PATENT DOCUMENTS  
2,221,656 A \* 11/1940 Sheridan ..... A41B 13/08  
2/111  
2,222,323 A \* 11/1940 Sheridan ..... A41B 13/08  
2/111

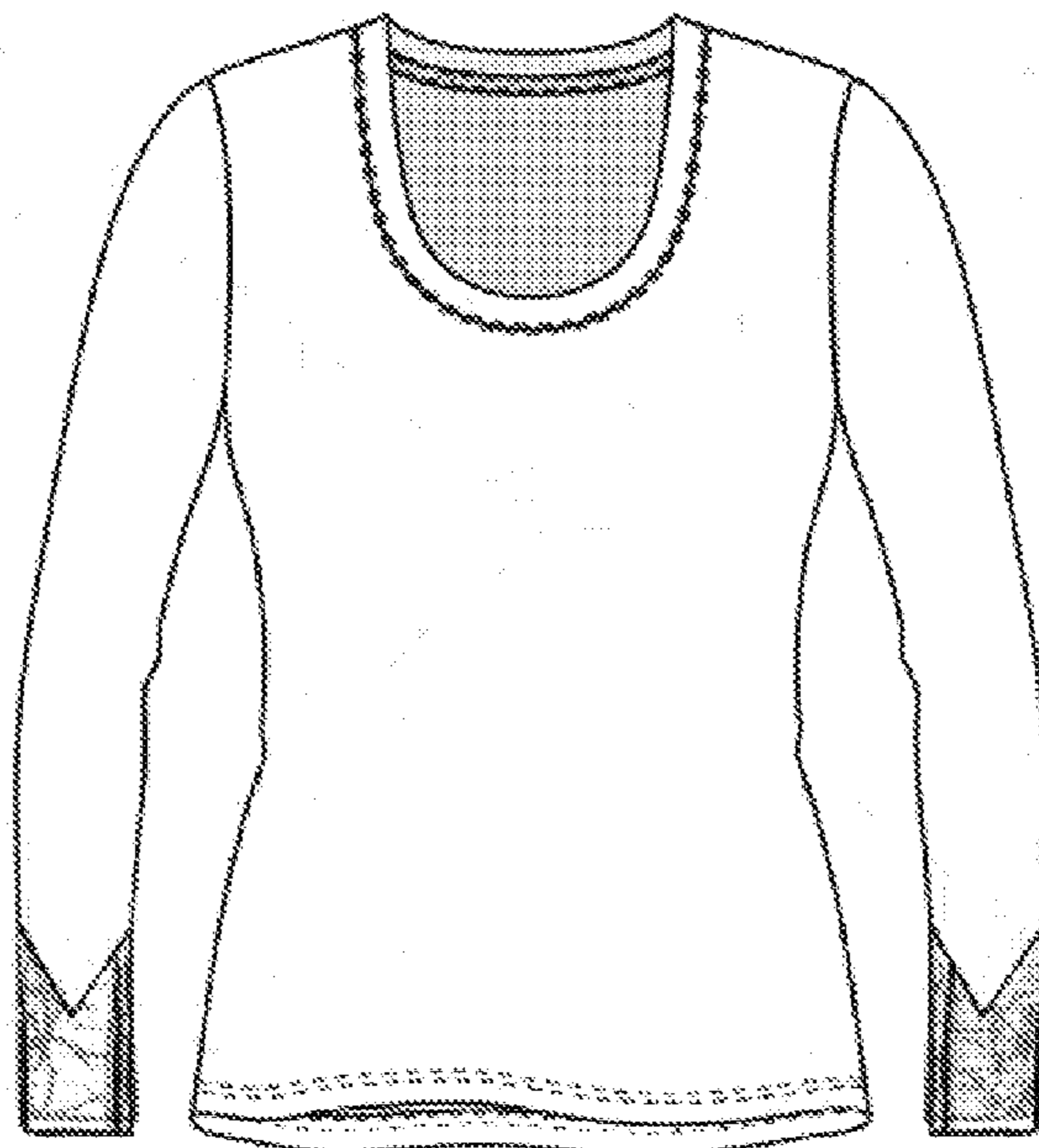


FIG. 1

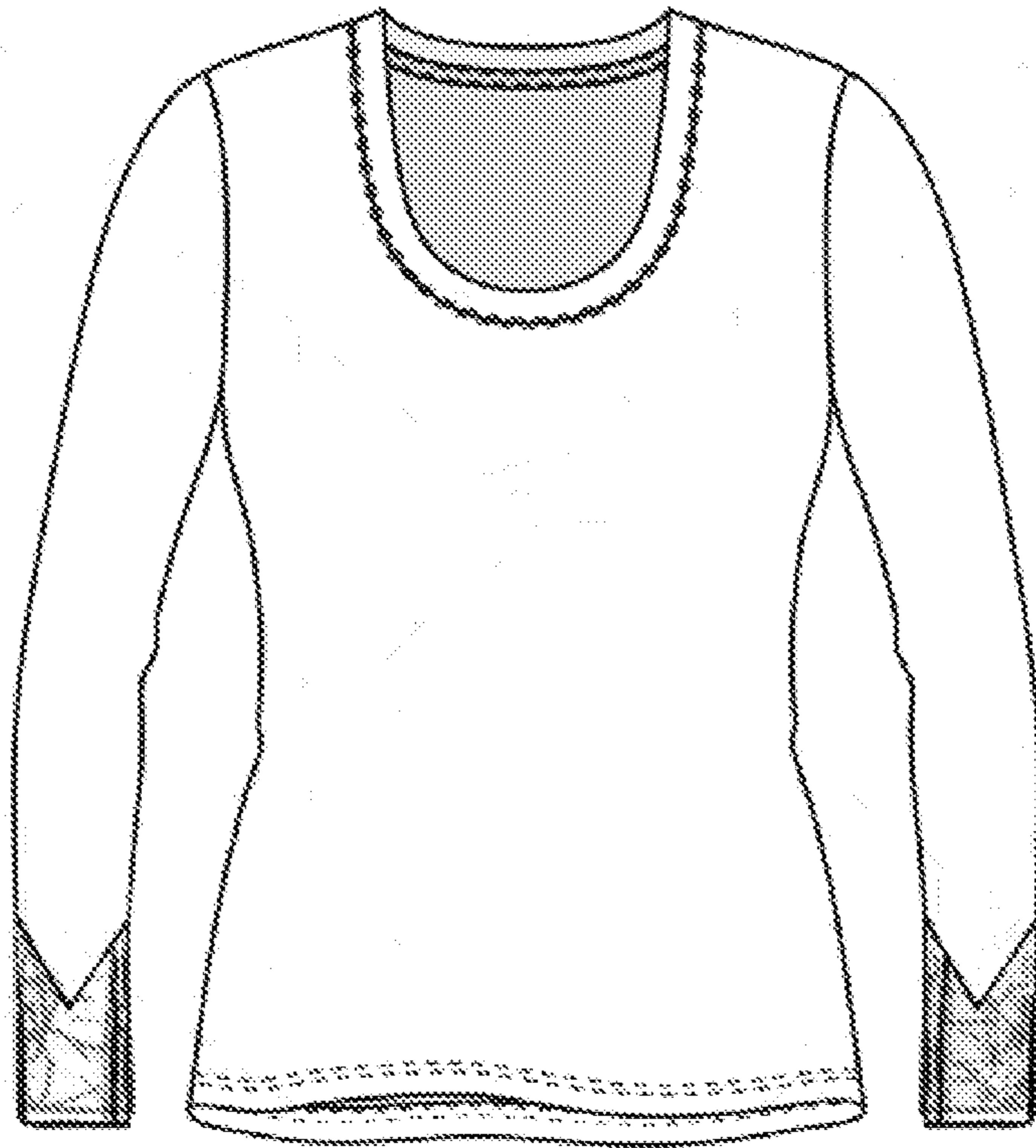


FIG. 2

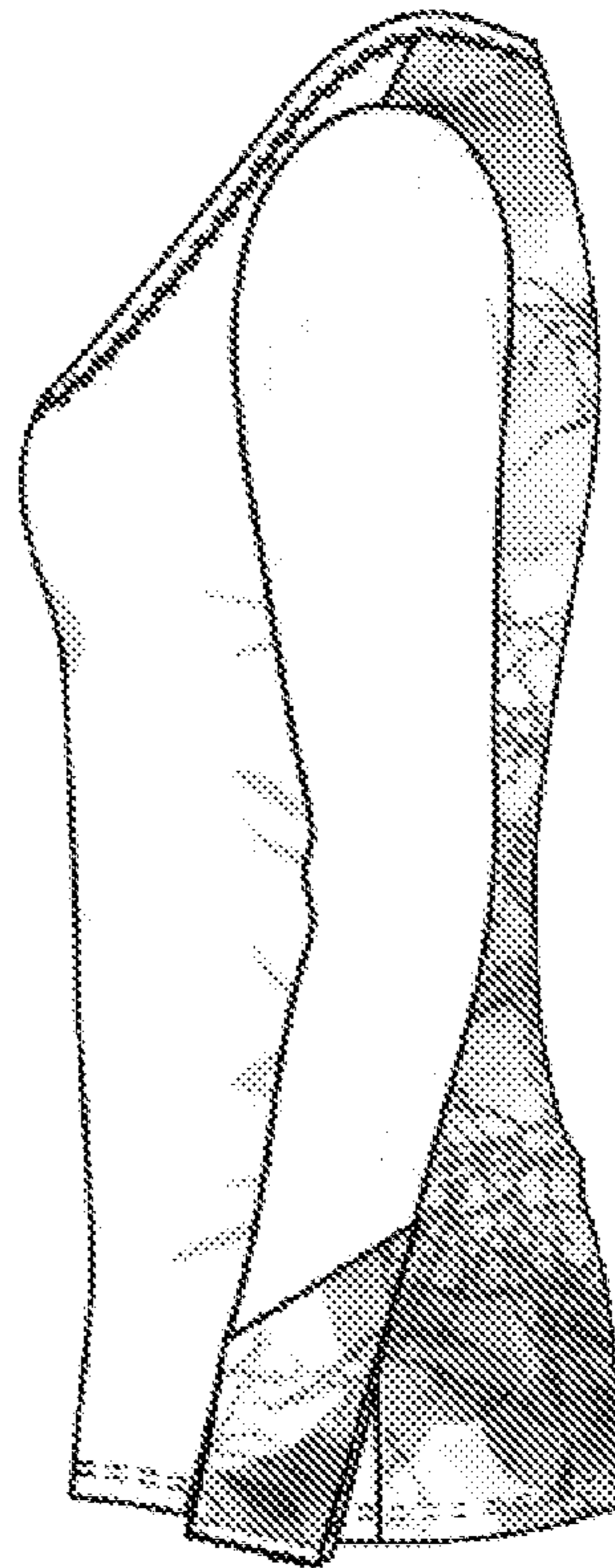


FIG. 3

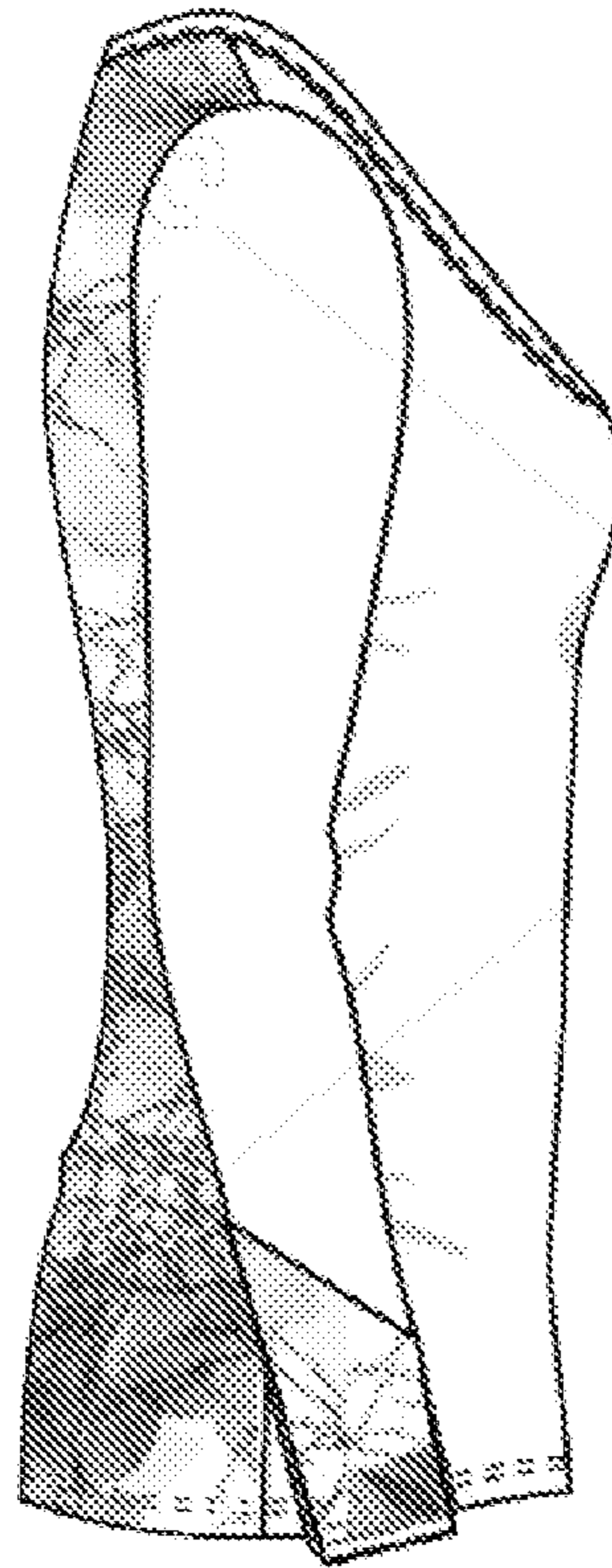


FIG. 4

