



US00D857340S

(12) **United States Design Patent**
Smith

(10) **Patent No.:** **US D857,340 S**

(45) **Date of Patent:** **** Aug. 27, 2019**

(54) **PAIR OF PANTS**

(71) Applicant: **Markina Smith**, Manvel, TX (US)

(72) Inventor: **Markina Smith**, Manvel, TX (US)

(**) Term: **15 Years**

(21) Appl. No.: **29/645,431**

(22) Filed: **Apr. 26, 2018**

(51) **LOC (12) Cl.** **02-02**

(52) **U.S. Cl.**
USPC **D2/742; D2/731**

(58) **Field of Classification Search**
USPC D2/742, 731
CPC A41D 17/02; A41D 17/04; A41D 1/06;
A41D 1/088

See application file for complete search history.

(56) **References Cited**

U.S. PATENT DOCUMENTS

- 2,203,401 A * 6/1940 Barnard A41B 11/14
2/407
- 4,638,509 A * 1/1987 Charron A41D 1/08
2/2.15
- D307,505 S * 5/1990 Schiff D2/712
- D359,382 S * 6/1995 Wiggins D2/713
- D532,958 S * 12/2006 Kent A41D 1/086
D2/742
- D618,434 S * 6/2010 Iamartino D2/742
- D683,522 S * 6/2013 Pasloski D2/731

- D765,346 S * 9/2016 Harris D2/742
- D778,032 S * 2/2017 Lago D2/742
- 2014/0059741 A1 * 3/2014 Lou A41D 1/06
2/227
- 2014/0109295 A1 * 4/2014 Chilson A41D 1/06
2/227

* cited by examiner

Primary Examiner — Robin V Webster
Assistant Examiner — J. Thorn, Sr.

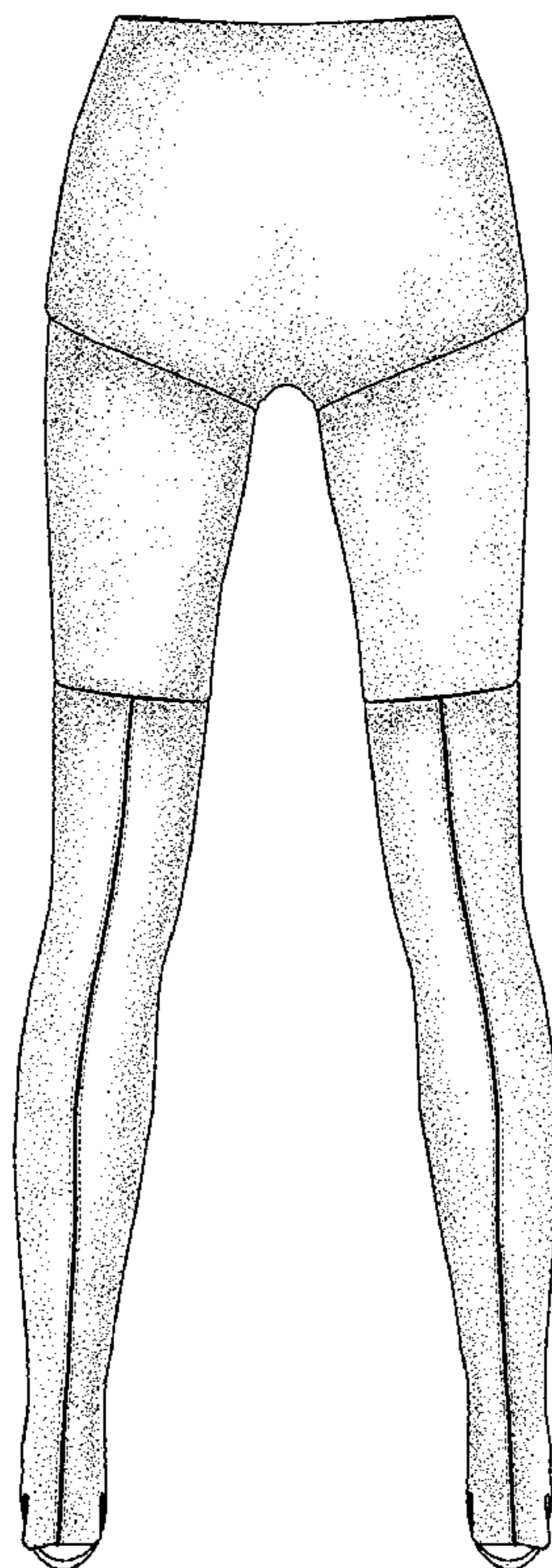
(57) **CLAIM**

The ornamental design for a pair of pants, as shown and described.

DESCRIPTION

FIG. 1 is a perspective view of a pair of pants;
FIG. 2 is a front elevational view thereof;
FIG. 3 is a rear elevational view thereof;
FIG. 4 is a right side elevational view thereof;
FIG. 5 is a left side elevational view thereof;
FIG. 6 is a top plan view thereof; and,
FIG. 7 is a bottom plan view thereof.
The broken line showing of stitching is included for the purpose of illustrating environmental structure and forms no part of the claimed design.

1 Claim, 7 Drawing Sheets



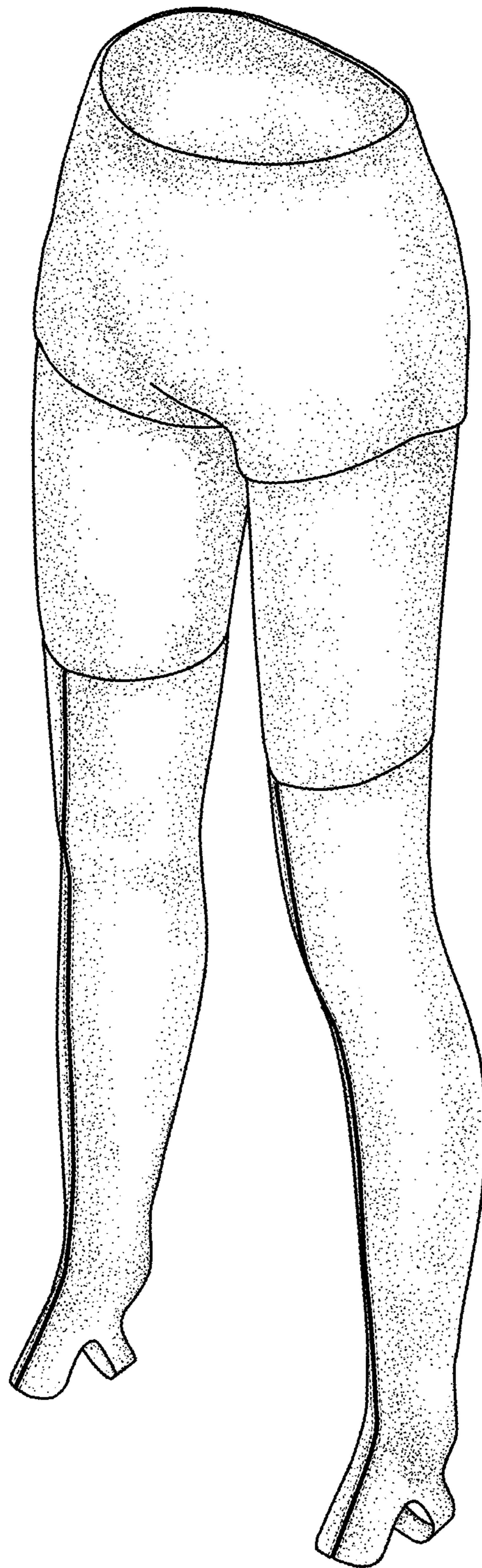


FIG. 1

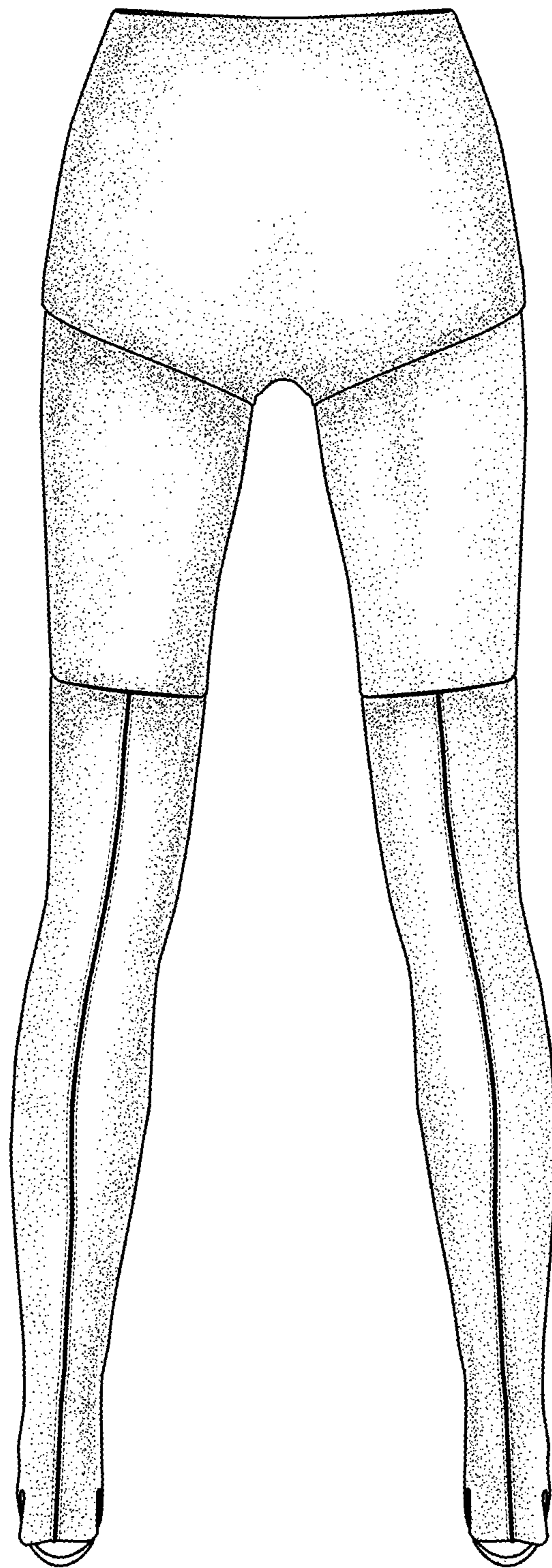


FIG. 2

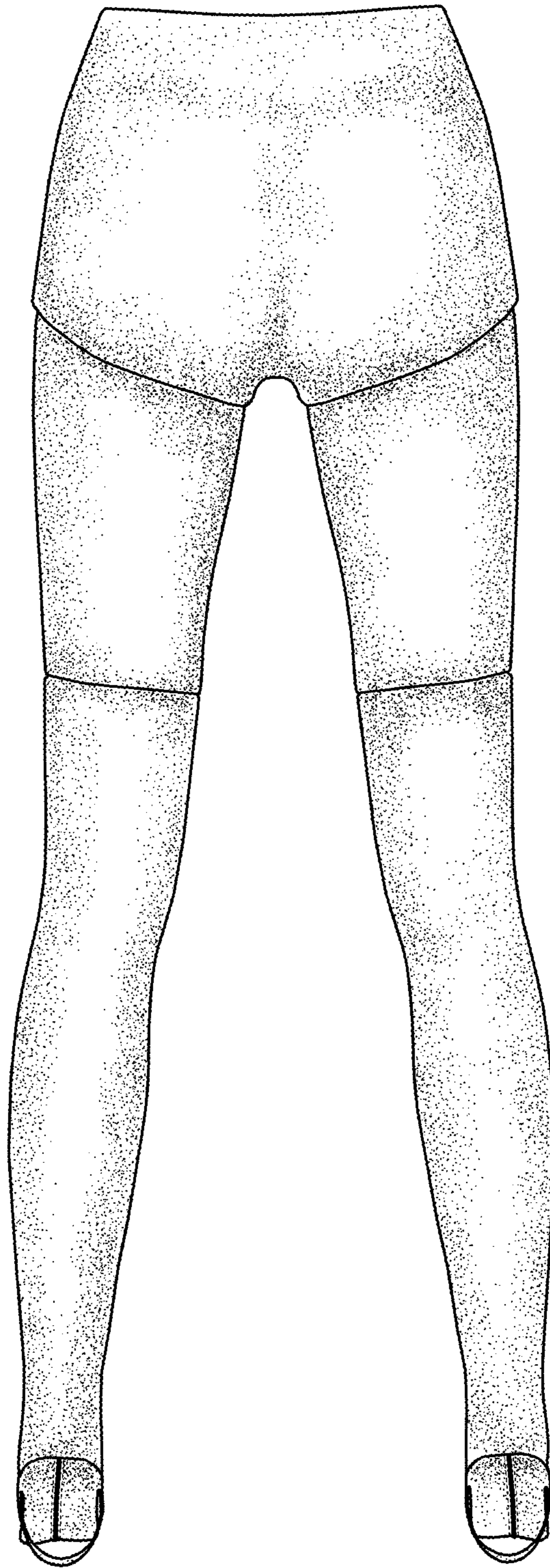


FIG. 3

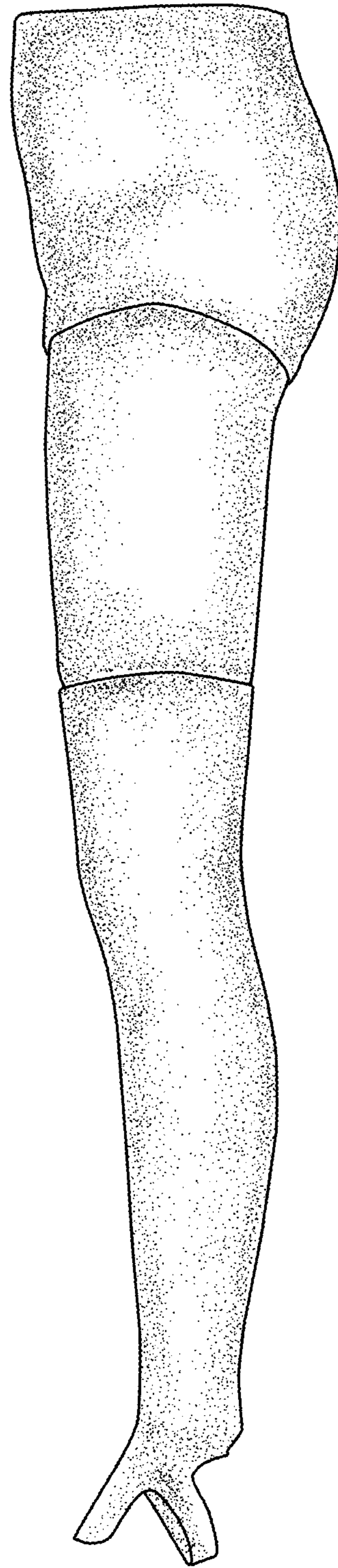


FIG. 4




FIG. 5

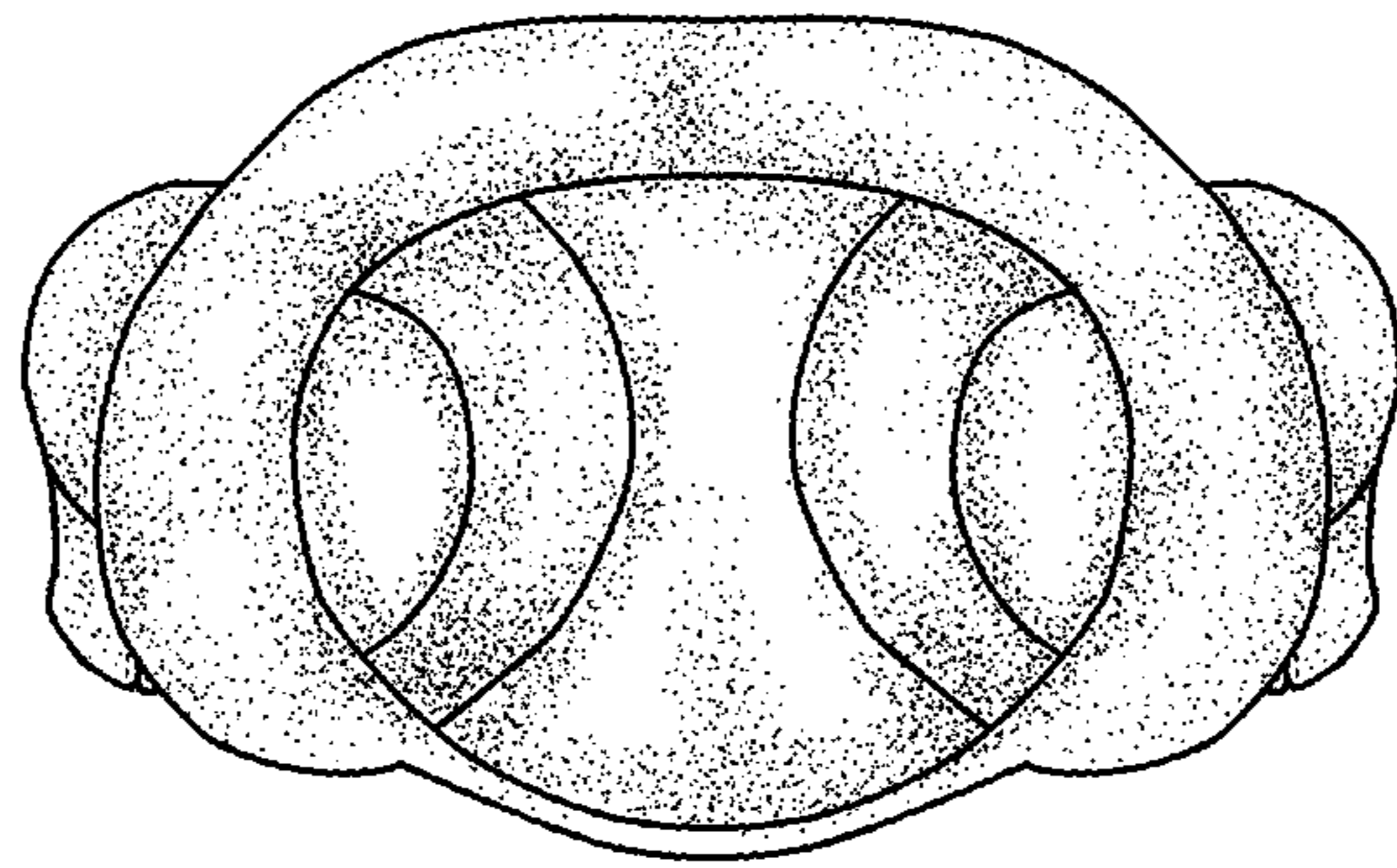


FIG. 6

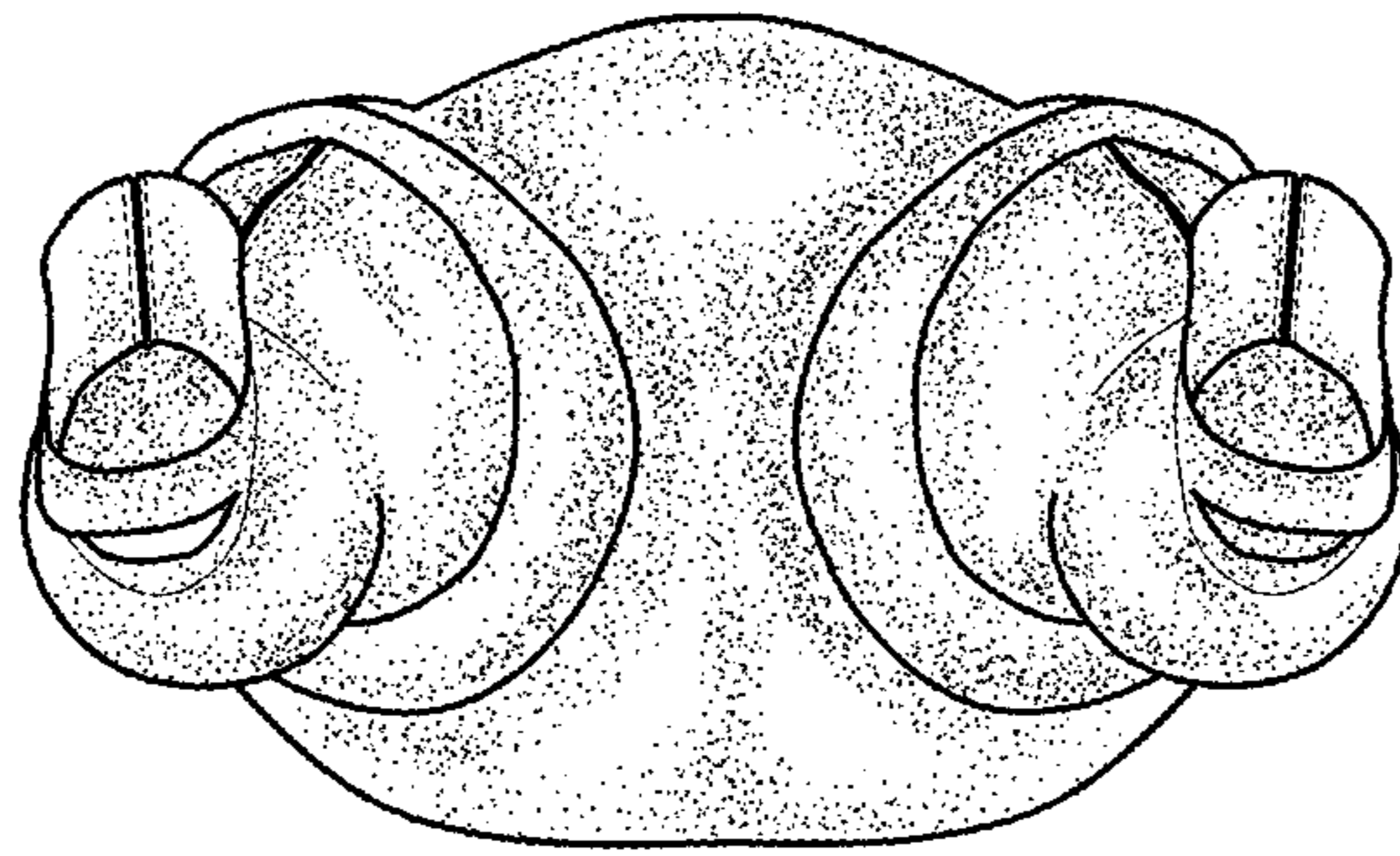


FIG. 7