



US00D857339S

(12) **United States Design Patent** (10) **Patent No.:** **US D857,339 S**
Holmes (45) **Date of Patent:** **** Aug. 27, 2019**

(54) **PANTS**

D660,553 S * 5/2012 Farina D2/742
D731,753 S * 6/2015 Mahtani D2/742
D741,574 S * 10/2015 Michaeloff D2/742

(Continued)

(71) Applicant: **LULULEMON ATHLETICA CANADA INC.**, Vancouver (CA)

FOREIGN PATENT DOCUMENTS

(72) Inventor: **Brenda Marie Holmes**, Vancouver (CA)

CA 58818 6/1987
CA 141280 2/2012

(73) Assignee: **LULULEMON ATHLETICA CANADA INC.**, Vancouver (CA)

(Continued)

(**) Term: **15 Years**

OTHER PUBLICATIONS

(21) Appl. No.: **29/601,183**

Canadian Intellectual Property Office (CIPO), Examination Report dated Jan. 25, 2018 for corresponding Canadian Industrial Design Application No. 174265.

(22) Filed: **Apr. 19, 2017**

Primary Examiner — R. Johnson

(51) **LOC (12) Cl.** **02-02**

(74) *Attorney, Agent, or Firm* — Conneely PC; Joseph Conneely

(52) **U.S. Cl.**

USPC **D2/742**

(57) **CLAIM**

(58) **Field of Classification Search**

The ornamental design for pants, as shown and described.

USPC D2/712, 730, 731, 734-739, 742, 743, D2/746, 747, 748, 840, 853, 857, 858, D2/860, 713, 716

DESCRIPTION

CPC . A41D 1/06; A41D 1/08; A41D 1/067; A41D 1/062; A41D 1/082; A41D 1/084; A41D 1/086; A41D 1/088; A41D 7/00; A41D 7/001; A41D 7/005; A41D 7/006; A41D 1/089

FIG. 1 is a front view of pants according to the design; FIG. 2 is a rear view thereof; FIG. 3 is a right side view thereof; FIG. 4 is a left side view thereof; FIG. 5 is a front perspective view thereof; FIG. 6 is a rear perspective view thereof; and, FIG. 7 is a rear view thereof shown in an environment of use. The portions of the pants shown in broken lines in FIGS. 1-7 do not form part of the claimed design. The broken line showing of the feet, arms, and torso in FIG. 7 is for the purpose of illustrating portions of the environmental structure and forms no part of the claimed design. The solid lines shown in FIGS. 1-7 illustrate the claimed design and also represent the boundary of the claimed design, that is, the portions of the surface of the pants adjacent to the solid lines do not form part of the claimed design.


See application file for complete search history.

1 Claim, 7 Drawing Sheets

(56) **References Cited**

U.S. PATENT DOCUMENTS

D532,958 S * 12/2006 Kent A41D 1/086 D2/742
D609,881 S * 2/2010 Chen D2/742
D612,129 S * 3/2010 Iamartino D2/742
D613,037 S * 4/2010 Iamartino D2/742
D641,539 S * 7/2011 Zarabi D2/701
D645,644 S * 9/2011 Iamartino D2/742



(56)

References Cited

U.S. PATENT DOCUMENTS

D746,545	S	*	1/2016	Kositchiranant	D2/742
D746,546	S	*	1/2016	Rosenbaum	D2/742
D750,346	S	*	3/2016	McManus	D2/742
D764,754	S	*	8/2016	McManus	D2/742
D765,346	S	*	9/2016	Harris	D2/742
D777,404	S	*	1/2017	Lomax	D2/742
D780,405	S	*	3/2017	Wenzel	D2/742
D785,292	S	*	5/2017	Kandarian	D2/742
D786,535	S	*	5/2017	Grosse	D2/738
D790,162	S	*	6/2017	McManus	D2/742
D792,058	S	*	7/2017	McManus	D2/742
D812,348	S	*	3/2018	McManus	D2/742
D812,856	S	*	3/2018	Korver	D2/742
D827,252	S	*	9/2018	Salamat	D2/731
2009/0293167	A1	*	12/2009	Kottler	A41D 1/08 2/23
2013/0305425	A1	*	11/2013	Zarabi	A41D 1/06 2/69
2014/0259291	A1	*	9/2014	Wior	A41D 1/06 2/227
2015/0342270	A1	*	12/2015	Harris	A41D 1/06 2/227
2018/0110275	A1	*	4/2018	Moffa	A41F 9/02

FOREIGN PATENT DOCUMENTS

CA	158442	7/2015
CA	158628	7/2015

* cited by examiner




FIG. 1




FIG. 2

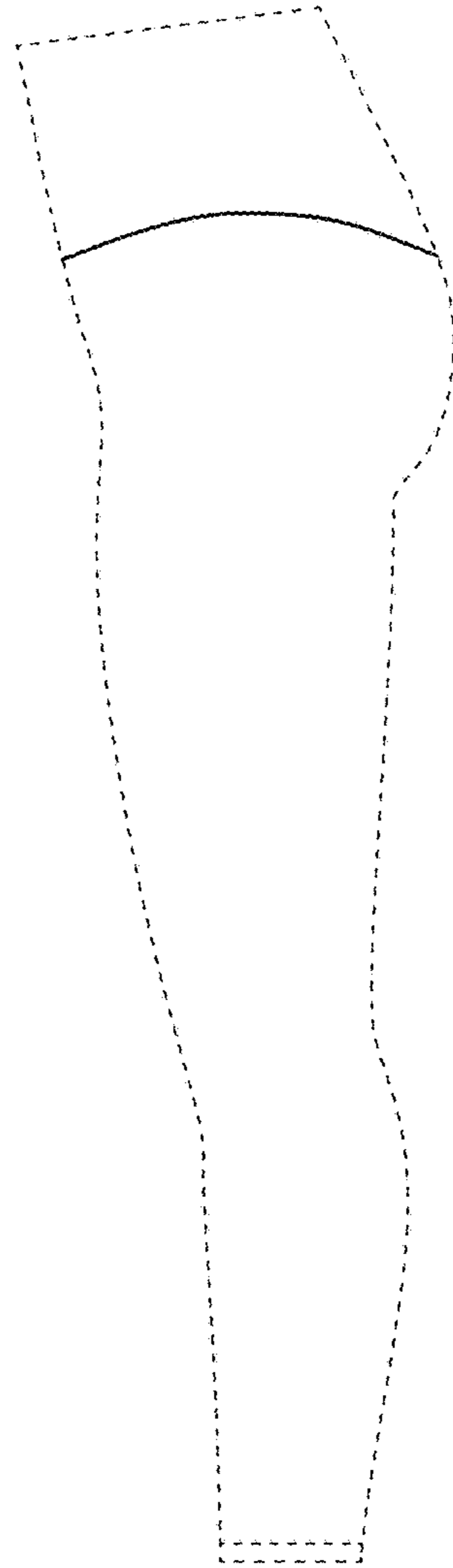


FIG. 3

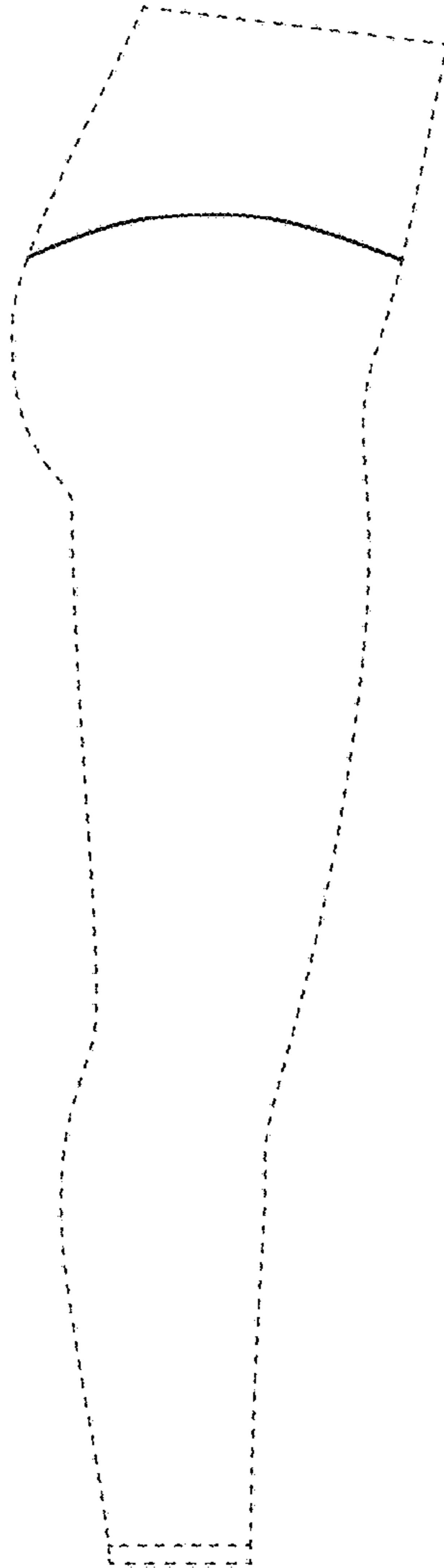


FIG. 4

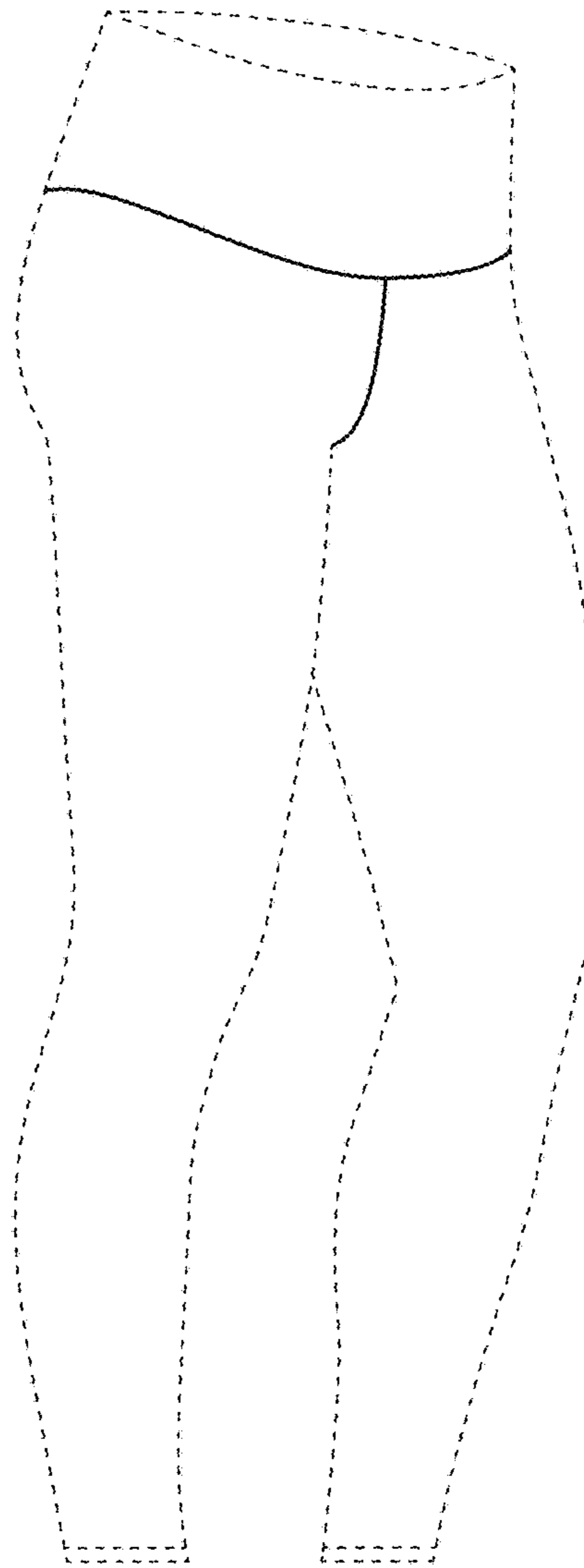


FIG. 5

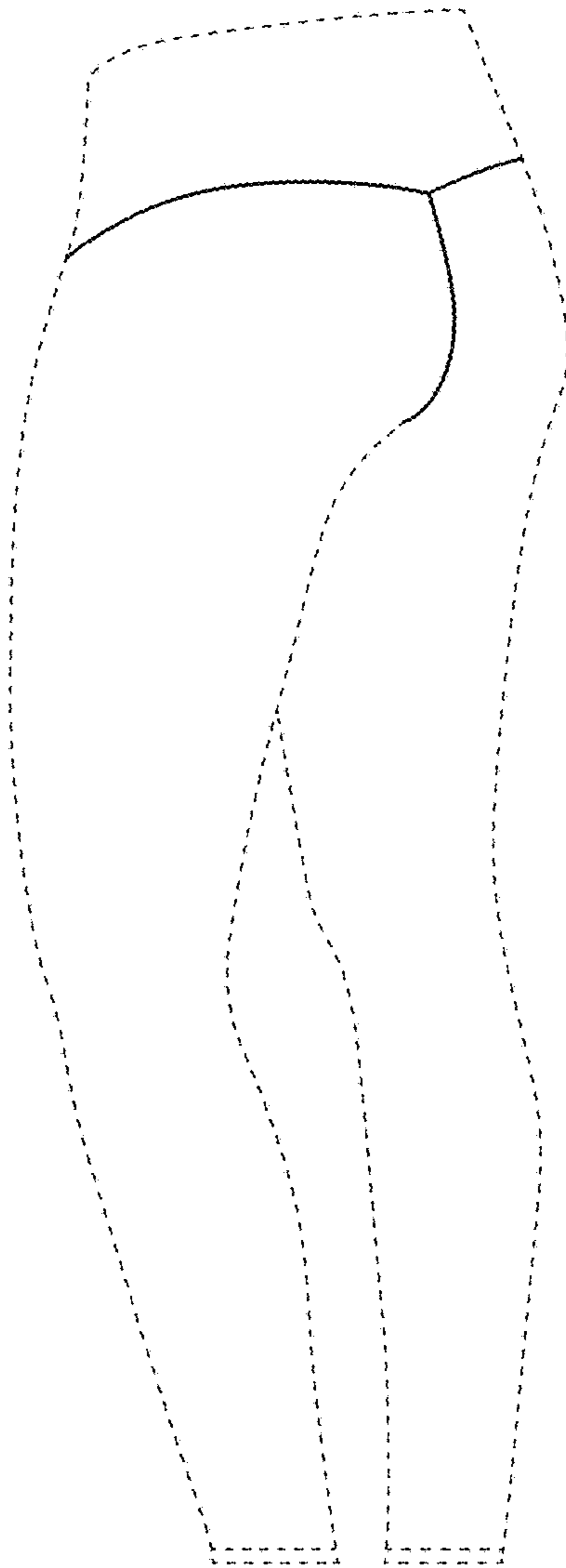


FIG. 6

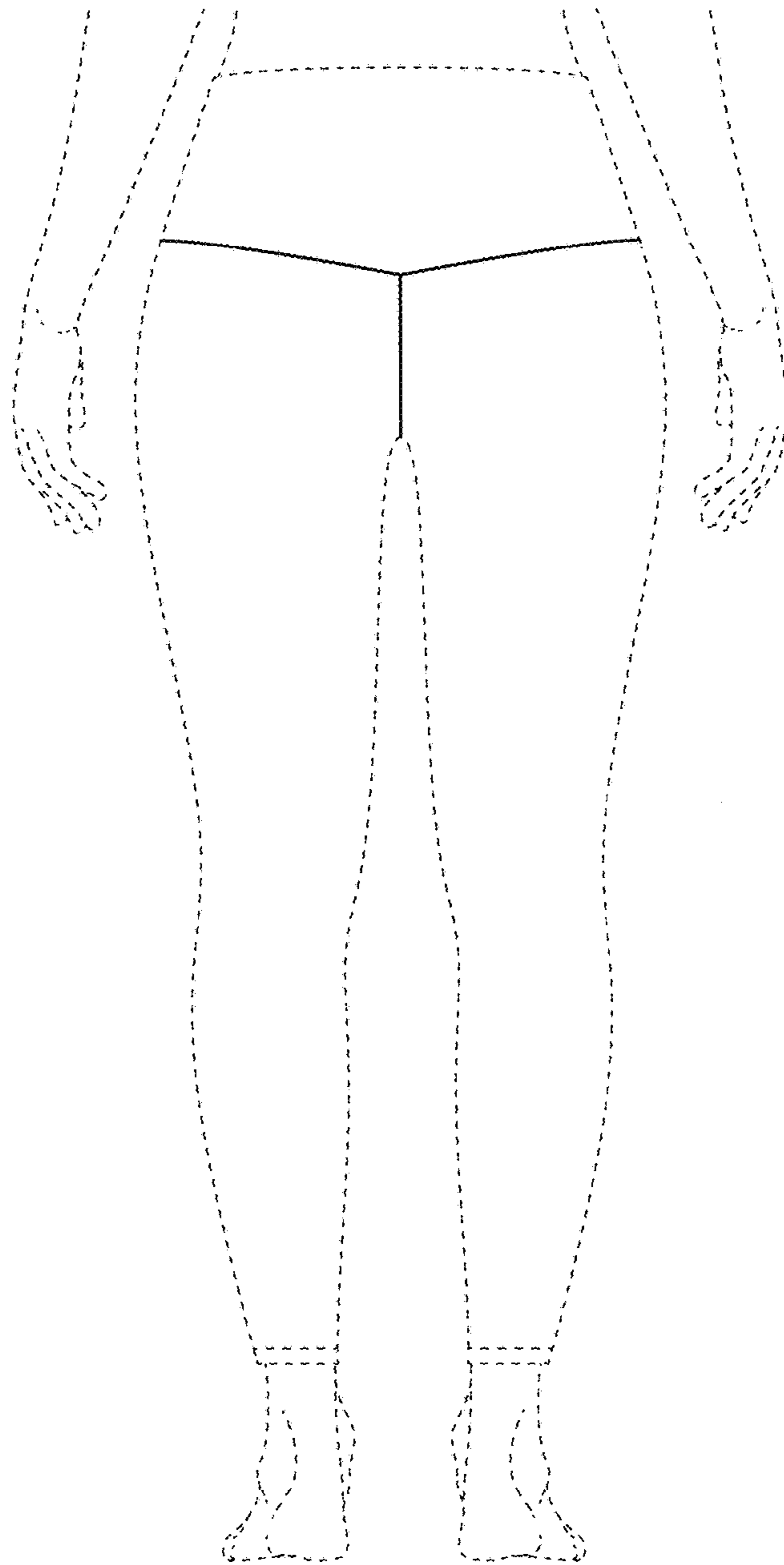


FIG. 7