



US00D857317S

(12) **United States Design Patent**
Bockos et al.

(10) **Patent No.: US D857,317 S**

(45) **Date of Patent: ** Aug. 20, 2019**

(54) **LAUNDRY MACHINE DISPENSER DRAWER**

(71) Applicant: **Electrolux Home Products, Inc.**,
Charlotte, NC (US)

(72) Inventors: **Giancarlo Bockos**, Charlotte, NC (US);
Helena Romito, Spilimbergo (IT);
Daniele Da Riol, Cordenons (IT);
Mauro Cinello, Codroipo (IT)

(73) Assignee: **Electrolux Home Products, Inc.**,
Charlotte, NC (US)

(**) Term: **15 Years**

(21) Appl. No.: **29/630,812**

(22) Filed: **Dec. 22, 2017**

(51) **LOC (12) Cl. 15-05**

(52) **U.S. Cl.**
USPC **D32/29.1**

(58) **Field of Classification Search**
USPC D32/1, 5, 6, 8, 10, 25, 28, 29, 29.1;
D6/663, 705; 68/3 R, 19.1, 20, 139;
D7/348-349

CPC B60L 15/2009; D06F 39/045; D06F 29/00;
D06F 39/022; D06F 33/02; D06F 35/006;
D06F 25/00; D06F 39/12; D06F 39/14;
D06F 29/005; D06F 2204/065; A47L
15/4418

See application file for complete search history.

(56) **References Cited**

U.S. PATENT DOCUMENTS

D232,187 S * 7/1974 McColloms D32/25
D504,568 S * 5/2005 Willison D3/310
D563,673 S * 3/2008 Dretzka D3/304
7,428,831 B2 * 9/2008 Cho D06F 39/02
68/17 R
D625,520 S * 10/2010 Greene, Jr. D3/304

7,827,831 B2 * 11/2010 Bolduan D06F 39/02
68/17 R

D629,168 S 12/2010 Park et al.
D637,371 S 5/2011 Sim et al.
8,322,169 B2 * 12/2012 Kendall D06F 29/00
68/13 R

D683,505 S * 5/2013 Chung D32/29.1
D697,681 S * 1/2014 Chung D32/29.1
D779,149 S * 2/2017 Chap D18/4.4

(Continued)

FOREIGN PATENT DOCUMENTS

CN 300718846 12/2007
CN 301861071 3/2012

(Continued)

OTHER PUBLICATIONS

Dispenser Drawer posted by Electrolux posted date Jul. 10, 2014, © Amazon, [online], [site visited Mar. 18, 2019]. Available from Internet, <https://www.amazon.com/Electrolux-137440406-Dispenser-Drawer/dp/B00LOX2GTA> (Year: 2014).*

(Continued)

Primary Examiner — Cynthia Ramirez

Assistant Examiner — Laura H Yu

(74) *Attorney, Agent, or Firm* — Banner & Witcoff, Ltd.

(57) **CLAIM**

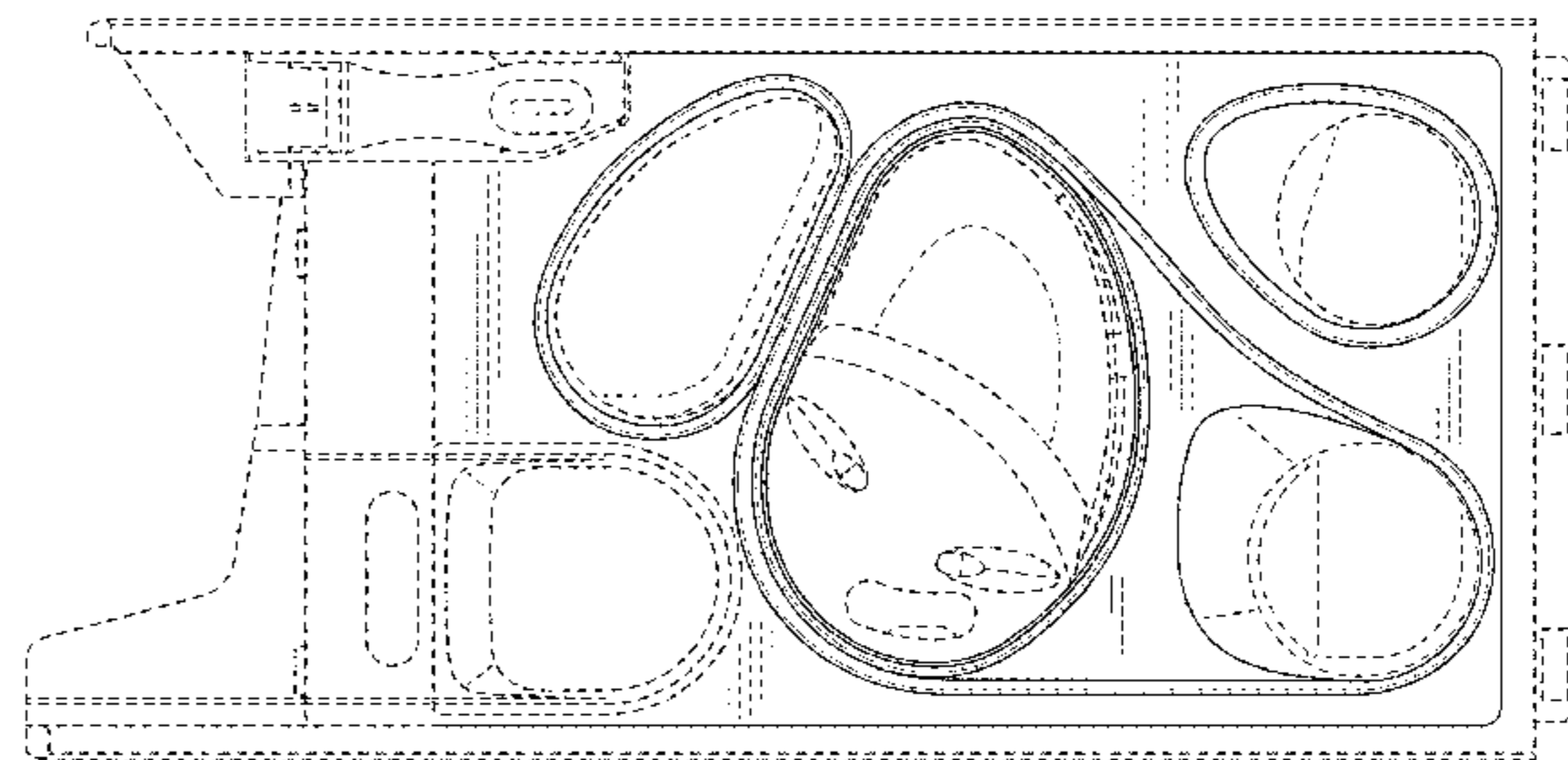
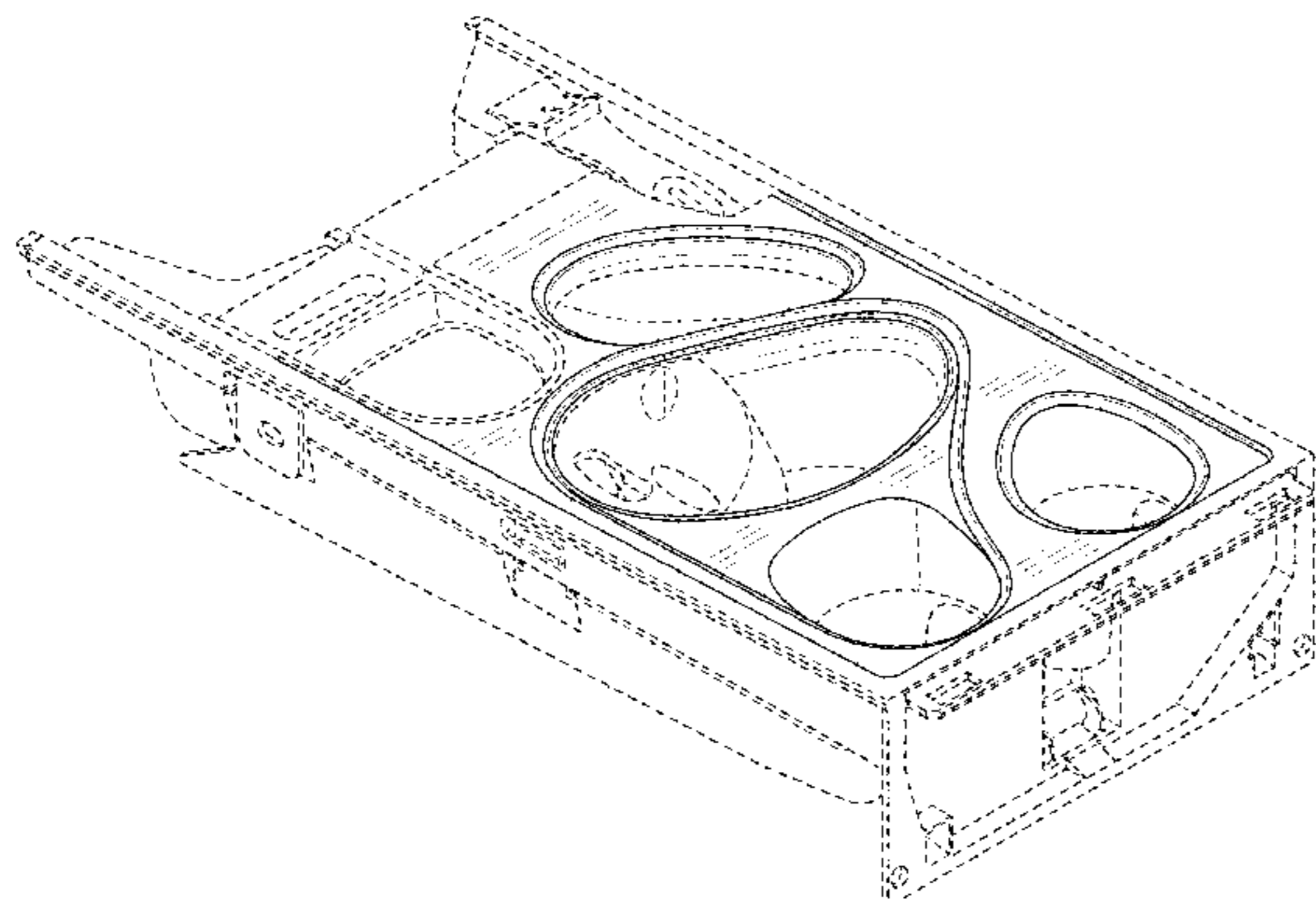
The ornamental design for a laundry machine dispenser drawer, as shown and described.

DESCRIPTION

FIG. 1 is a front perspective view of the laundry machine dispenser drawer showing our new design; and, FIG. 2 is a top view thereof.

The broken lines in the figures illustrate portions of the laundry machine dispenser drawer that form no part of the claimed design.

1 Claim, 2 Drawing Sheets



(56)

References Cited

U.S. PATENT DOCUMENTS

2010/0095712 A1* 4/2010 Kim D06F 39/02
68/12.18
2017/0183807 A1* 6/2017 Cinello D06F 37/22
2017/0356119 A1* 12/2017 Favaro A47B 88/90

FOREIGN PATENT DOCUMENTS

CN	302993690	11/2014
CN	303233040	6/2015
CN	303309237	7/2015
DE	40501650-0001	7/2005
DE	40501650-0002	7/2005
DE	40501650-0003	7/2005
DE	40501650-0004	7/2005
EP	001742230-0001	8/2010
KR	300497248.0000	6/2008
KR	300531795.0000	6/2009
KR	300531800.0000	6/2009
WO	D087295-007	8/2015
WO	D087295-009	8/2015

OTHER PUBLICATIONS

Washing Machine posted by Cindy Bailen posted date Jan. 10, 2018, © Reviewed.Com, [online], [site visited Mar. 18, 2019]. Available from Internet, <https://www.reviewed.com/laundry/content/believe-it-the-way-you-do-laundry-is-about-to-change> (Year: 2018).*

Detergent Drawer posted by HotPoint posted date Aug. 21, 2013, © Amazon UK, [online], [site visited Mar. 18, 2019]. Available from Internet, <https://www.amazon.co.uk/Hotpoint-WMD940PUK-RA-WMD942GUK-R-Detergent-Dispenser> (Year: 2013).*

* cited by examiner

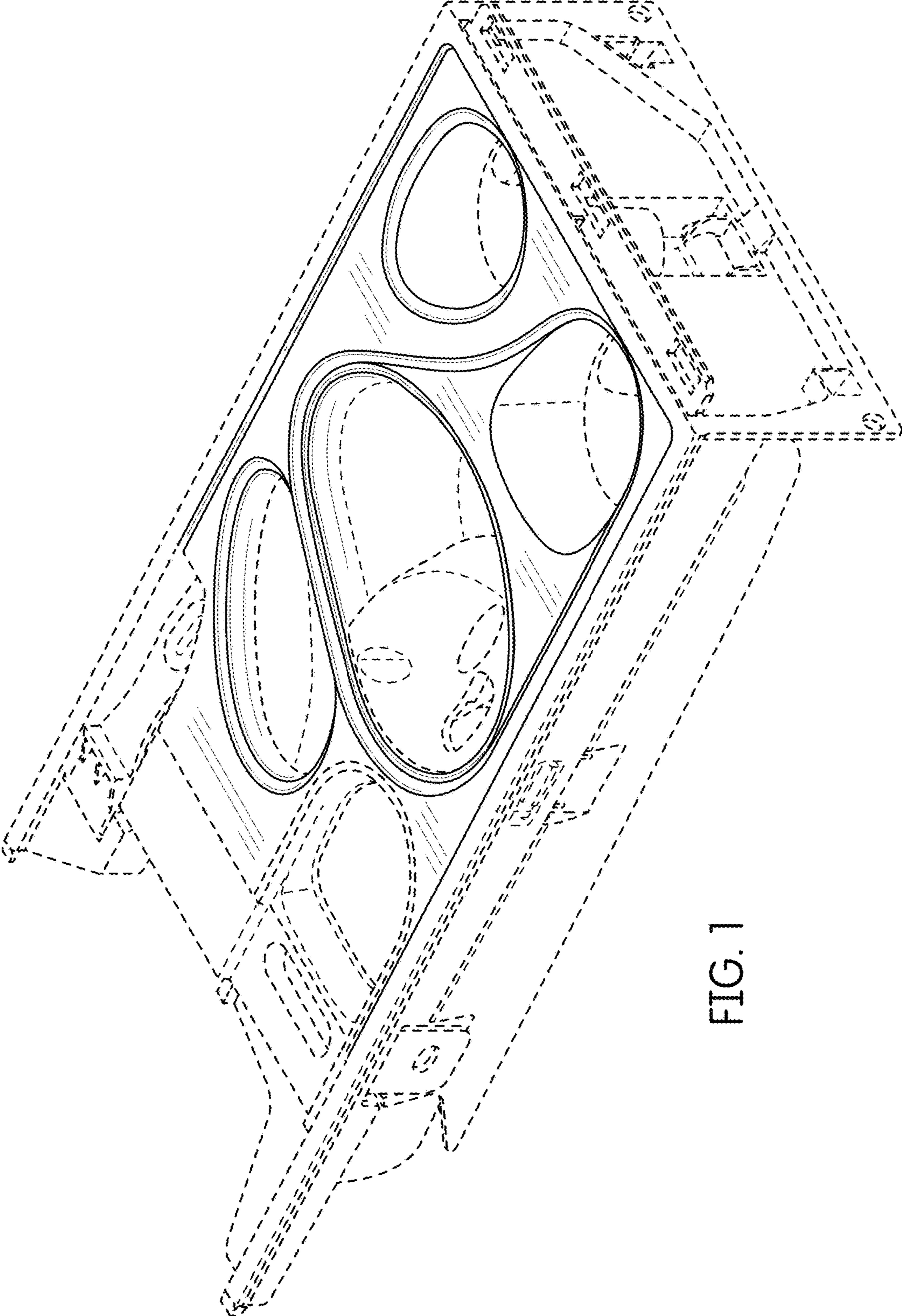


FIG. 1

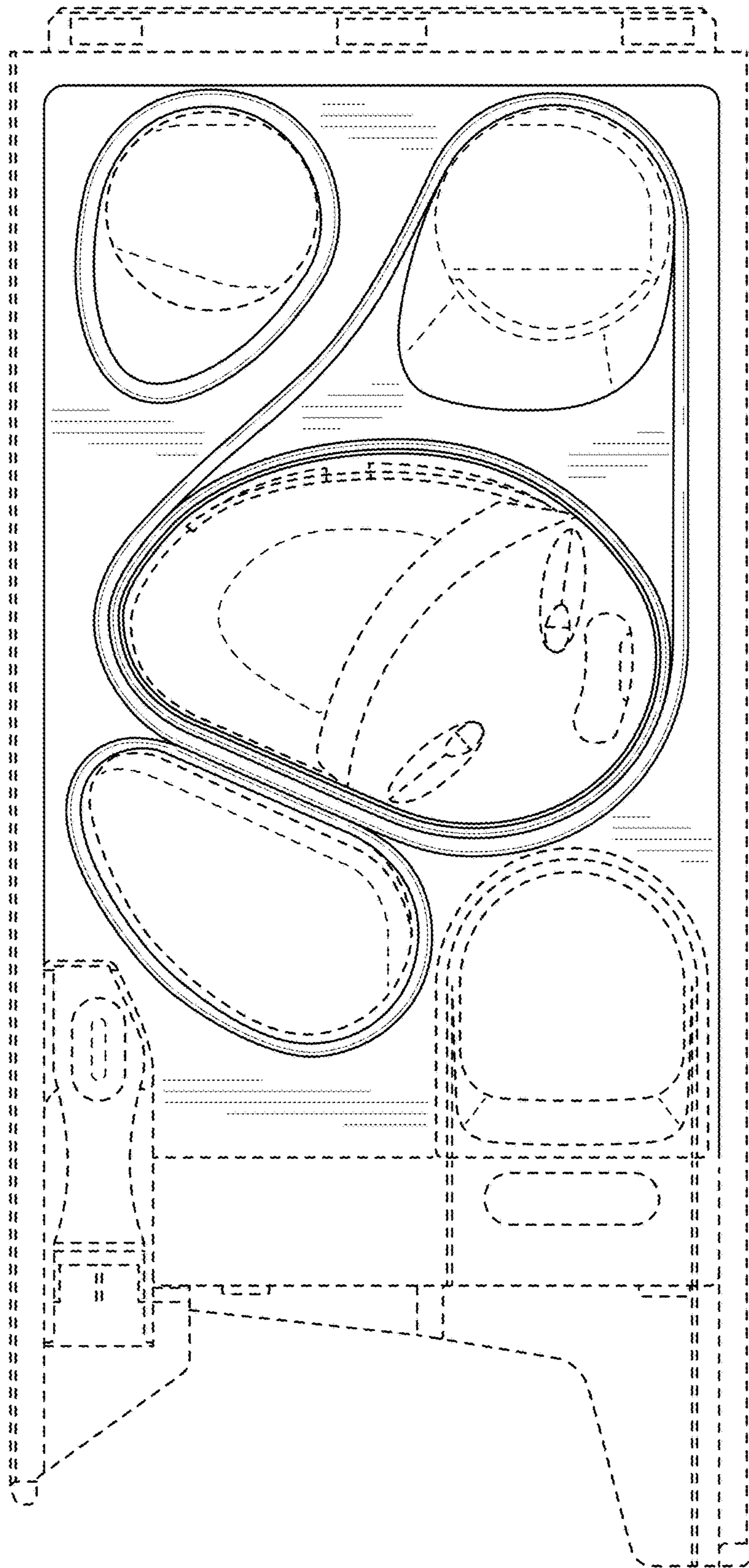


FIG. 2