

US00D857312S

(12) **United States Design Patent** (10) **Patent No.:** **US D857,312 S**  
**Chavana, Jr. et al.** (45) **Date of Patent:** **\*\* Aug. 20, 2019**

(54) **SURFACE CLEANING DEVICE HANDLE**

11/4036; A47L 11/201; A47L 11/202;  
A47L 11/307; A47L 11/34

See application file for complete search history.

(71) Applicant: **Rug Doctor, LLC**, Plano, TX (US)

(72) Inventors: **Ernest Matthew Chavana, Jr.**, Villa Ridge, MO (US); **Richard Foster**, Powell, OH (US); **Stanley Anderson**, Fenton, MO (US); **Christopher Terpstra**, Frisco, TX (US); **Jan Valentic**, Plano, TX (US); **Xintao Ma**, Suzhou (CN)

(56) **References Cited**

U.S. PATENT DOCUMENTS

D334,447 S \* 3/1993 Rohn ..... D32/34  
5,491,862 A \* 2/1996 Hurley ..... F23J 3/026  
15/104.066  
5,716,076 A \* 2/1998 Tamborini ..... A47L 9/242  
15/321

(Continued)

OTHER PUBLICATIONS

Pro Deep Stain Cleaner posted by Rug Doctor posted date unknown, © Amazon, [online], [site visited Nov. 21, 2018]. Available from Internet, [https://www.amazon.com/gp/product/B07953G6TZ/ref=s9\\_dcacsd\\_dcoop\\_bw\\_c\\_x\\_3\\_w](https://www.amazon.com/gp/product/B07953G6TZ/ref=s9_dcacsd_dcoop_bw_c_x_3_w) (Year: 2018).\*

(Continued)

*Primary Examiner* — Cynthia Ramirez

*Assistant Examiner* — Laura H Yu

(74) *Attorney, Agent, or Firm* — Hauptman Ham, LLP

(73) Assignee: **JPMORGAN CHASE BANK, N.A.**, Dallas, TX (US)

(\*\*) Term: **15 Years**

(21) Appl. No.: **29/618,155**

(22) Filed: **Sep. 19, 2017**

(51) **LOC (12) Cl.** ..... **15-05**

(52) **U.S. Cl.**  
USPC ..... **D32/17; D32/15; D32/24**

(58) **Field of Classification Search**

USPC ... D32/1, 14, 25, 34, 35, 15, 17, 18, 31, 39,  
D32/49, 51, 52, 71, 72; D23/223, 224;  
D6/524; D28/7; 4/255.05, 255.01,  
4/255.12, 255.09, 255.11; 15/406,  
15/104.05, 104.31, 104.32, 104.33;  
D8/51, 70

CPC .. E03D 9/00; E03C 1/30; E03C 1/308; A47K  
11/10; E03F 9/005; B08B 9/045; A47L  
11/4075; A47L 11/4002; A47L 11/4044;  
A47L 11/4072; A47L 11/4008; A47L

(57) **CLAIM**

The ornamental design for a surface cleaning device handle, as shown and described.

**DESCRIPTION**

FIG. 1 is a perspective view of a surface cleaning device handle showing our design;  
FIG. 2 is a rear view of the surface cleaning device handle of FIG. 1;  
FIG. 3 is a front view of the surface cleaning device handle of FIG. 1;  
FIG. 4 is a right side view of surface cleaning device handle of FIG. 1;  
FIG. 5 is a left side view of the surface cleaning device handle of FIG. 1;  
FIG. 6 is a top view of the surface cleaning device handle of FIG. 1; and,

(Continued)

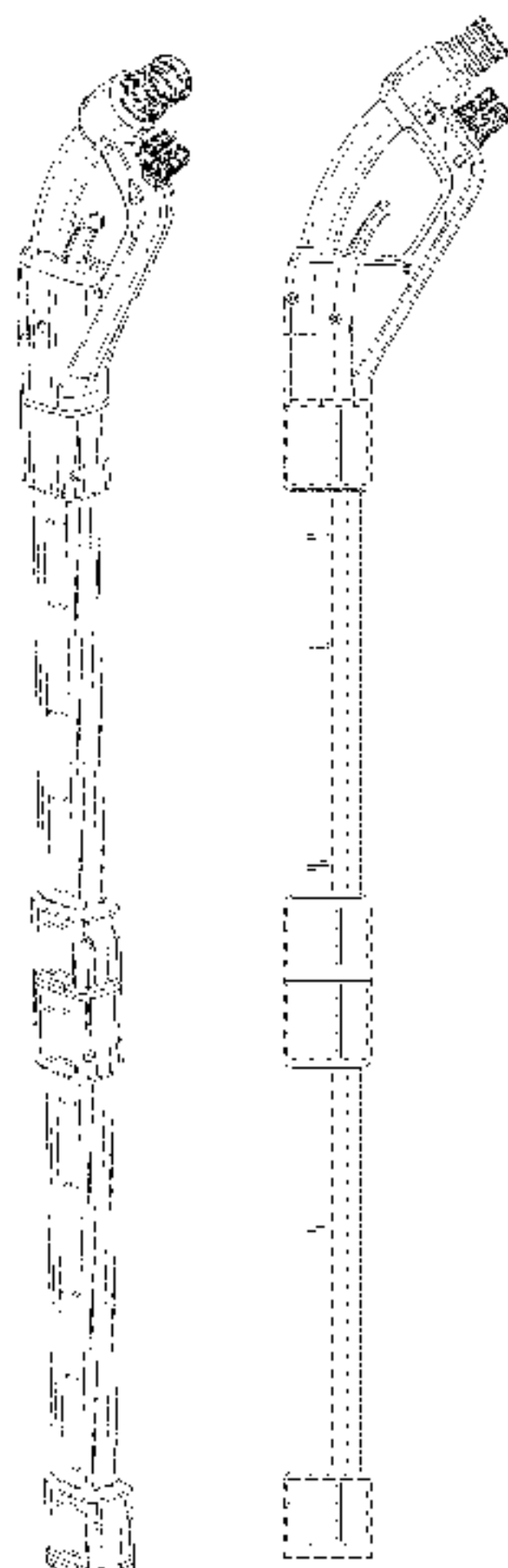


FIG. 7 is a bottom view of the surface cleaning device handle of FIG. 1.

The broken lines in the figures illustrate portions of the surface cleaning device handle and form no part of the claimed design.

**1 Claim, 4 Drawing Sheets**

(56)

**References Cited**

U.S. PATENT DOCUMENTS

5,970,573 A \* 10/1999 Lahaye ..... A47L 7/0009  
 15/321  
 D431,335 S \* 9/2000 Mehaffey ..... D32/34  
 D513,101 S \* 12/2005 Allard ..... D32/32  
 D521,198 S \* 5/2006 Byrne ..... D32/15  
 D561,415 S \* 2/2008 Tavano ..... D32/34  
 D566,359 S \* 4/2008 Houghton ..... D32/34  
 D571,965 S \* 6/2008 Tullney ..... D32/15

D591,918 S \* 5/2009 Vaggas ..... D32/22  
 D611,665 S \* 3/2010 Braithwaite ..... D32/18  
 D625,573 S \* 10/2010 Bonzer ..... D8/107  
 D635,728 S \* 4/2011 Fjellman ..... D32/22  
 D644,384 S \* 8/2011 Santiago ..... D32/34  
 D652,188 S \* 1/2012 Escobar ..... D32/32  
 D682,496 S \* 5/2013 Bassett ..... D32/22  
 D739,622 S \* 9/2015 Johnson ..... D32/34  
 D772,512 S \* 11/2016 Yoon ..... D32/34  
 D796,132 S \* 8/2017 Yoon ..... D32/31  
 2004/0226130 A1\* 11/2004 Oh ..... A47L 9/104  
 15/353  
 2010/0050367 A1\* 3/2010 Tsai ..... A47L 13/22  
 15/320

OTHER PUBLICATIONS

Intro to Pro Deep Attachments posted by Rug Doctor posted date Oct. 5, 2017, © YouTube, [online], [site visited Nov. 21, 2018]. Available from Internet, <https://www.youtube.com/watch?v=-ibyCd4iRX8> (Year: 2017).\*

\* cited by examiner

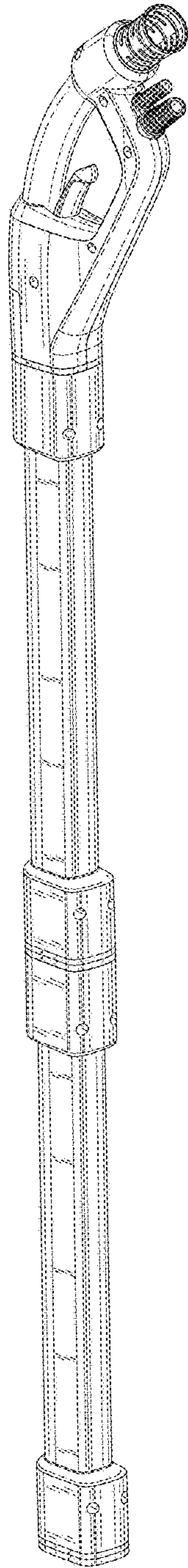


FIG. 1

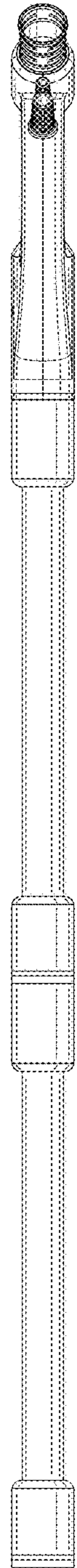


FIG. 2

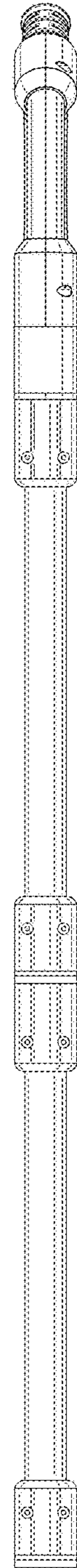


FIG. 3

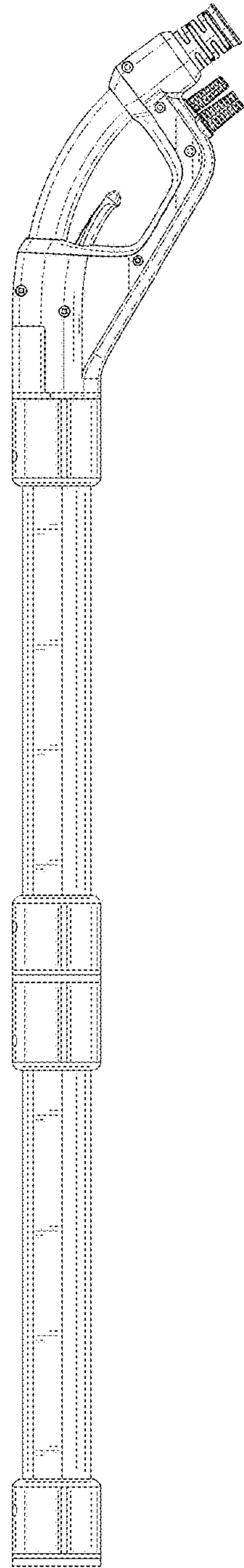


FIG. 4

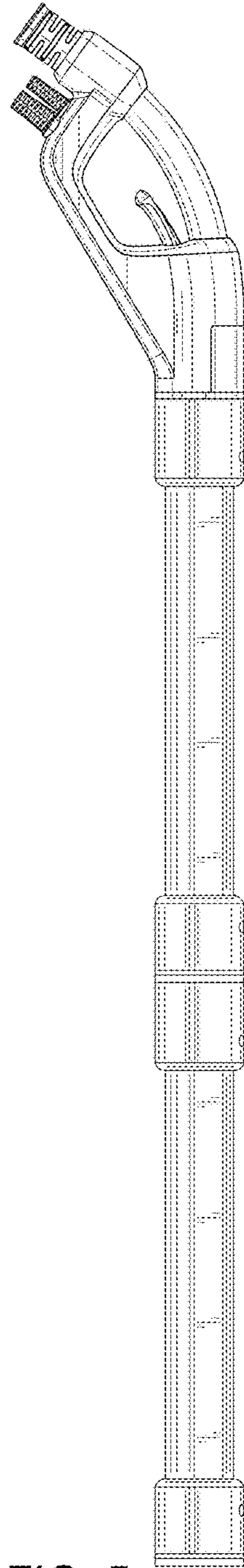


FIG. 5



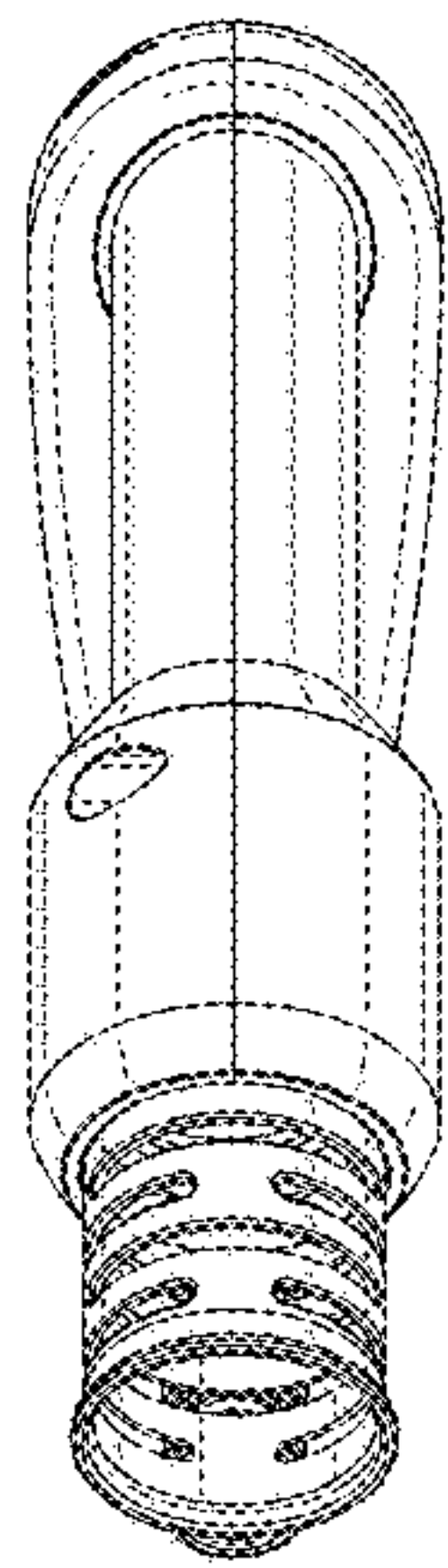


FIG. 6

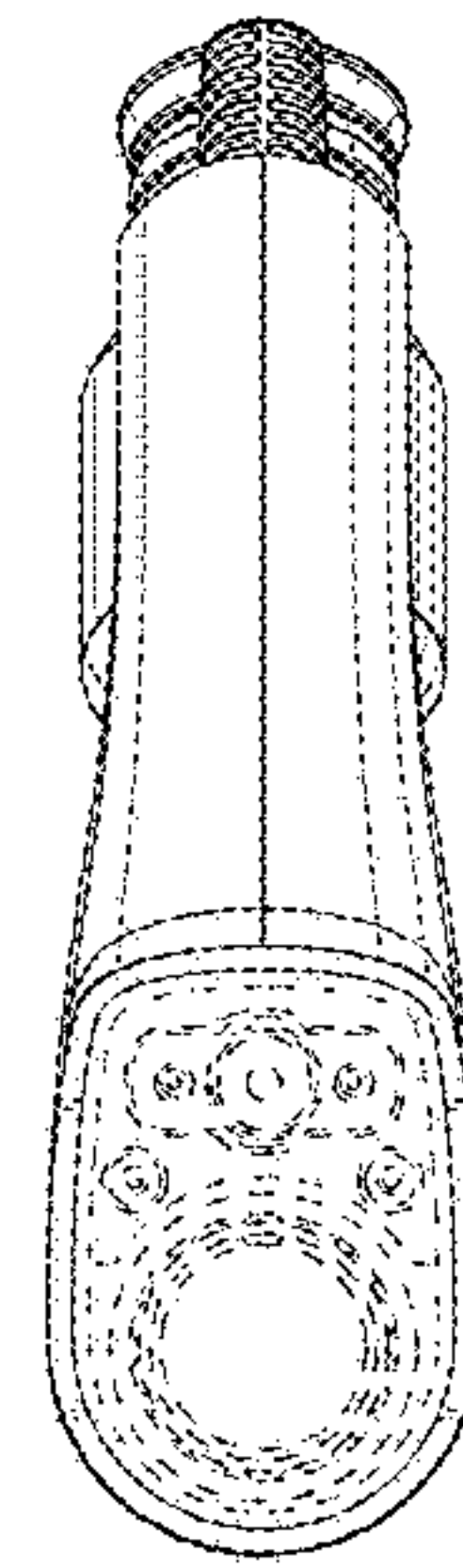


FIG. 7