



US00D857310S

(12) **United States Design Patent** (10) **Patent No.:** **US D857,310 S**
Carlson, Jr. et al. (45) **Date of Patent:** **** Aug. 20, 2019**

(54) **DISHWASHER SMALL APPLIANCE CASE**

(71) Applicant: **SiliSmile, LLC**, Hopkins, MN (US)

(72) Inventors: **Robert W. Carlson, Jr.**, Naples, FL (US); **Ted E. Ahrenholtz**, Minnetonka, MN (US)

(73) Assignee: **Silismile, LLC**, Hopkins, MN (US)

(**) Term: **15 Years**

(21) Appl. No.: **29/639,739**

(22) Filed: **Mar. 8, 2018**

(51) **LOC (12) Cl.** **15-05**

(52) **U.S. Cl.**
USPC **D32/3**

(58) **Field of Classification Search**
USPC D32/1-3, 5-6, 25, 28, 29.1, 30;
D3/203.1, 205, 201, 203, 206; D28/76;
D24/227
CPC A47L 15/505; A61C 17/036; A61L 2/26;
B08B 11/02
See application file for complete search history.

5,840,261 A	11/1998	Monch	
D404,644 S *	1/1999	Meeker	D24/227
6,371,642 B1	4/2002	Nelson et al.	
D487,601 S *	3/2004	Gibis	D32/29.1
6,705,333 B1	3/2004	Pourcho	
D489,440 S *	5/2004	Anderson	D23/366
D490,945 S	6/2004	Gomez et al.	
D496,154 S *	9/2004	Herman	D3/203.1
D498,566 S	11/2004	Schick et al.	
6,814,091 B2	11/2004	McConnell et al.	
6,915,808 B2	7/2005	McConnell et al.	
D521,722 S *	5/2006	Lesniak	D3/205
D522,233 S *	6/2006	Lesniak	D3/205
D531,764 S	11/2006	Gibis et al.	
D563,611 S *	3/2008	Ahrenholtz	D32/3
D652,250 S *	1/2012	Regan	D7/396.2
2003/0029465 A1	2/2003	Strickland et al.	
2009/0038656 A1	2/2009	Ahrenholtz et al.	

* cited by examiner

Primary Examiner — Michelle E. Wilson
(74) *Attorney, Agent, or Firm* — Schroeder & Siegfried, P.A.

(57) **CLAIM**

The ornamental design for a dishwasher small appliance case, as shown and described.

(56) **References Cited**

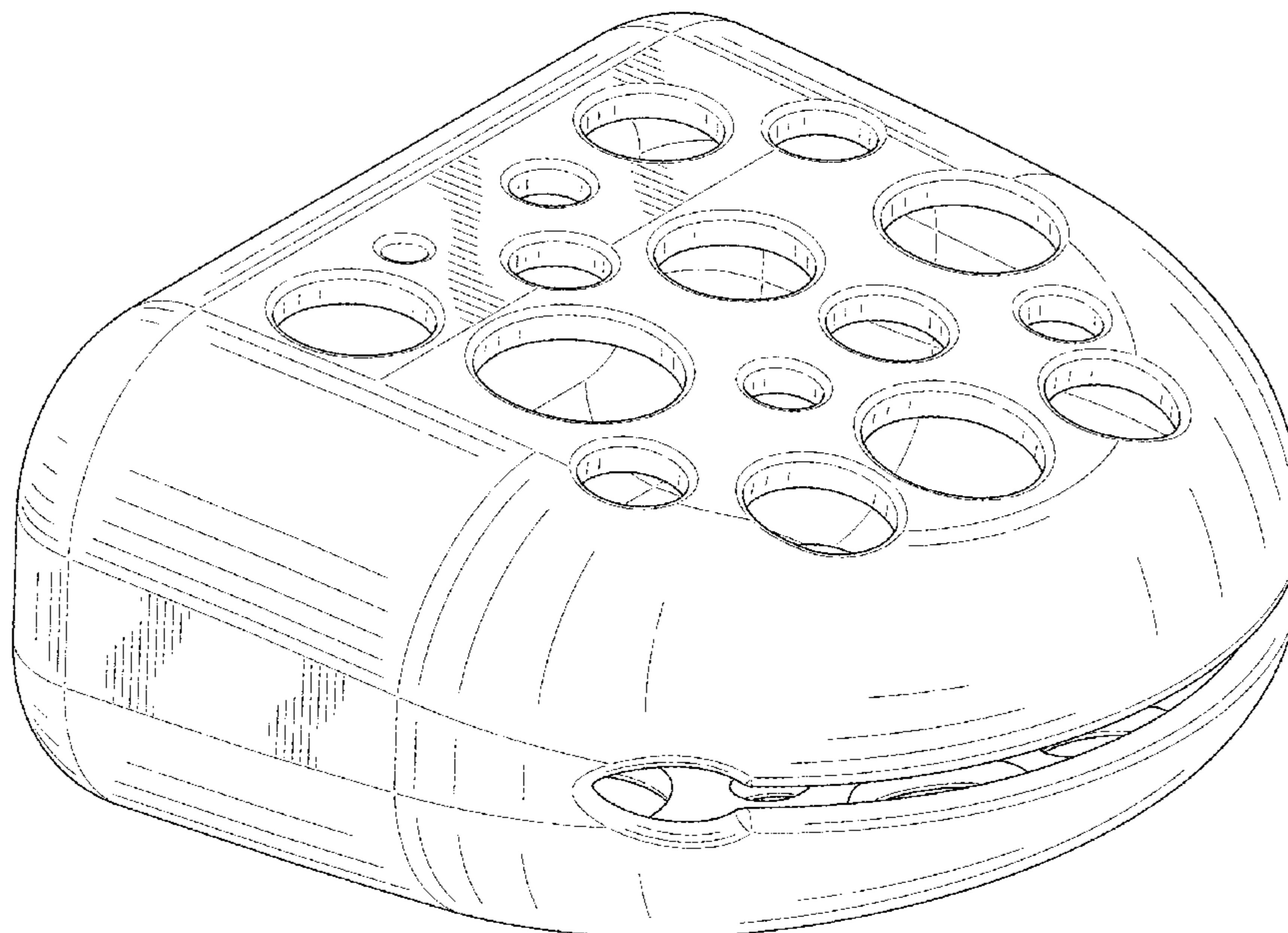
U.S. PATENT DOCUMENTS

3,562,078 A	2/1971	Zumstein	
4,512,489 A	4/1985	Green et al.	
4,732,291 A	3/1988	McConnell	
D315,954 S *	4/1991	Berland	D24/176
D334,975 S *	4/1993	Bunce	D23/366
5,201,225 A	4/1993	Takahashi et al.	
5,209,784 A	5/1993	Bellman	
5,305,876 A	4/1994	Brigham	
5,320,429 A	6/1994	Toyosawa	
D396,903 S *	8/1998	Leu	D32/29.1

DESCRIPTION

FIG. 1 is a perspective view of a dishwasher small appliance case showing my new design;
FIG. 2 is a front elevational view;
FIG. 3 is a rear elevational view;
FIG. 4 is a right side elevational view, the left side being the mirror image thereof; and,
FIG. 5 is a top plan view, the bottom being the mirror image thereof.

1 Claim, 4 Drawing Sheets



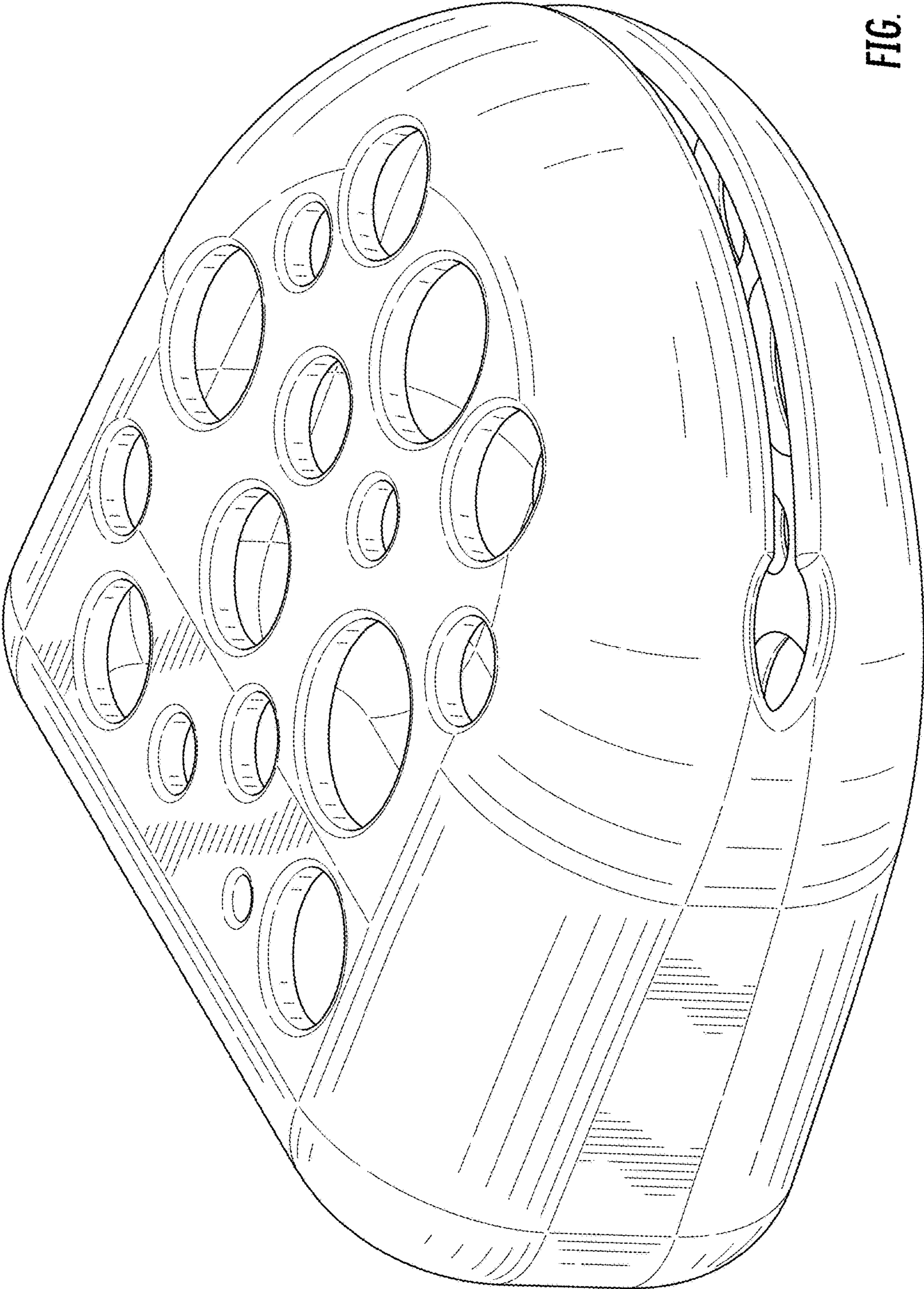


FIG. 1

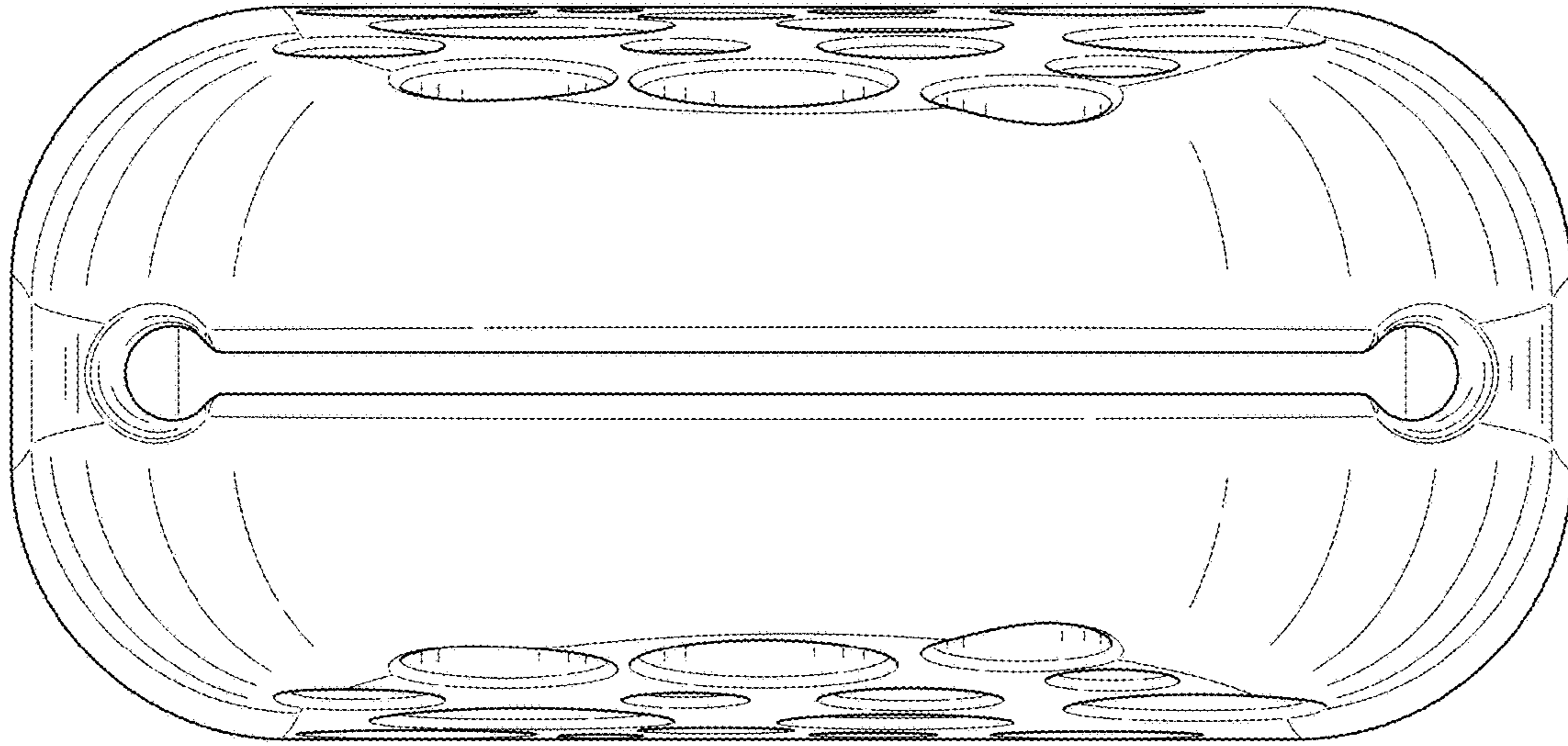


FIG. 2

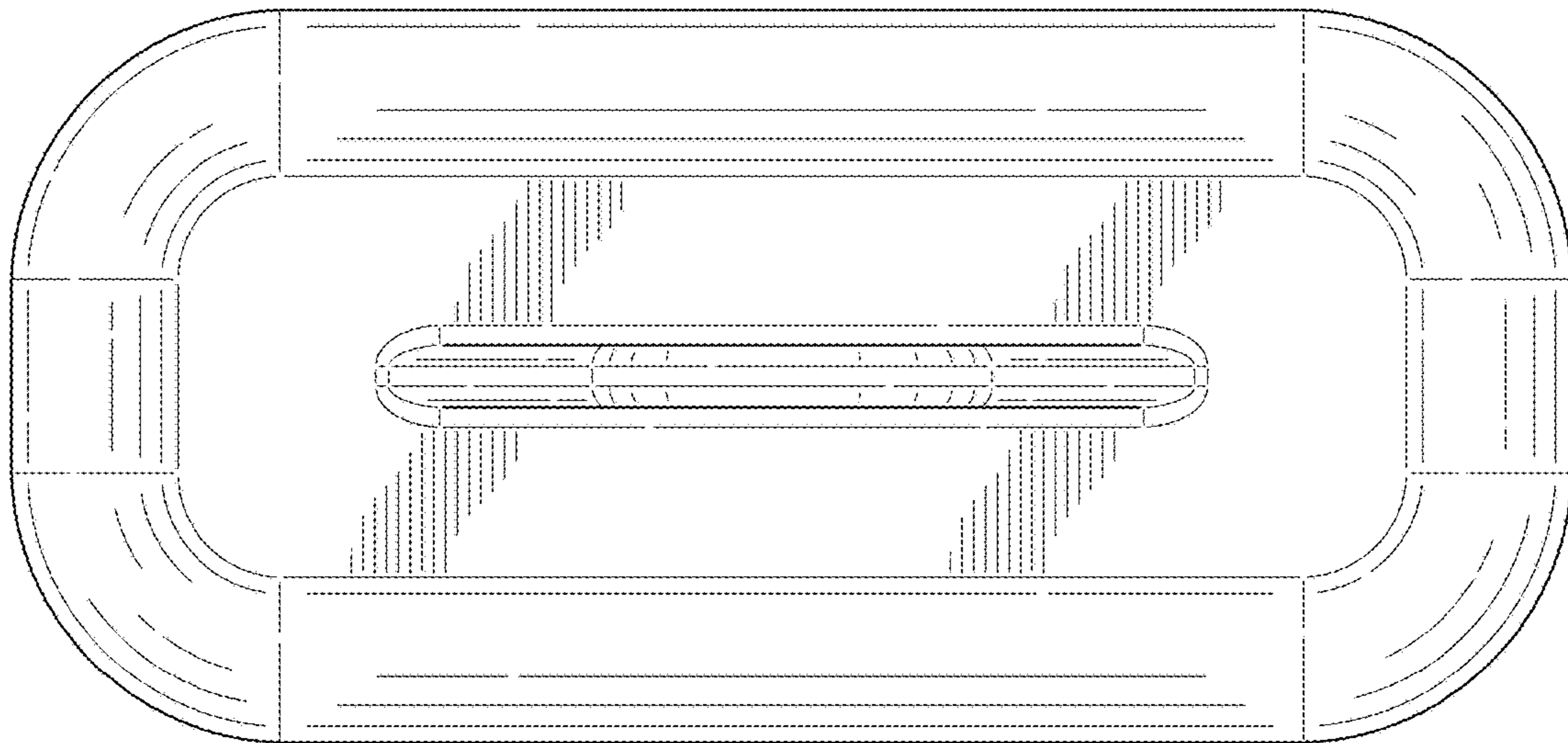


FIG. 3

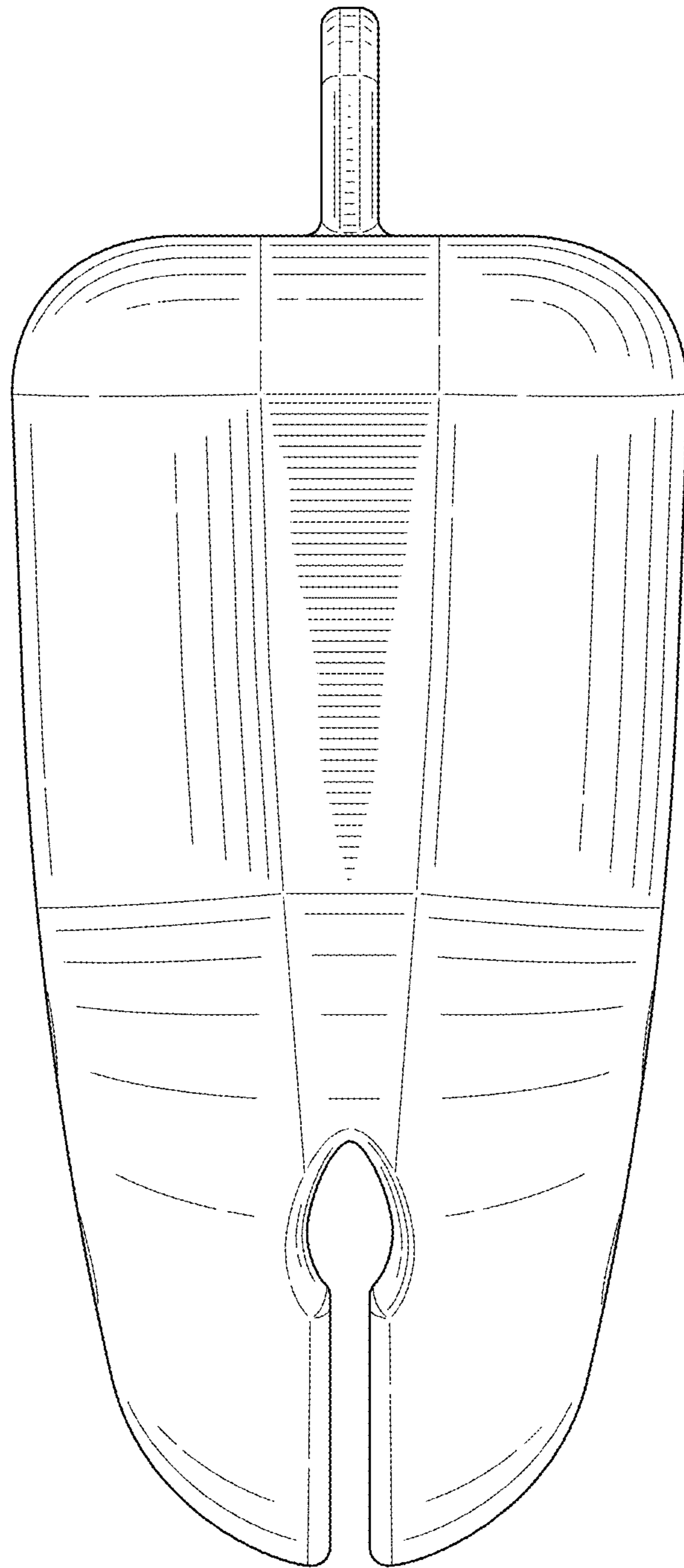


FIG. 4

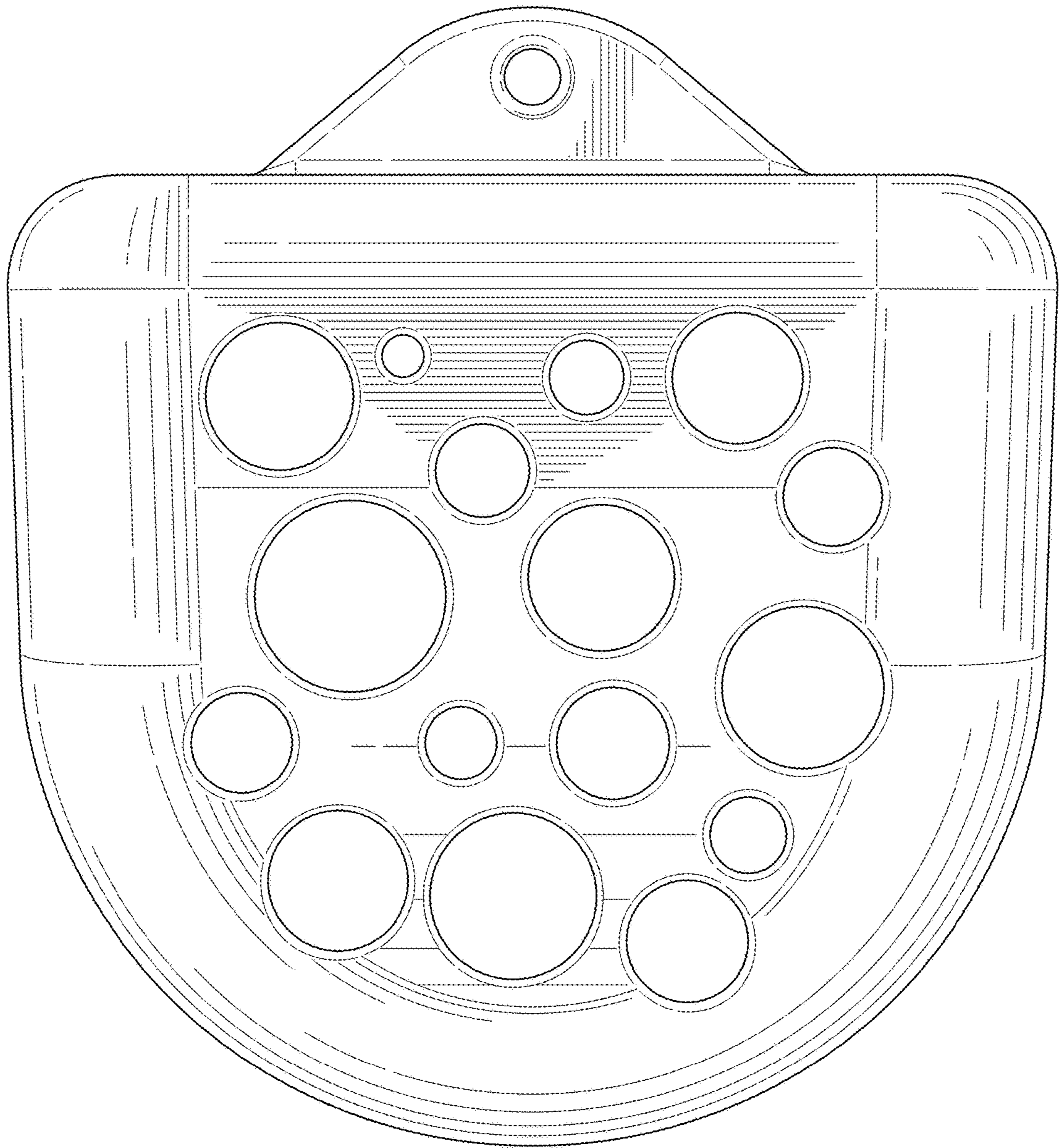


FIG. 5