



US00D857298S

(12) **United States Design Patent** (10) **Patent No.:** **US D857,298 S**
De (45) **Date of Patent:** **** Aug. 20, 2019**

(54) **ELECTRIC TRIMMER**
(71) Applicant: **Panasonic Intellectual Property Management Co., Ltd., Osaka (JP)**
(72) Inventor: **Pinakesh De, Kyoto (JP)**
(73) Assignee: **Panasonic Intellectual Property Management Co., Ltd., Osaka (JP)**
(**) Term: **15 Years**

(21) Appl. No.: **29/658,117**
(22) Filed: **Jul. 27, 2018**
(51) **LOC (12) Cl.** **28-03**
(52) **U.S. Cl.**
USPC **D28/53**
(58) **Field of Classification Search**
USPC D28/44, 44.1, 49, 51-54, 50
CPC B26B 19/00-107; B26B 19/12-18; B26B 19/38-3893; A45D 26/0023-0038; A45D 26/0042-0052
See application file for complete search history.

(56) **References Cited**

U.S. PATENT DOCUMENTS

4,138,809	A *	2/1979	Pires	B26B 19/20
					30/200
D352,355	S *	11/1994	Schneider	D28/10
D378,705	S *	4/1997	Izumi	D28/53
D429,378	S *	8/2000	Wu	D28/24
D495,833	S *	9/2004	McCambridge	D28/53
D509,026	S *	8/2005	Leventhal	D28/53
D514,258	S *	1/2006	Khubani	D28/53
D516,245	S *	2/2006	Ohta	D28/49
D561,941	S *	2/2008	Khubani	D28/53
D569,552	S *	5/2008	Marquez	D28/53
D696,461	S *	12/2013	Prat-Pfister	D28/53
D717,491	S *	11/2014	Stowers	D28/49
D728,159	S *	4/2015	Szymanski	D28/49

D799,752	S *	10/2017	Mori	D28/53
D800,387	S *	10/2017	Ino	D28/53
2005/0144783	A1 *	7/2005	Yiu	B26B 19/00
					30/29.5
2018/0207817	A1 *	7/2018	Wang	B26B 19/06
2018/0333875	A1 *	11/2018	Lau	B26B 19/06

* cited by examiner

Primary Examiner — Jennifer Rivard

(74) *Attorney, Agent, or Firm* — Panasonic IP Management; Kerry S. Culpepper

(57) **CLAIM**

I claim the ornamental design for an electric trimmer, as shown and described.

DESCRIPTION

FIG. 1 is a front perspective view of a first embodiment of an electric trimmer of the present invention;
FIG. 2 is a front view thereof;
FIG. 3 is a rear view thereof;
FIG. 4 is a first side view thereof;
FIG. 5 is a second side view thereof;
FIG. 6 is a top view thereof; and,
FIG. 7 is a bottom view.
FIG. 8 is a front perspective view of a second embodiment of an electric trimmer of the present invention;
FIG. 9 is a front view thereof;
FIG. 10 is a rear view thereof;
FIG. 11 is a first side view thereof;
FIG. 12 is a second side view thereof;
FIG. 13 is a top view thereof; and,
FIG. 14 is a bottom view thereof.
The broken lines illustrate a portion of the electric trimmer and form no part of the claimed design.

1 Claim, 14 Drawing Sheets




FIG. 1

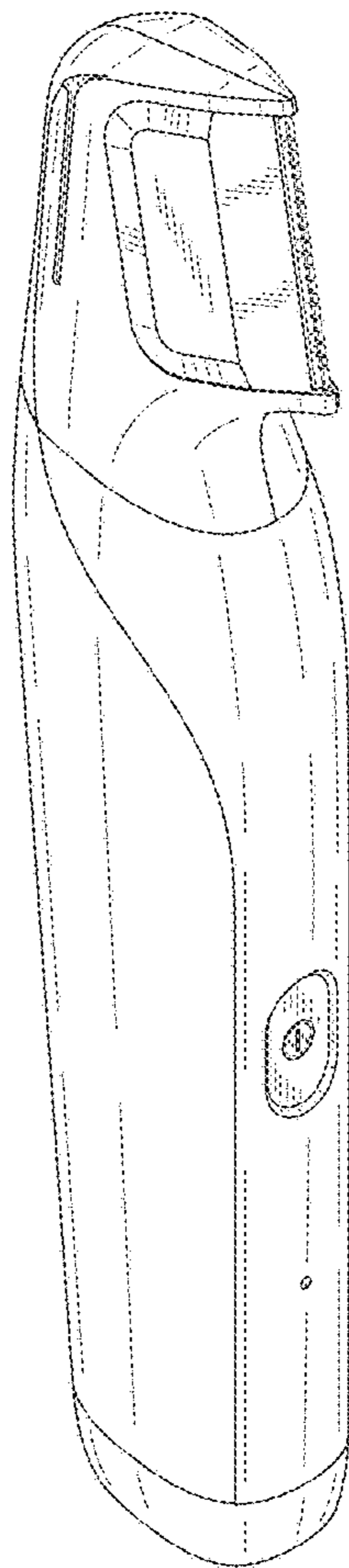


FIG. 2

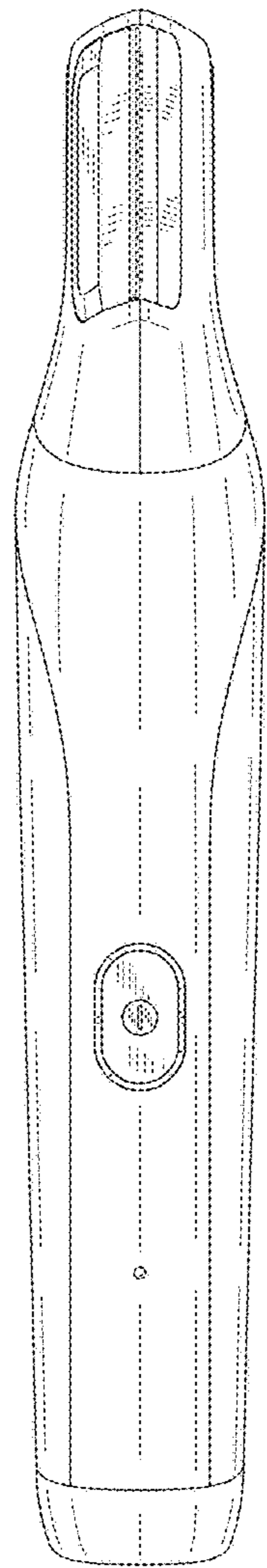


FIG. 3




FIG. 4

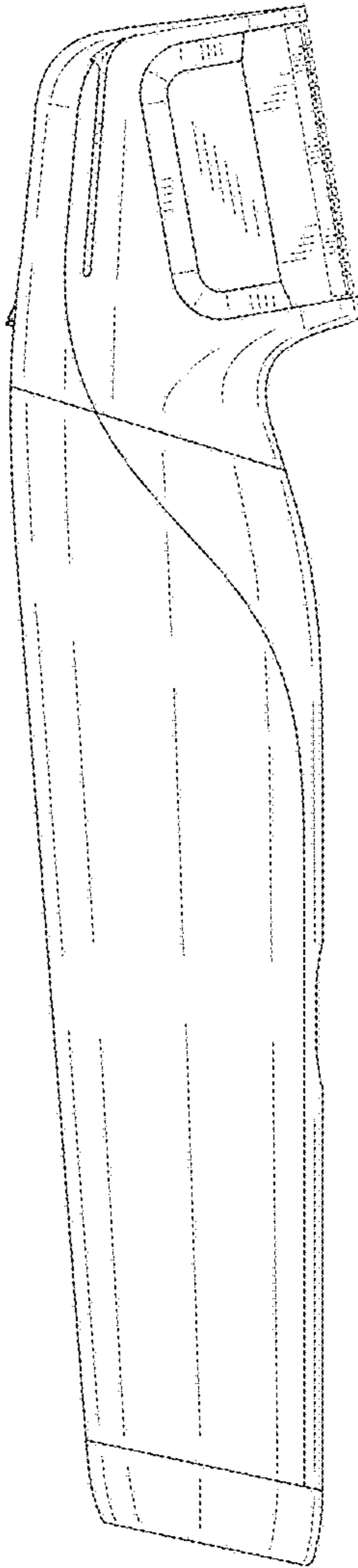


FIG. 5

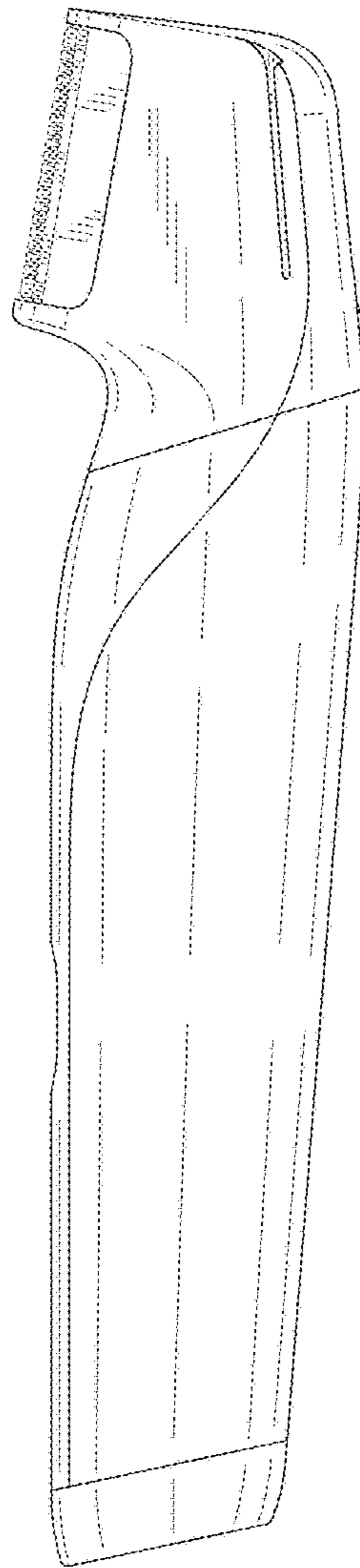


FIG. 6

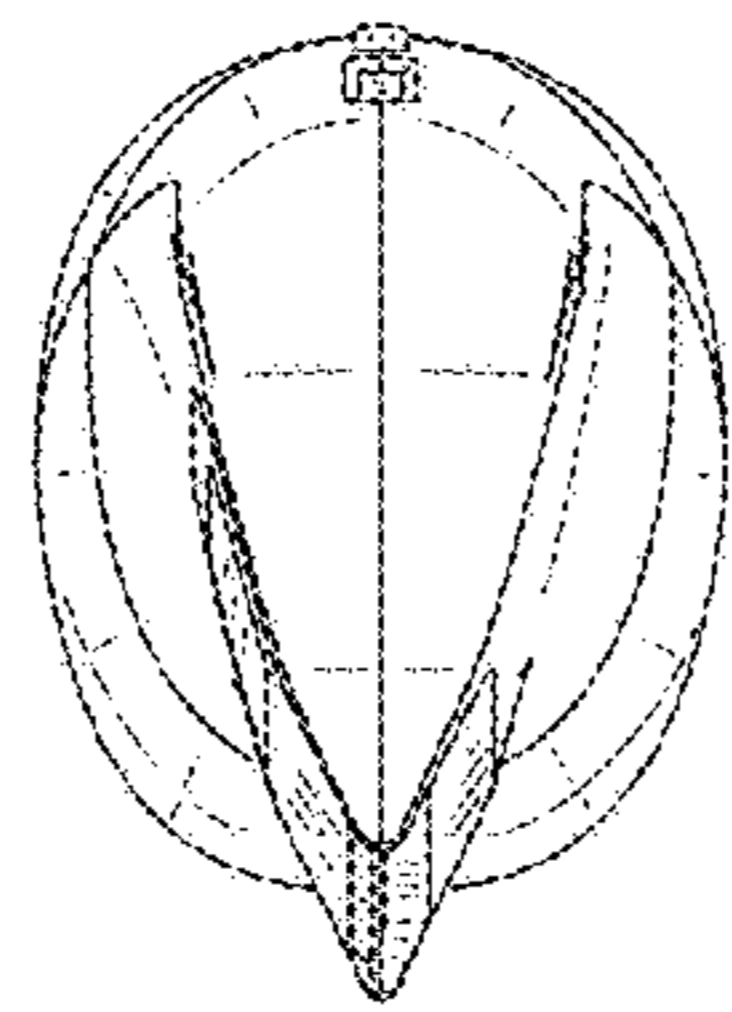


FIG. 7

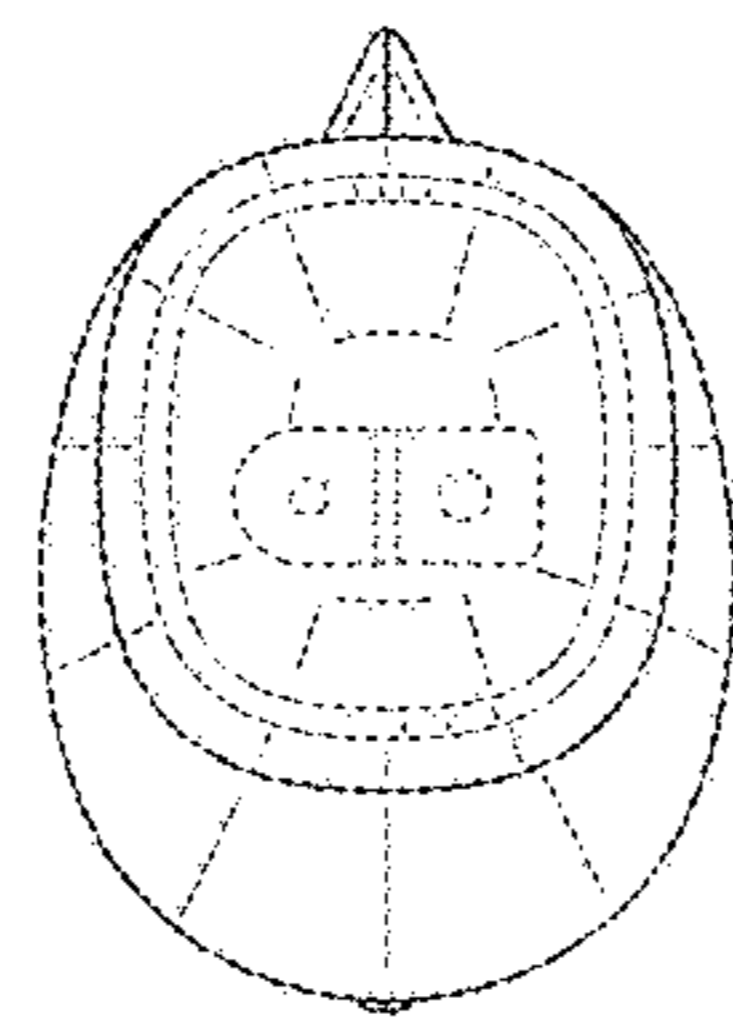


FIG. 8

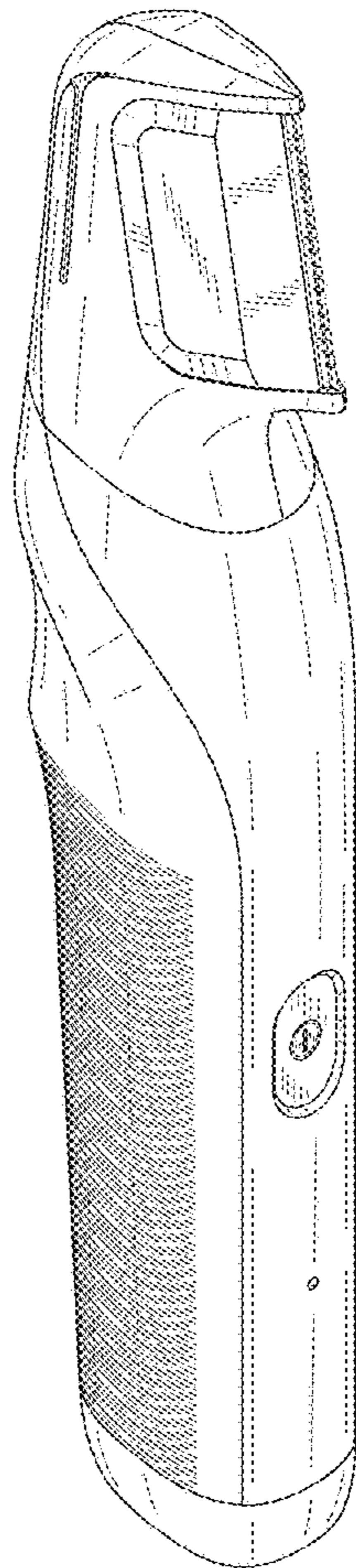


FIG. 9

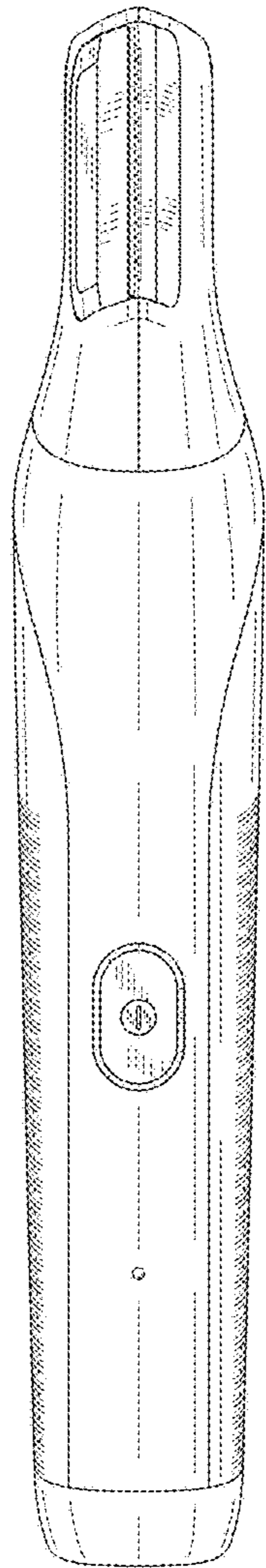


FIG. 10

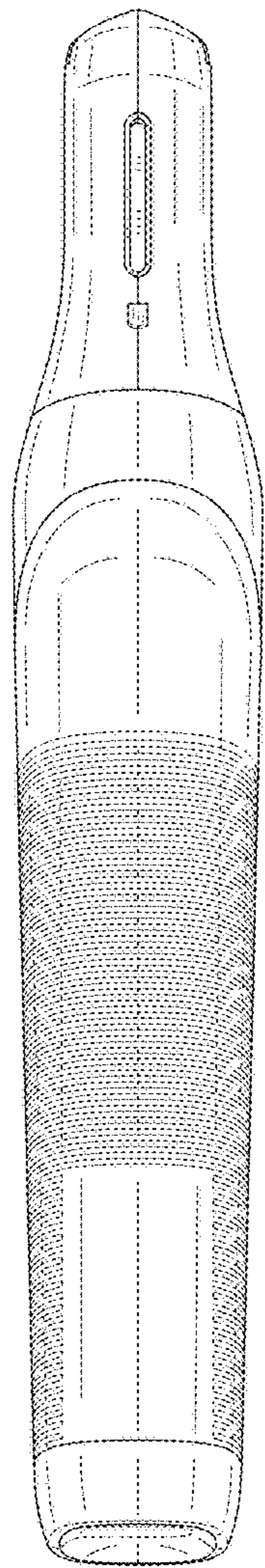


FIG. 11

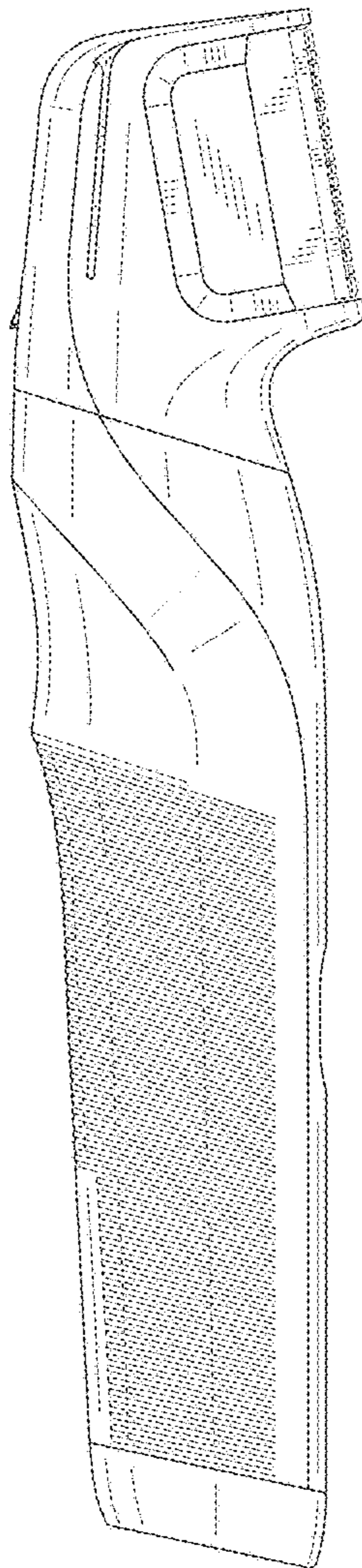


FIG.12

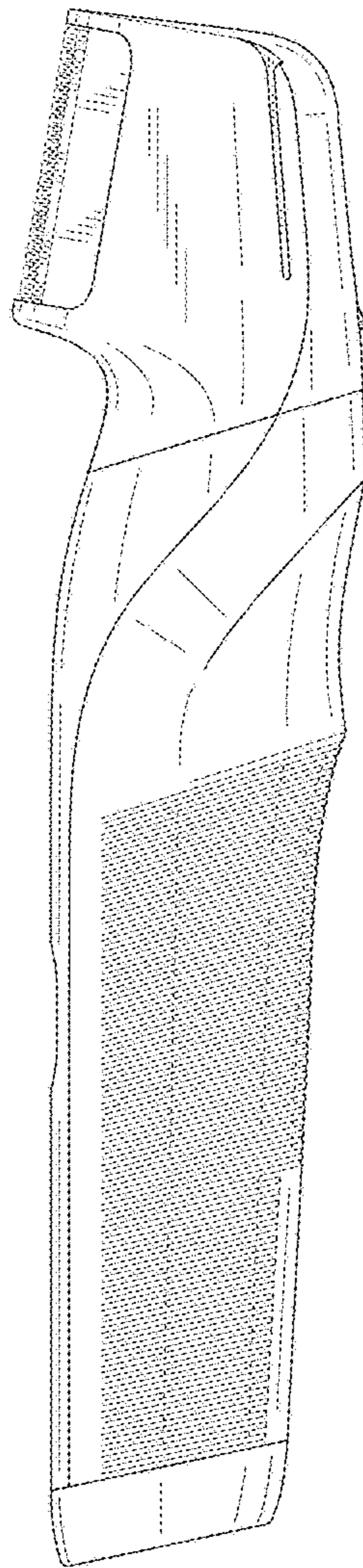


FIG.13

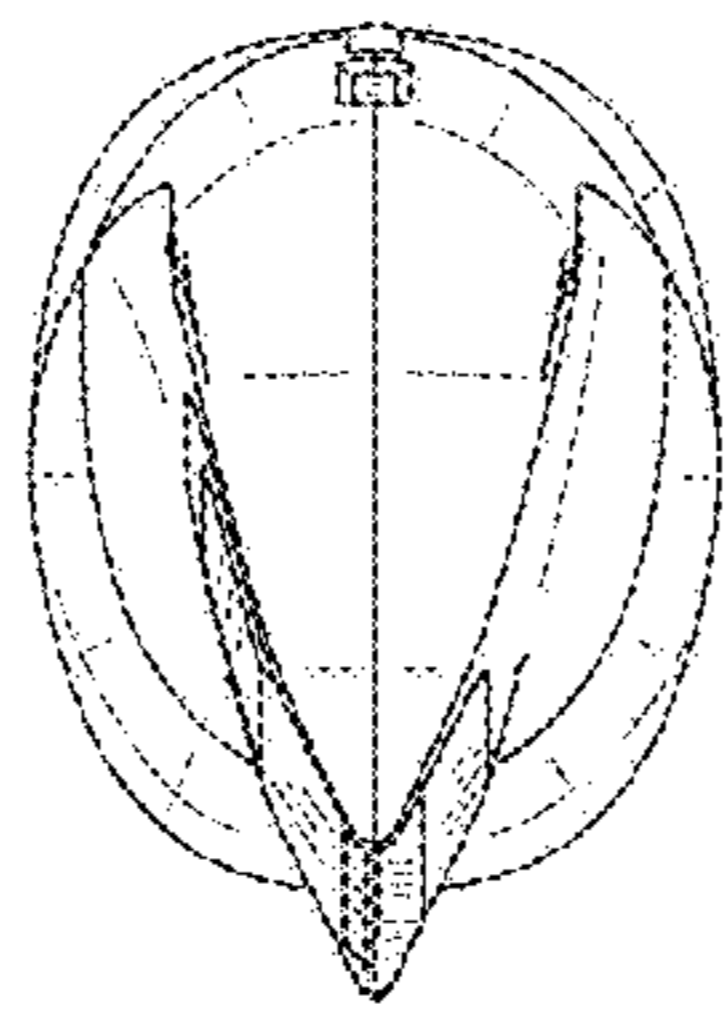


FIG.14

