



US00D857238S

(12) **United States Design Patent** (10) **Patent No.:** **US D857,238 S**  
**Bryant** (45) **Date of Patent:** **\*\* Aug. 20, 2019**

(54) **DOOR THRESHOLD DECK**  
(71) Applicant: **MJB Wood Group, Inc.**, Irving, TX (US)  
(72) Inventor: **David C Bryant**, Richmond, IN (US)  
(73) Assignee: **MJB Wood Group, LLC**, Wilmington, DE (US)

(\*\*) Term: **15 Years**

(21) Appl. No.: **29/630,016**

(22) Filed: **Dec. 18, 2017**

(51) **LOC (12) Cl.** ..... **25-02**

(52) **U.S. Cl.**  
USPC ..... **D25/48.2**

(58) **Field of Classification Search**  
USPC ..... D25/48.1, 48.2, 48.3, 60, 61, 119-125, D25/164, 199  
CPC ..... E06B 1/00; E06B 1/02; E06B 1/04; E06B 1/045; E06B 1/006; E06B 1/70; E06B 1/12; E06B 1/34; E06B 1/342; E06B 7/14; E06B 7/26; E04C 3/00; E04C 3/02; E04C 3/04; E04C 3/005; E04C 3/12; E04C 3/20; E04C 3/28; E04C 3/30; E04F 19/02; E04F 19/022; E04F 19/026; E04F 19/028; E04F 19/04; E04F 19/0436; E04F 19/0481; E04F 19/0486; E04F 19/06; E04F 19/061

See application file for complete search history.

(56) **References Cited**

**U.S. PATENT DOCUMENTS**

2,129,381 A \* 9/1938 Oftedal ..... E06B 1/70 49/470  
5,136,814 A 8/1992 Headrick  
5,230,181 A 7/1993 Geoffrey et al.  
D354,572 S \* 1/1995 Headrick ..... D25/48.2  
5,426,894 A 6/1995 Headrick  
D366,119 S \* 1/1996 Headrick ..... D25/48.2

6,345,477 B1 2/2002 Kepler et al.  
D460,563 S \* 7/2002 Babka ..... D25/48.2  
D474,844 S \* 5/2003 Babka ..... D25/48.2  
8,490,332 B2 \* 7/2013 Van Camp ..... E06B 3/9632 49/468  
D701,323 S \* 3/2014 Fortun ..... E06B 1/70 D25/48.2

(Continued)

**FOREIGN PATENT DOCUMENTS**

EM 000711775-0042 \* 6/2007

**OTHER PUBLICATIONS**

<https://www.mjbwood.com/wp-content/uploads/2014/07/Brochure-PermaSelect.pdf> Jul. 2014 (Year: 2014).\*

(Continued)

*Primary Examiner* — Leanne Was-Englehart  
(74) *Attorney, Agent, or Firm* — Davidson Law Group, ALC; Payam Moradian

(57) **CLAIM**

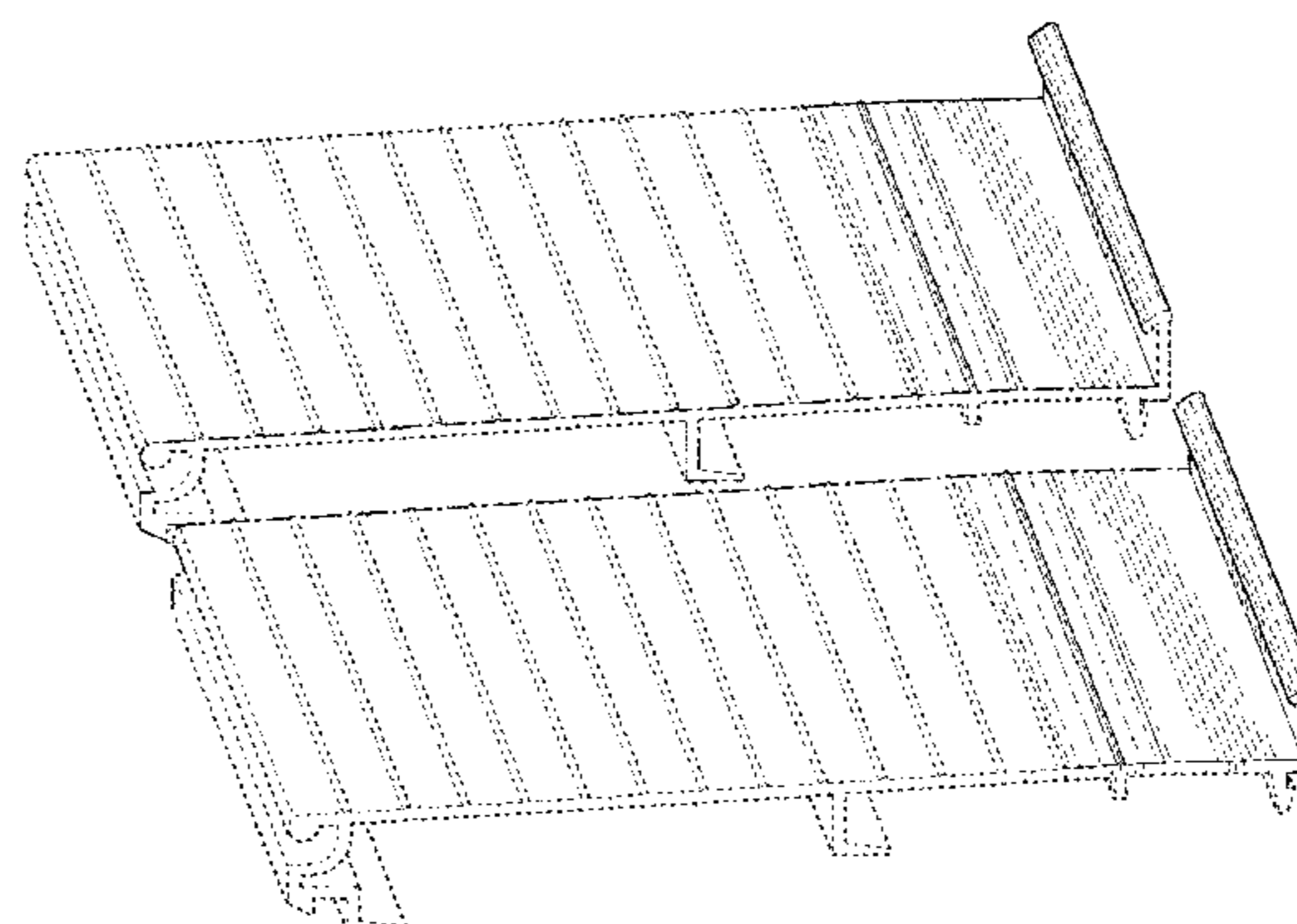
I claim the ornamental design for a door threshold deck, as shown and described.

**DESCRIPTION**

FIG. 1 is a perspective view of the door threshold deck, showing my new design;  
FIG. 2 is a left side view thereof;  
FIG. 3 is a right side view thereof;  
FIG. 4 is a front side view thereof;  
FIG. 5 is a back side view thereof;  
FIG. 6 is a bottom view thereof; and,  
FIG. 7 is a top view thereof.

The evenly spaced broken lines depict portions of the door threshold deck that form no part of the claimed design. The dot-dash broken lines depict a symbolic break. The portion between the break lines forms no part of the claimed design.

**1 Claim, 5 Drawing Sheets**



(56)

**References Cited**

U.S. PATENT DOCUMENTS

8,813,427 B2 \* 8/2014 Meeks ..... E06B 1/70  
49/467  
8,857,107 B1 \* 10/2014 Key ..... E06B 1/70  
49/460  
D733,928 S \* 7/2015 Smith ..... D25/48.2  
D742,032 S \* 10/2015 Smith ..... D25/48.2  
D766,458 S \* 9/2016 Chapman ..... D25/48.2  
D810,964 S \* 2/2018 Rosende ..... D25/124  
D815,304 S \* 4/2018 Chapman ..... D25/60  
2012/0180397 A1 \* 7/2012 Van Camp ..... E06B 1/70  
49/467  
2015/0096235 A1 \* 4/2015 Rochman ..... E06B 1/70  
49/470  
2016/0215555 A1 \* 7/2016 Meeks ..... E06B 1/70

OTHER PUBLICATIONS

<http://www.allaboutdoors.com/Products/Door-Thresholds-Sills> Aug.  
31, 2017 (Year: 2017).\*  
Patent Citations for U.S. Pat. No. 6,345,477, accessed Dec. 17,  
2017.  
Imperial-Products-5H-Sell-Sheet-web, accessed Dec. 18, 2017.  
Imperial-Products-12pg-thresholds-brochure-web, accessed Dec. 18,  
2017.

\* cited by examiner




FIG. 1

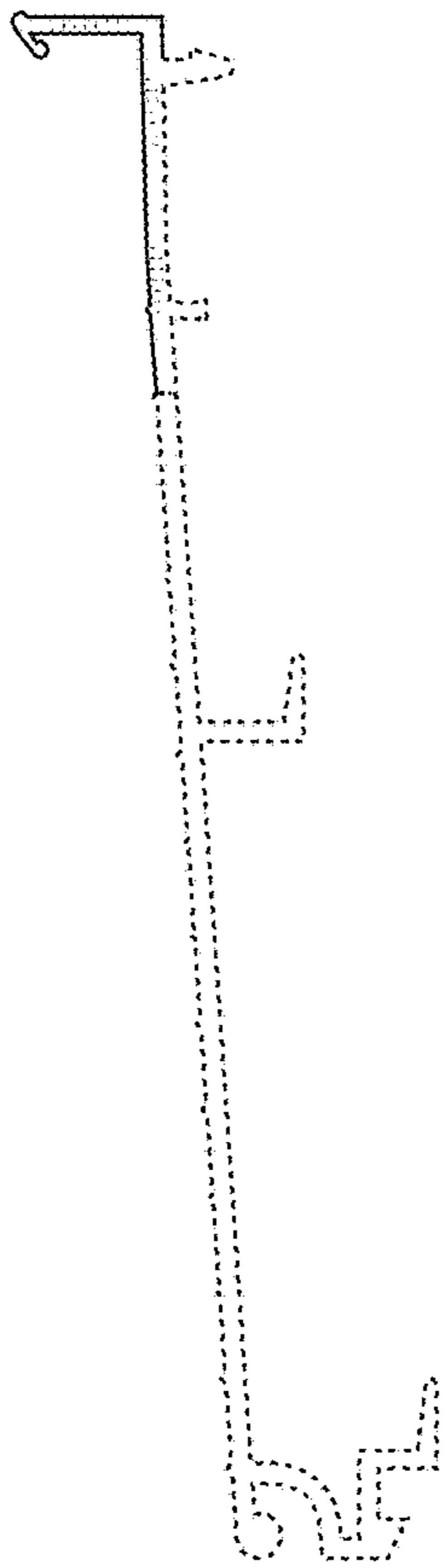


FIG. 2

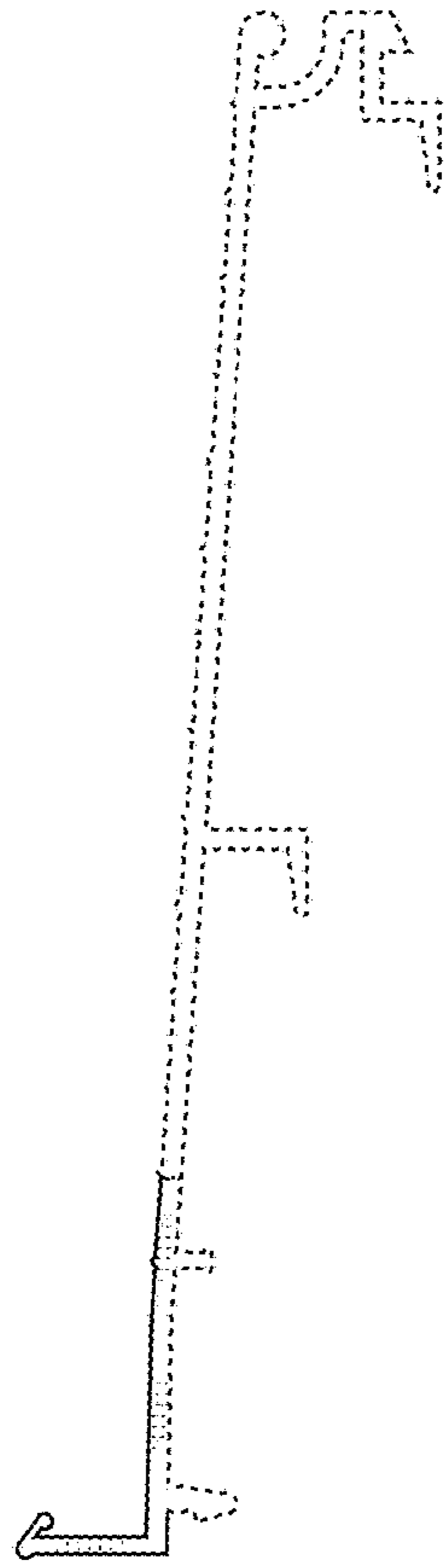


FIG. 3





FIG. 4

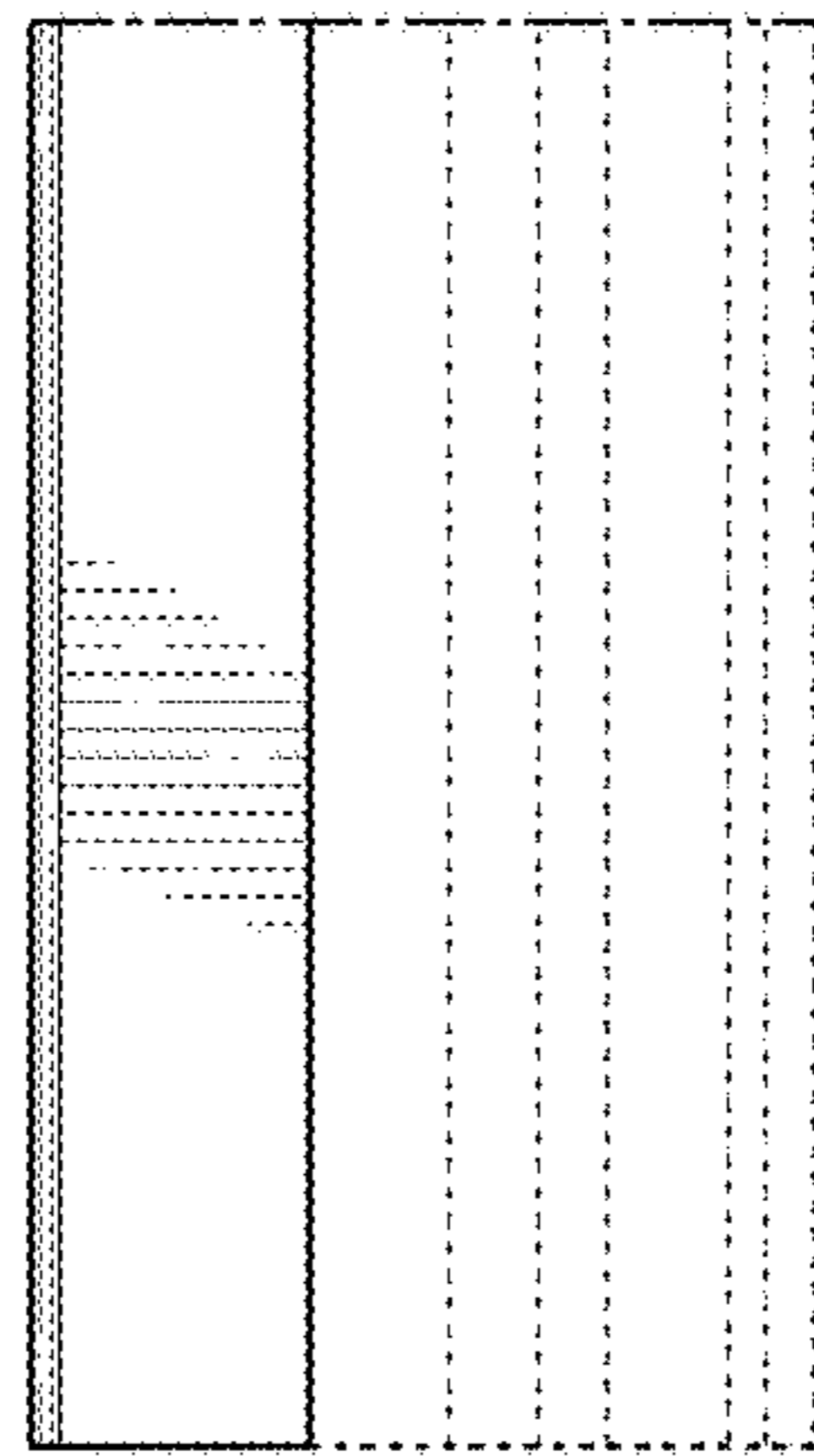



FIG. 5



FIG. 6




FIG. 7

