



US00D857223S

(12) **United States Design Patent**
Nagata

(10) **Patent No.:** **US D857,223 S**

(45) **Date of Patent:** **** Aug. 20, 2019**

(54) **MESSAGE APPLIANCE**

(71) Applicant: **Kaori Nagata**, Tokyo (JP)

(72) Inventor: **Kaori Nagata**, Tokyo (JP)

(73) Assignee: **SHISEIDO CO., LTD.**, Tokyo (JP)

(**) Term: **15 Years**

(21) Appl. No.: **29/654,611**

(22) Filed: **Jun. 26, 2018**

(51) **LOC (12) Cl.** **28-03**

(52) **U.S. Cl.**
USPC **D24/215**

(58) **Field of Classification Search**
USPC 601/15, 18, 19, 46, 47, 48, 52, 99, 112,
601/113, 118, 125, 129, 134, 135, 137,
601/DIG. 12, DIG. 14, DIG. 15, DIG. 16,
601/DIG. 17; D24/133, 200, 211, 212,
D24/213, 214, 215; 600/38, 39, 40, 41;
D30/160; D28/7, 8
CPC A61H 7/003; A61H 7/007; A61H 39/04
See application file for complete search history.

(56) **References Cited**

U.S. PATENT DOCUMENTS

1,769,872	A *	7/1930	Weeks	A61H 7/003 215/384
4,590,926	A *	5/1986	Courtin	A61H 7/003 601/134
D326,327	S *	5/1992	Sue	D24/200
D386,879	S *	11/1997	Daniels	D24/214
D410,493	S *	6/1999	Leveen	D28/7
D490,566	S *	5/2004	Bergquist	D28/7
D530,429	S *	10/2006	Sevier	D24/214
D586,469	S *	2/2009	Henry	D24/200
D657,885	S *	4/2012	Imboden	D24/215
D664,665	S *	7/2012	Wahng	D24/214

D677,394	S *	3/2013	Grust	D24/215
D687,157	S *	7/2013	Matsuura	D24/215
D687,560	S *	8/2013	Matsuura	D24/215
D712,056	S *	8/2014	Deramo	D24/215
D715,452	S *	10/2014	Schiavon	D24/200
D757,281	S *	5/2016	Hsieh	D24/200
D788,934	S *	6/2017	Hirokawa	D24/215
D812,745	S *	3/2018	Pascullo	D24/133
D831,887	S *	10/2018	Choi	D28/7
10,188,549	B2 *	1/2019	Young	A61F 7/03

OTHER PUBLICATIONS

Amazon, "Crystal Tumb Worry healing Stone", May 4, 2017.
https://www.amazon.com/CrystalTears-Healing-Crystals-Geometry-Aventurine/dp/B01MV4DF97/ref=cm_cr_arp_d_product_top?ie=UTF8. Shown on p. 1. (Year: 2017).*

* cited by examiner

Primary Examiner — Cynthia Ramirez
Assistant Examiner — Michael A Maharajh
(74) *Attorney, Agent, or Firm* — Manabu Kanesaka

(57) **CLAIM**

The ornamental design for massage appliance, as shown and described.

DESCRIPTION

FIG. 1 is a perspective view of a massage appliance showing my new design;
FIG. 2 is a front view thereof;
FIG. 3 is a rear view thereof;
FIG. 4 is a plan view thereof;
FIG. 5 is a bottom view thereof;
FIG. 6 is a left side view thereof;
FIG. 7 is a right side view thereof; and,
FIG. 8 is a cross-sectional view thereof along the line 8-8 in FIG. 2.

1 Claim, 3 Drawing Sheets

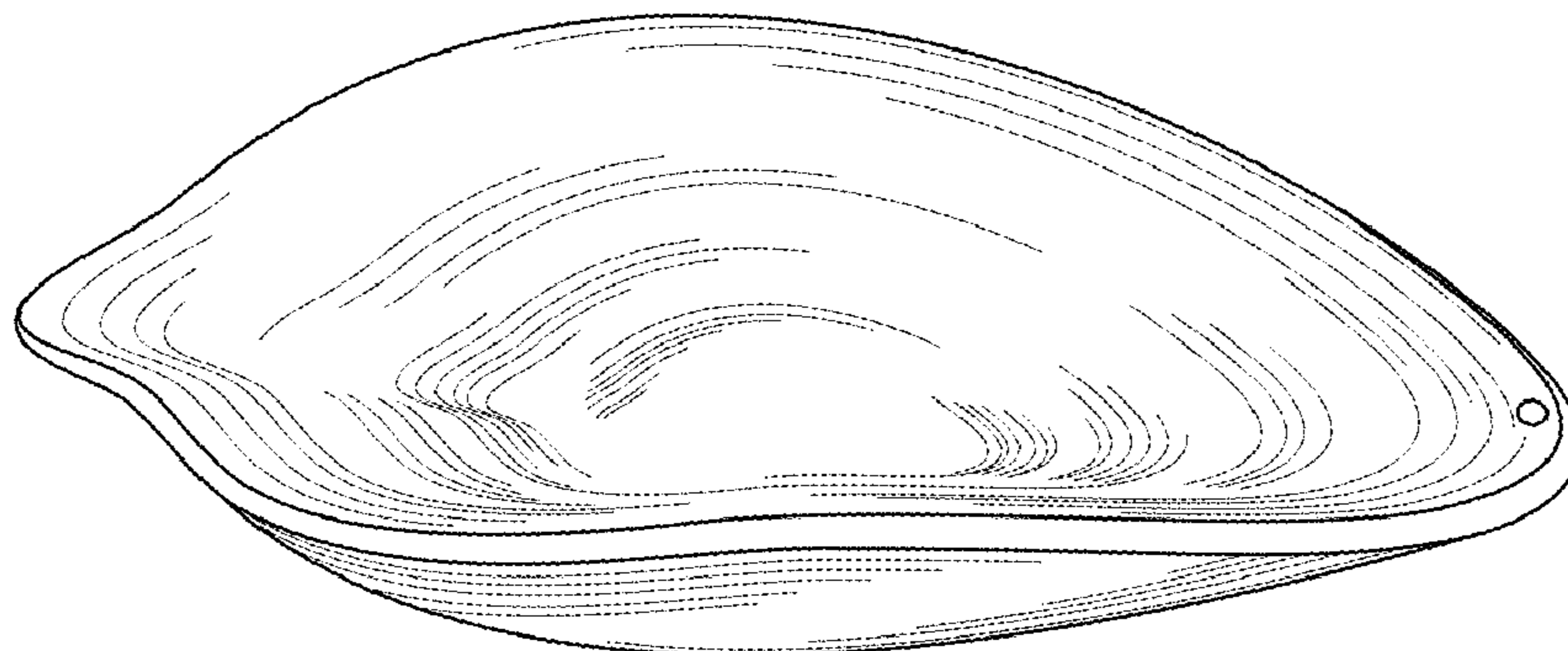


Fig.1




Fig.2

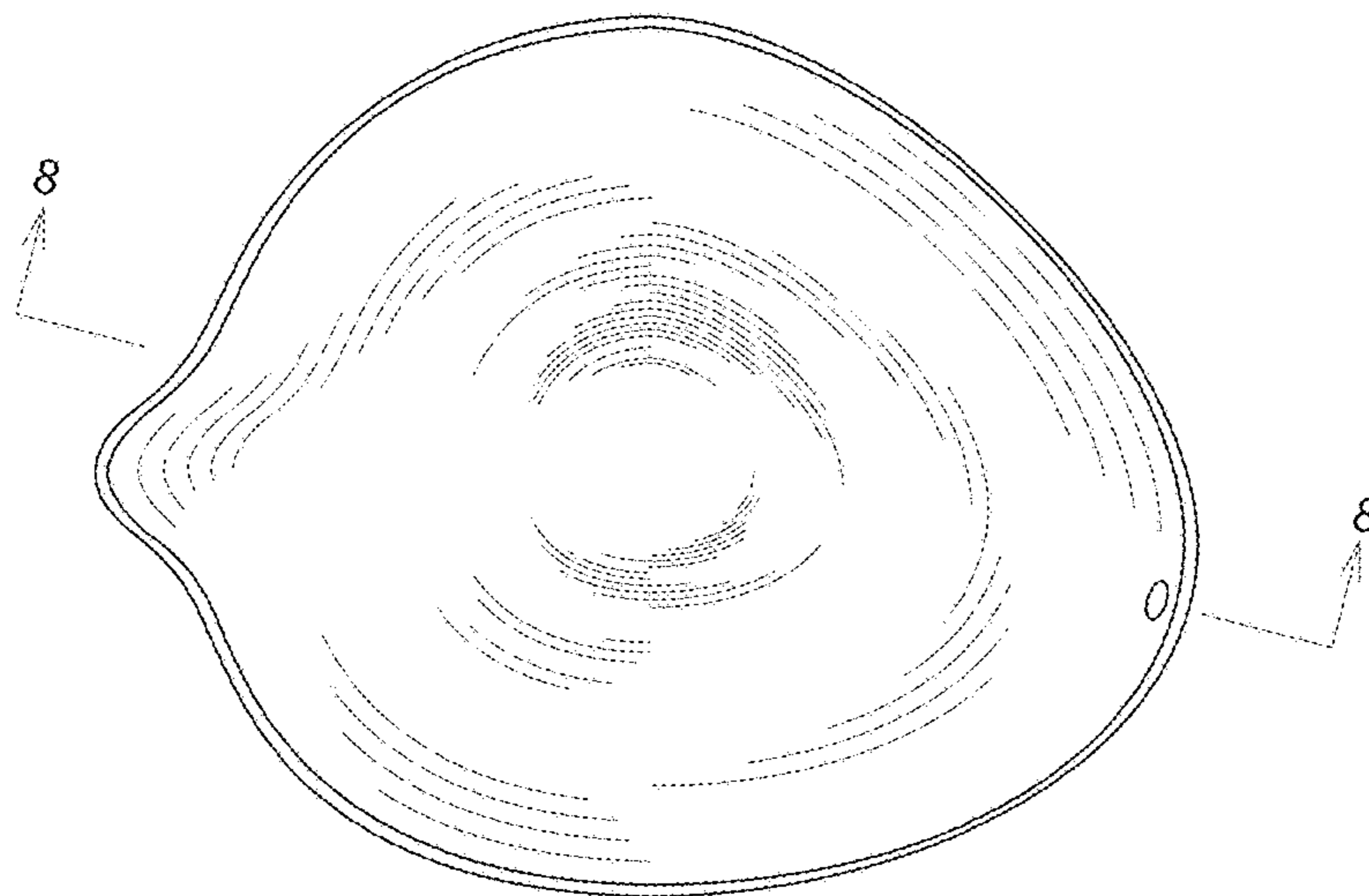


Fig.3




Fig.4

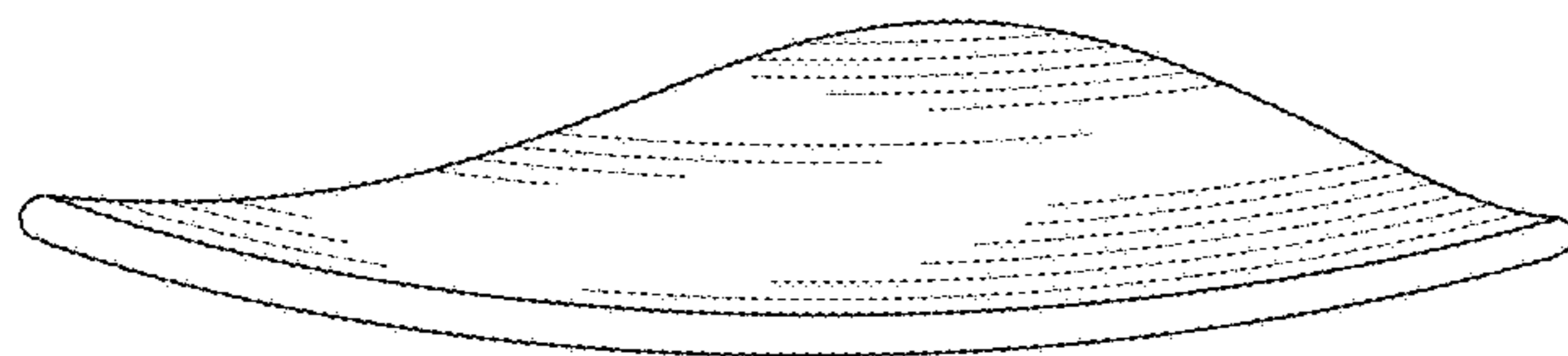


Fig.5



Fig.6

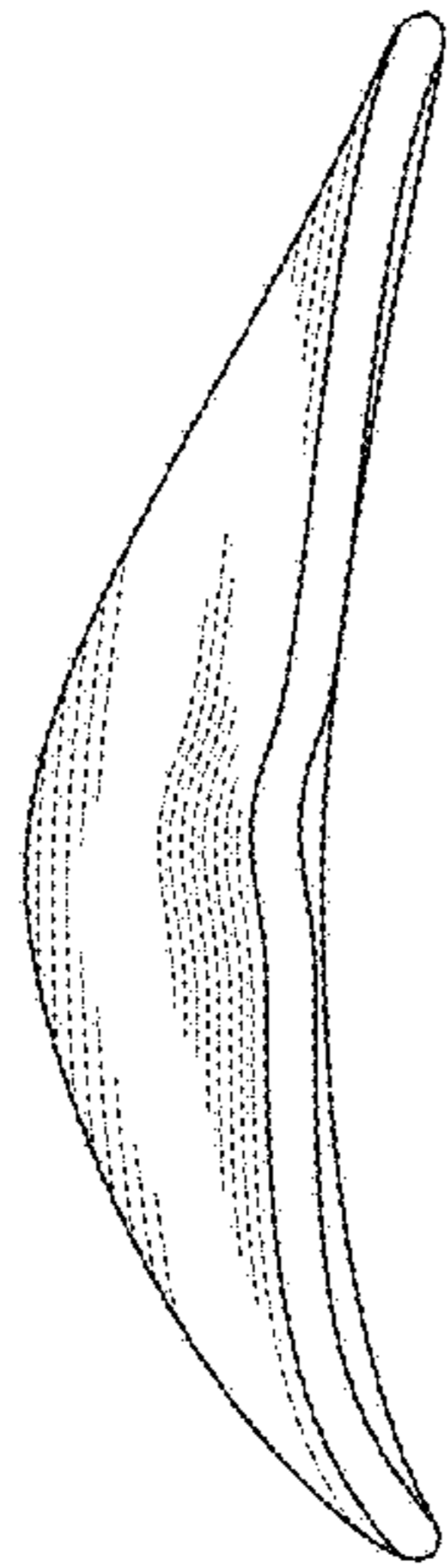


Fig.7




Fig.8

