



US00D857214S

(12) **United States Design Patent** (10) **Patent No.:** **US D857,214 S**
Matsushita (45) **Date of Patent:** **** Aug. 20, 2019**

(54) **TRAINING APPARATUS**

A61N 1/0476; A61B 5/00; A61B 5/02;
A61B 5/0006; A61H 23/00; A61H
23/006; A61H 2205/00; A61H 2205/084;
A61H 1/00; A61H 2001/0233

(71) Applicant: **MTG CO., LTD.**, Nagoya-shi, Aichi
(JP)

See application file for complete search history.

(72) Inventor: **Tsuyoshi Matsushita**, Nagoya (JP)

(56) **References Cited**

(73) Assignee: **MTG CO., LTD.**, Nagoya-shi, Aichi
(JP)

U.S. PATENT DOCUMENTS

(**) Term: **15 Years**

D572,829 S *	7/2008	Reed	D24/206
D662,213 S *	6/2012	Quisenberry	D24/206
D679,823 S *	4/2013	Daniels	D24/206
D762,869 S *	8/2016	Beckman	D24/206

(Continued)

(21) Appl. No.: **29/669,256**

(22) Filed: **Nov. 7, 2018**

FOREIGN PATENT DOCUMENTS

Related U.S. Application Data

(62) Division of application No. 29/618,943, filed on Sep.
26, 2017.

JP	D1328844 S	5/2008
JP	D1536247 S	10/2015

(Continued)

(30) **Foreign Application Priority Data**

Mar. 31, 2017	(JP)	2017-007010
Mar. 31, 2017	(JP)	2017-007011
Mar. 31, 2017	(JP)	2017-007012
Apr. 25, 2017	(JP)	2017-008869
Apr. 25, 2017	(JP)	2017-008871
Apr. 25, 2017	(JP)	2017-008873
Apr. 25, 2017	(JP)	2017-008875
Apr. 25, 2017	(JP)	2017-008926

Primary Examiner — Wan Laymon

Assistant Examiner — Clint A Samuel

(74) *Attorney, Agent, or Firm* — Sughrue Mion, PLLC

(51) **LOC (12) Cl.** **28-03**

(52) **U.S. Cl.**
USPC **D24/200**

(57) **CLAIM**

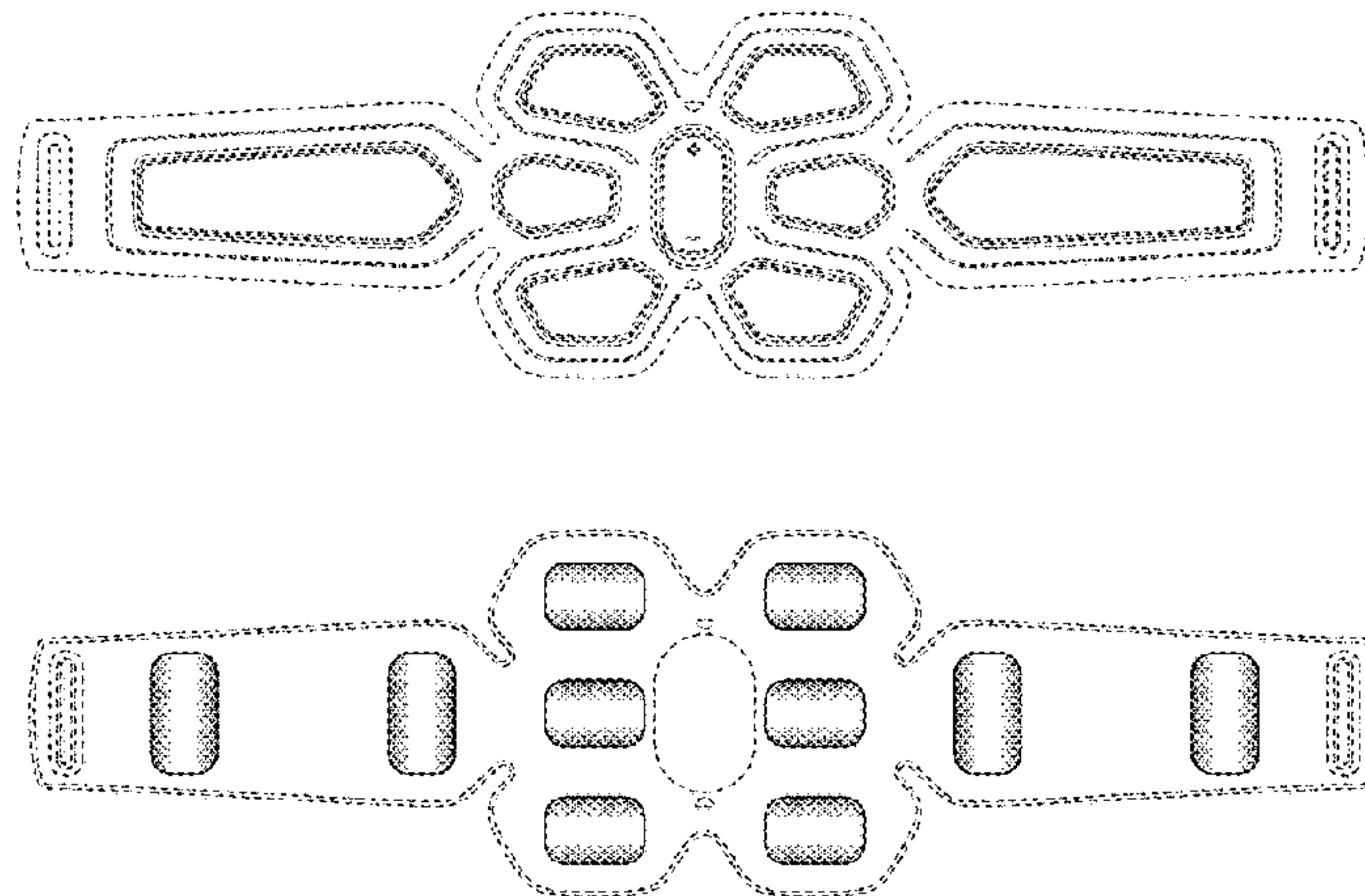
The ornamental design for a training apparatus, as shown
and described.

(58) **Field of Classification Search**
USPC D24/171, 185, 186, 187, 188, 200, 201,
D24/206, 207, 209, 215; D29/101.3,
D29/101.5; D3/205, 299; D21/683;
128/95.1, 96.1, 99.1, 845, 846, 112.1;
602/2, 5, 6, 41; 607/1, 48
CPC ... A61N 1/04; A61N 1/06; A61N 1/18; A61N
1/26; A61N 1/36; A61N 1/0424; A61N
1/0484; A61N 1/0456; A61N 1/0452;

DESCRIPTION

FIG. 1 is a front view of a training apparatus showing my
new design;
FIG. 2 is a rear view thereof;
FIG. 3 is a left side view thereof, a right side view being a
mirror image;
FIG. 4 is a top view thereof; and,
FIG. 5 is a bottom view thereof.
The broken lines shown on the drawings depict portions of
the training apparatus that form no part of the claimed
design.

1 Claim, 2 Drawing Sheets



(56)

References Cited

U.S. PATENT DOCUMENTS

D786,447 S * 5/2017 Bigelow D24/206
 D797,301 S * 9/2017 Chen D24/200
 D797,948 S * 9/2017 Matsushita D24/200
 D834,209 S * 11/2018 Tan D24/200
 D834,719 S * 11/2018 Theriot D24/200
 D837,394 S * 1/2019 Cryan D24/200
 10,173,060 B2 * 1/2019 Wong A61B 5/1101
 2017/0036019 A1 * 2/2017 Matsushita A61N 1/0452
 2018/0296831 A1 * 10/2018 Matsushita A61N 1/3603
 2018/0311492 A1 * 11/2018 Matsushita A61N 1/0452
 2018/0345003 A1 * 12/2018 Gollan A61N 1/36007
 2019/0022373 A1 * 1/2019 Tamaki A61B 5/11
 2019/0029599 A1 * 1/2019 Golda A61B 5/08
 2019/0046066 A1 * 2/2019 Hughes A61B 5/6832

FOREIGN PATENT DOCUMENTS

JP D1541180 S 1/2016
 JP D1545924 S 3/2016
 JP D1545925 S 3/2016
 JP D1545926 S 3/2016
 JP D1545927 S 3/2016

JP D1545928 S 3/2016
 JP D1545929 S 3/2016
 JP D1545930 S 3/2016
 JP D1545931 S 3/2016
 JP D1549382 S 5/2016
 JP D1549388 S 5/2016
 JP D1549509 S 5/2016
 JP D1549511 S 5/2016
 JP D1550074 S 5/2016
 JP D1550144 S 5/2016
 JP D1553139 S 7/2016
 JP D1553140 S 7/2016
 JP D1554933 S 7/2016
 JP D1563088 S 11/2016
 JP D1565074 S 12/2016
 JP D1576907 S 5/2017
 JP D1576908 S 5/2017
 JP D1577532 S 5/2017
 JP D1579366 S 6/2017
 JP D1581283 S 7/2017
 JP D1581284 S 7/2017
 JP D1581887 S 7/2017
 JP D1585036 S 9/2017
 JP D1585037 S 9/2017
 JP D1585382 S 9/2017

* cited by examiner

Fig. 1

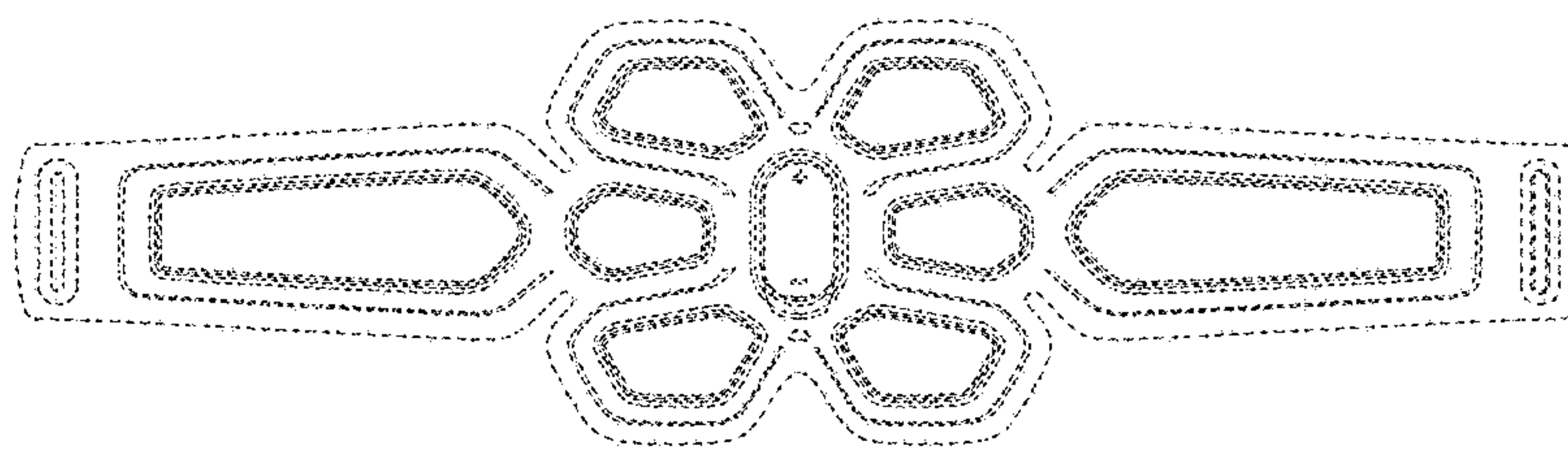


Fig. 2

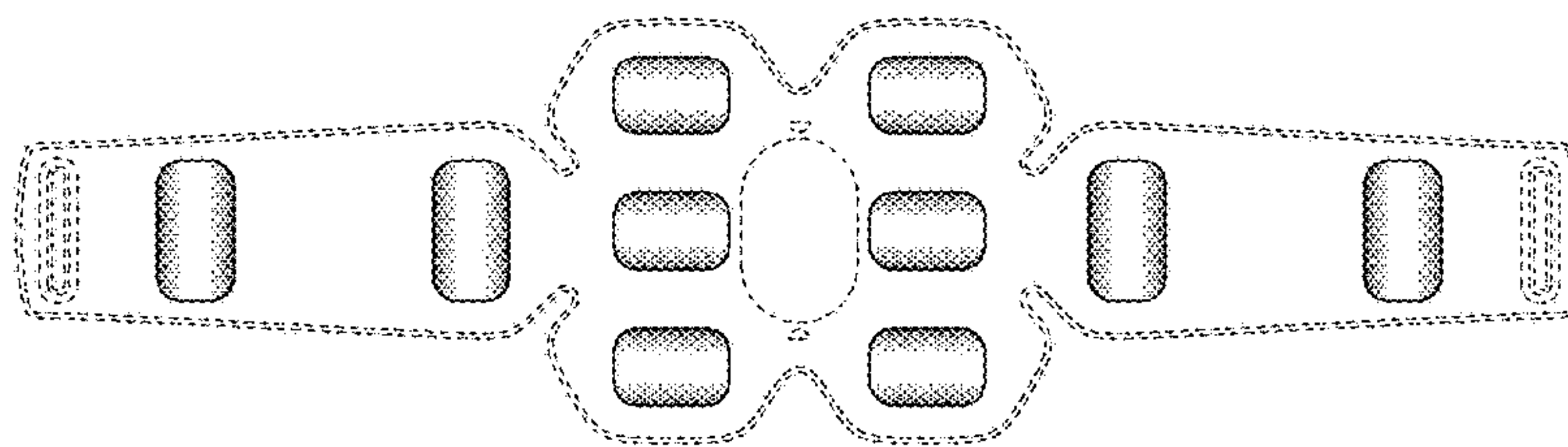


Fig. 3

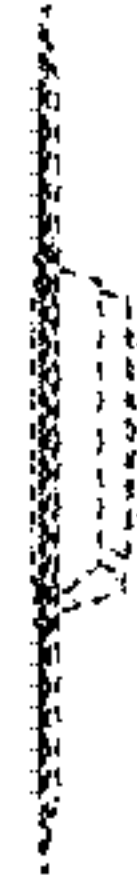


Fig. 4

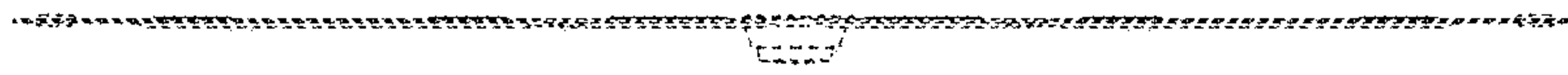


Fig. 5

