



US00D857192S

(12) **United States Design Patent** (10) **Patent No.:** **US D857,192 S**
Burkett et al. (45) **Date of Patent:** **** Aug. 20, 2019**

(54) **AUTOINJECTOR DEVICE**

(71) Applicant: **Merck Sharp & Dohme Corp.**,
Rahway, NJ (US)

(72) Inventors: **Greg Burkett**, San Francisco, CA (US);
Shu Kuen Chang, Evanston, IL (US);
Angie Kim, San Francisco, CA (US);
Jin Ko, Evanston, IL (US); **Scott Mackie**,
New Haven, CT (US); **Philip G. Green**,
Weehawken, NJ (US); **Sharad Gupta**,
Madison, NJ (US); **Angela M. Amend Kwasnik**,
Metuchen, NJ (US); **Christin L. O'Neill**,
Philadelphia, PA (US); **Robert Stianchi**,
Hillsborough, NJ (US); **Witold Swiatek**,
Bethlehem, PA (US)

(73) Assignee: **Merck Sharp & Dohme Corp.**,
Rahway, NJ (US)

(**) Term: **15 Years**

(21) Appl. No.: **29/587,440**

(22) Filed: **Dec. 13, 2016**

Related U.S. Application Data

(62) Division of application No. 29/487,571, filed on Apr.
10, 2014, now Pat. No. Des. 780,909.

(51) **LOC (12) Cl.** **24-02**

(52) **U.S. Cl.**
USPC **D24/112**

(58) **Field of Classification Search**
USPC D24/112-114, 108, 133, 130, 127, 186;
606/181, 185; 604/264, 272, 187, 181,
604/184, 227
(Continued)

(56) **References Cited**
U.S. PATENT DOCUMENTS
1,686,055 A 10/1928 Whiteside
D147,579 S 9/1947 Campbell
(Continued)

FOREIGN PATENT DOCUMENTS
CA 105065 6/2005
EP 681812 11/2010
(Continued)

OTHER PUBLICATIONS
Disposable autoinjector, (DIA™), Dec. 13, 2013.
(Continued)

Primary Examiner — David G Muller
(74) *Attorney, Agent, or Firm* — Li Su; Laura M. Ginkel

(57) **CLAIM**
The ornamental design for an autoinjector device, as shown
and described.

DESCRIPTION

FIG. 1 is a front perspective view of an autoinjector pen in
accordance with the present invention with the cap attached;
FIG. 2 is a front elevational view thereof, the rear being a
mirror image;
FIG. 3 is a top plan view thereof;
FIG. 4 is a bottom plan view thereof;
FIG. 5 is a left side elevational view thereof, the right side
being a mirror image;
FIG. 6 is a front perspective view thereof with the cap
removed;

(Continued)



FIG. 7 is a front elevational view thereof, the rear being a mirror image;
 FIG. 8 is a left side view thereof, the right side being a mirror image;
 FIG. 9 is another front elevational view of the autoinjector pen without the cap; and,
 FIG. 10 is a bottom plan view thereof.
 Broken lines, within the claimed design, are for illustrative purposes only and form no part of the claimed design.
 The stippling in the drawings denotes texture.
 The diagonal lines in the drawings indicate transparency.

1 Claim, 10 Drawing Sheets

(58) **Field of Classification Search**

CPC A61M 5/178; A61M 3/00; A61M 5/20;
 A61M 5/31

See application file for complete search history.

(56)

References Cited

U.S. PATENT DOCUMENTS

D279,504 S	7/1985	Tump
D298,653 S	11/1988	Maietta
D320,084 S	9/1991	Stewart et al.
D369,384 S	4/1996	Yasoshima
D479,600 S	9/2003	Bainton
D479,748 S	9/2003	Tyce
D490,150 S	5/2004	Hawley et al.
D491,263 S	6/2004	Hawley et al.
D492,027 S	6/2004	Tyce et al.
D492,405 S	6/2004	Bainton
D501,253 S	1/2005	Bainton
D506,221 S	6/2005	Huang
D542,914 S	5/2007	Tanghoj
D542,978 S	5/2007	Bortolotti
D567,852 S	4/2008	Qiu et al.
D568,988 S	5/2008	Galbraith
D612,486 S	3/2010	Van der Stappen

7,674,246 B2	3/2010	Gillespie et al.	
D619,244 S	7/2010	Van der Stappen	
D622,374 S	8/2010	Julian et al.	
D627,061 S	11/2010	Van der Stappen	
D629,509 S	12/2010	Julian et al.	
D676,957 S *	2/2013	Schneider	D24/113
D687,543 S *	8/2013	Pala	D24/113
D688,792 S	8/2013	Guarraia et al.	
D696,397 S *	12/2013	Guarraia	D24/113
D696,773 S *	12/2013	Schneider	D24/113
D696,774 S	12/2013	Guarraia et al.	
D696,775 S *	12/2013	Guarraia	D24/113
D697,205 S *	1/2014	Schneider	D24/113
D708,317 S *	7/2014	Schneider	D24/113
D714,932 S *	10/2014	Hall	D24/112
D715,422 S *	10/2014	Hall	D24/112
D726,905 S *	4/2015	Tegg	D24/130
D732,161 S *	6/2015	Ohashi	D24/113
D739,005 S *	9/2015	Matsumura	D24/108
D739,011 S *	9/2015	Morrison, Jr.	D24/114
2004/0054327 A1	3/2004	Gillespie, III	

FOREIGN PATENT DOCUMENTS

GB	2077458	12/1998
GB	2077459	12/1998
JP	1401280	11/2010
JP	1401283	11/2010
JP	1450221	9/2012
JP	1454273	10/2012

OTHER PUBLICATIONS

How to inject FORTEO to help osteoporosis treatment, Nov. 4, 2013.
 Taking Simponi® with SmartJect® Autoinjector or prefilled syringe, Nov. 4, 2013.
 Enbrei SureClick Autoinjector, Nov. 14, 2013.
 The West ConfiDose Auto Injector System, West Pharmaceutical Services, Inc., Feb. 11, 2014.
 Self Dose™ injector platform technology, Nov. 4, 2013.

* cited by examiner

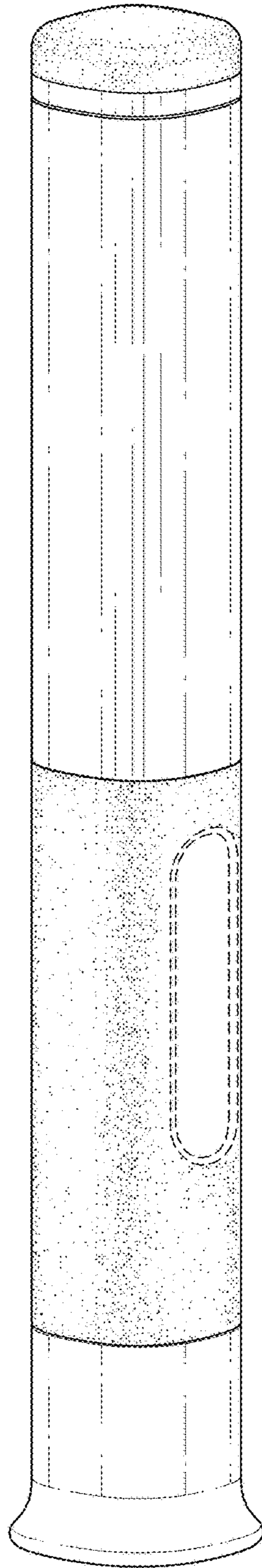


FIG. 1

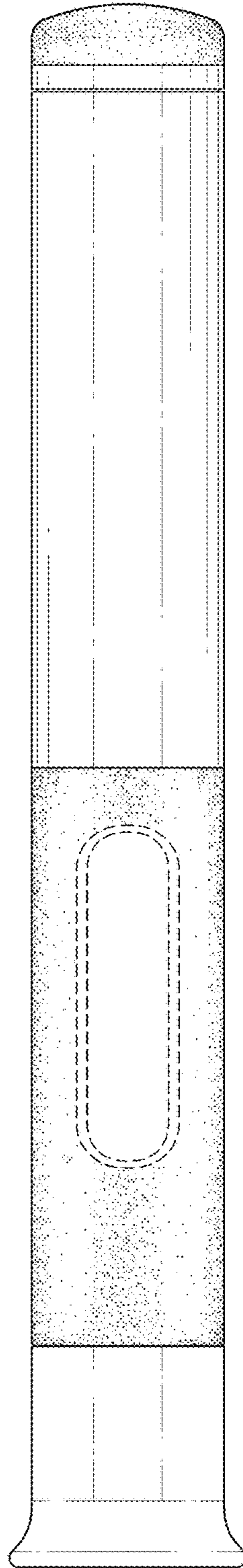


FIG. 2

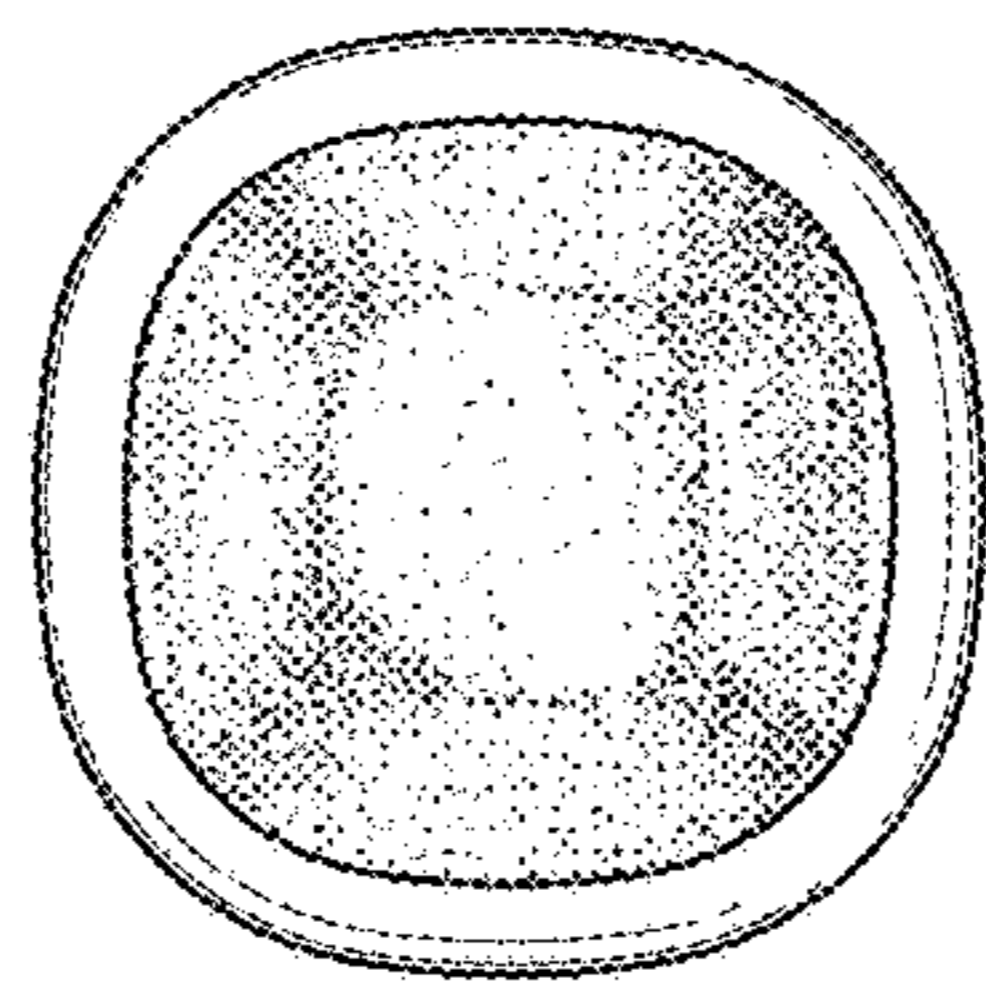


FIG. 3

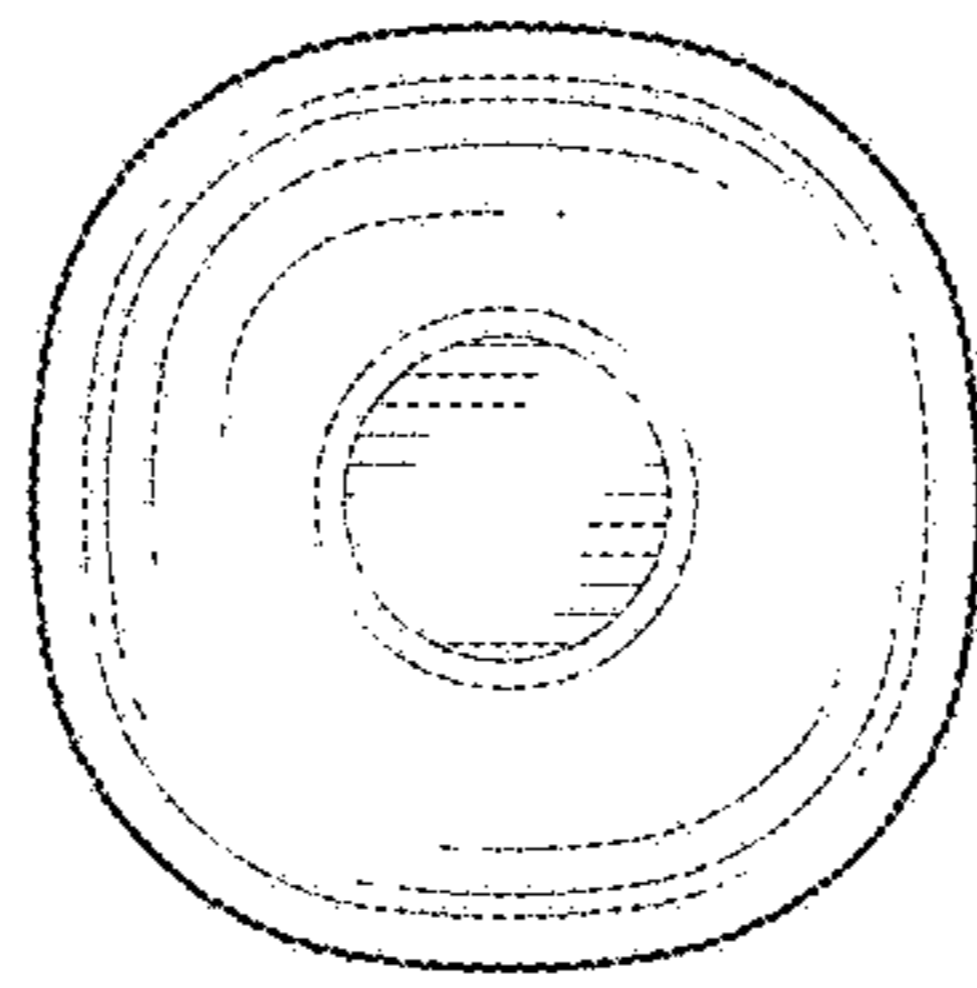


FIG. 4

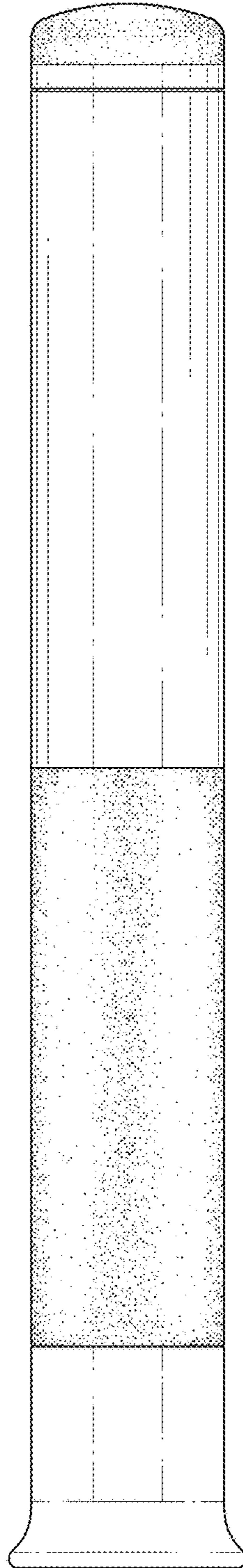


FIG. 5

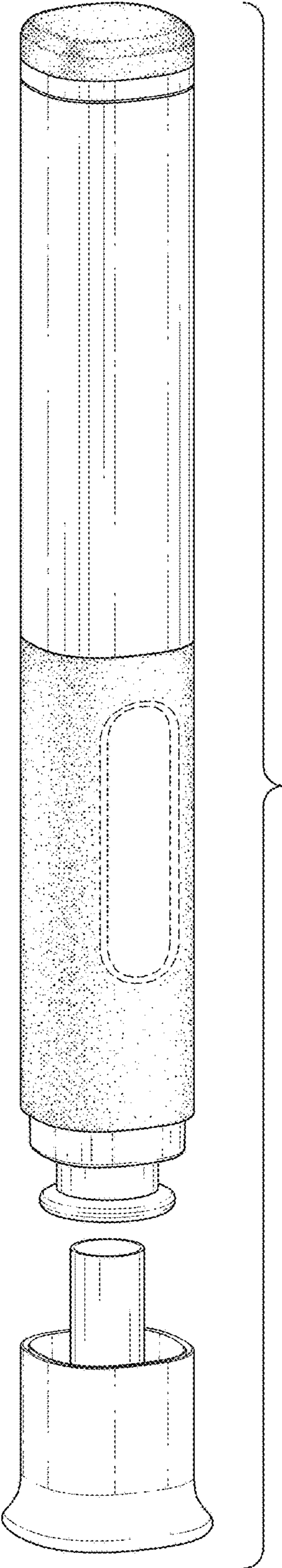


FIG. 6

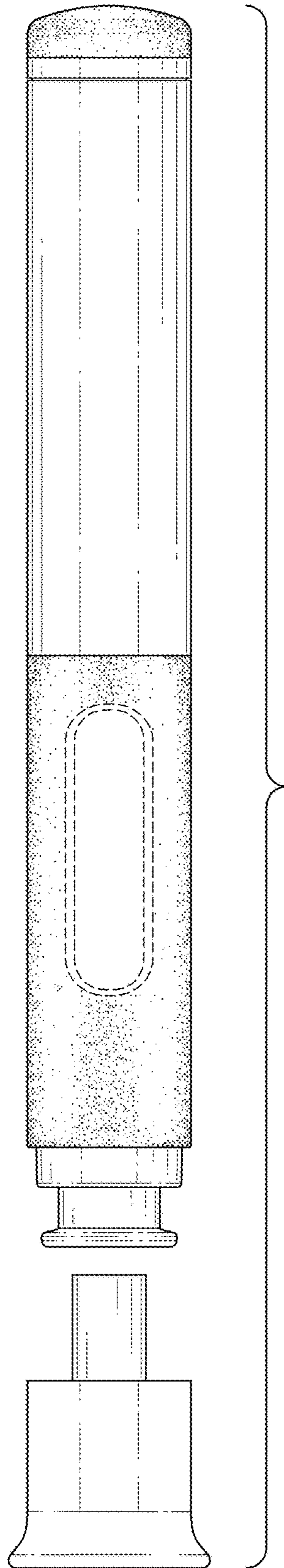


FIG. 7

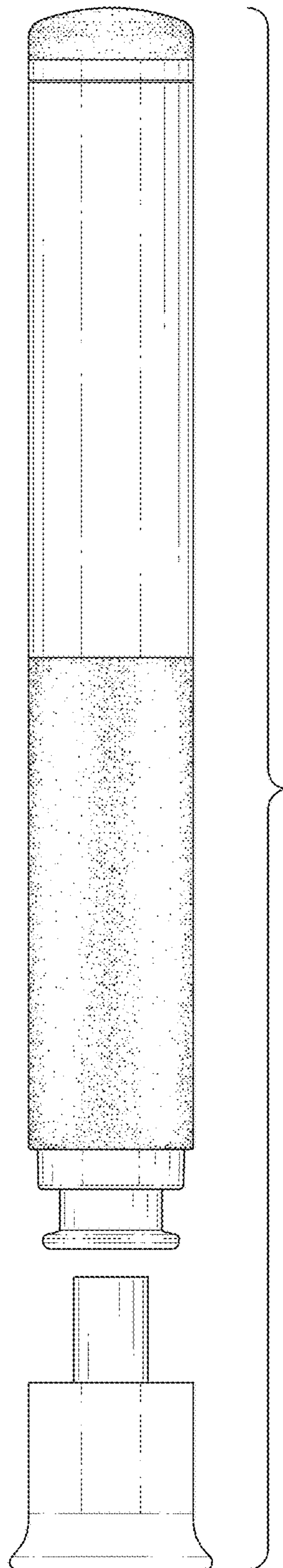


FIG. 8

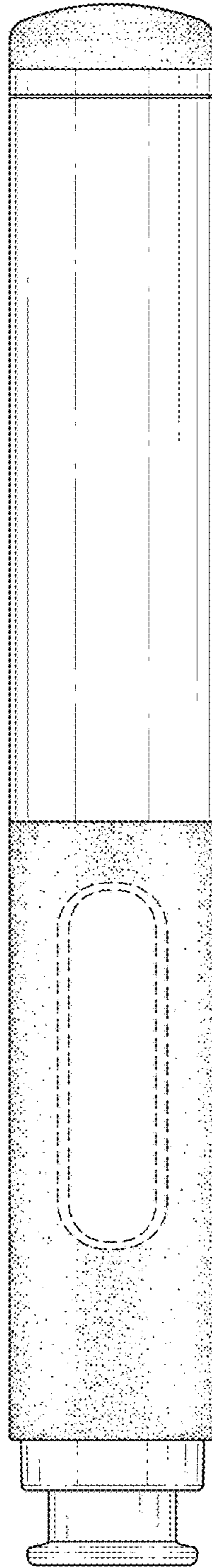


FIG. 9

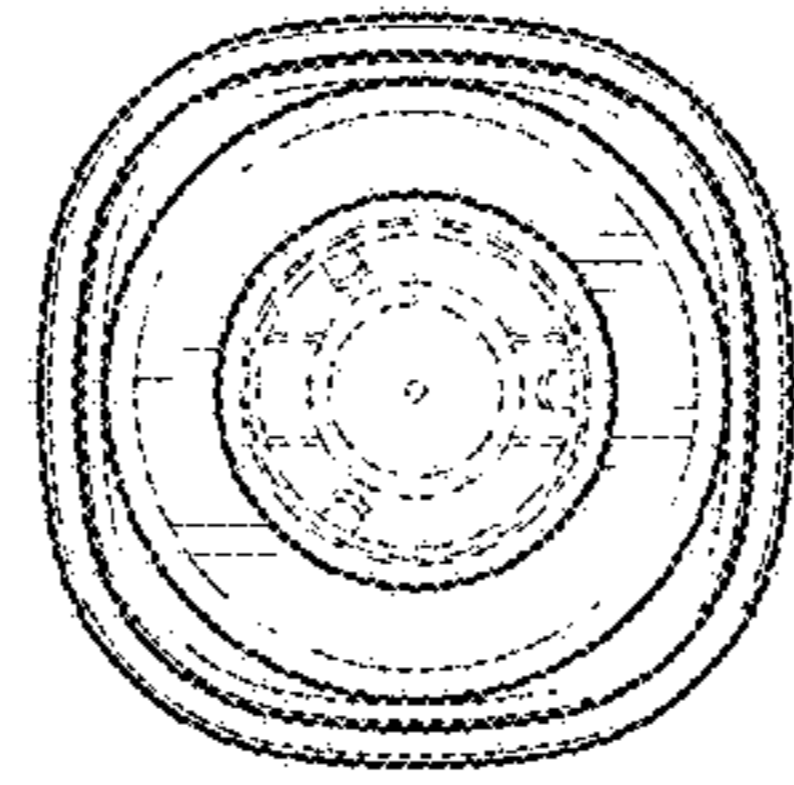


FIG. 10