



US00D857160S

(12) **United States Design Patent**
Eads et al.

(10) **Patent No.:** **US D857,160 S**

(45) **Date of Patent:** **** Aug. 20, 2019**

(54) **SHOWERHEAD**

(71) Applicant: **DELTA FAUCET COMPANY,**
Indianapolis, IN (US)

(72) Inventors: **Thad Eads,** Urbana, IN (US); **Seth Fritz,** Carmel, IN (US)

(73) Assignee: **DELTA FAUCET COMPANY,**
Indianapolis, IN (US)

(**) Term: **15 Years**

(21) Appl. No.: **29/644,239**

(22) Filed: **Apr. 16, 2018**

(51) **LOC (12) Cl.** **23-01**

(52) **U.S. Cl.**
USPC **D23/213**

(58) **Field of Classification Search**
USPC D23/213, 214, 215, 223, 224, 226, 229,
D23/230

CPC A61H 9/0021; A61H 33/00; B05B 1/00;
B05B 1/14; B05B 1/185; B05B 1/08;
B05B 1/02; B05B 1/26; B05B 12/002;
B05B 1/18; B05B 9/01

See application file for complete search history.

(56) **References Cited**

U.S. PATENT DOCUMENTS

D316,891 S * 5/1991 Lee D23/213
D355,242 S * 2/1995 Warshawsky D23/213
D417,716 S * 12/1999 Warshawsky D23/213
D417,903 S * 12/1999 Warshawsky D23/213

D472,958 S * 4/2003 Ouyoung D23/213
D479,301 S * 9/2003 Ouyoung D23/213
D494,655 S * 8/2004 Lin D23/213
D552,713 S * 10/2007 Rexach D23/213
D588,229 S * 3/2009 Lammel D23/213
D643,932 S * 8/2011 Vogtner D23/213
D698,892 S * 2/2014 Frost D23/213
D737,931 S * 9/2015 Schoenherr D23/223
D751,172 S * 3/2016 Bahler D23/213
D763,408 S * 8/2016 Garland D23/213
D780,287 S * 2/2017 Baker D23/213
D809,095 S * 1/2018 Baker D23/213
D811,524 S * 2/2018 Bossini D23/223
D820,388 S * 6/2018 Seum D23/213
D833,575 S * 11/2018 Soulier D23/223

* cited by examiner

Primary Examiner — Robin V Webster

Assistant Examiner — Keith J Wilson

(74) *Attorney, Agent, or Firm* — Edgar A. Zarins; Nirav D. Parikh

(57) **CLAIM**

The ornamental design for a showerhead, as shown and described.

DESCRIPTION

FIG. 1 is a perspective view of a showerhead showing our new design;

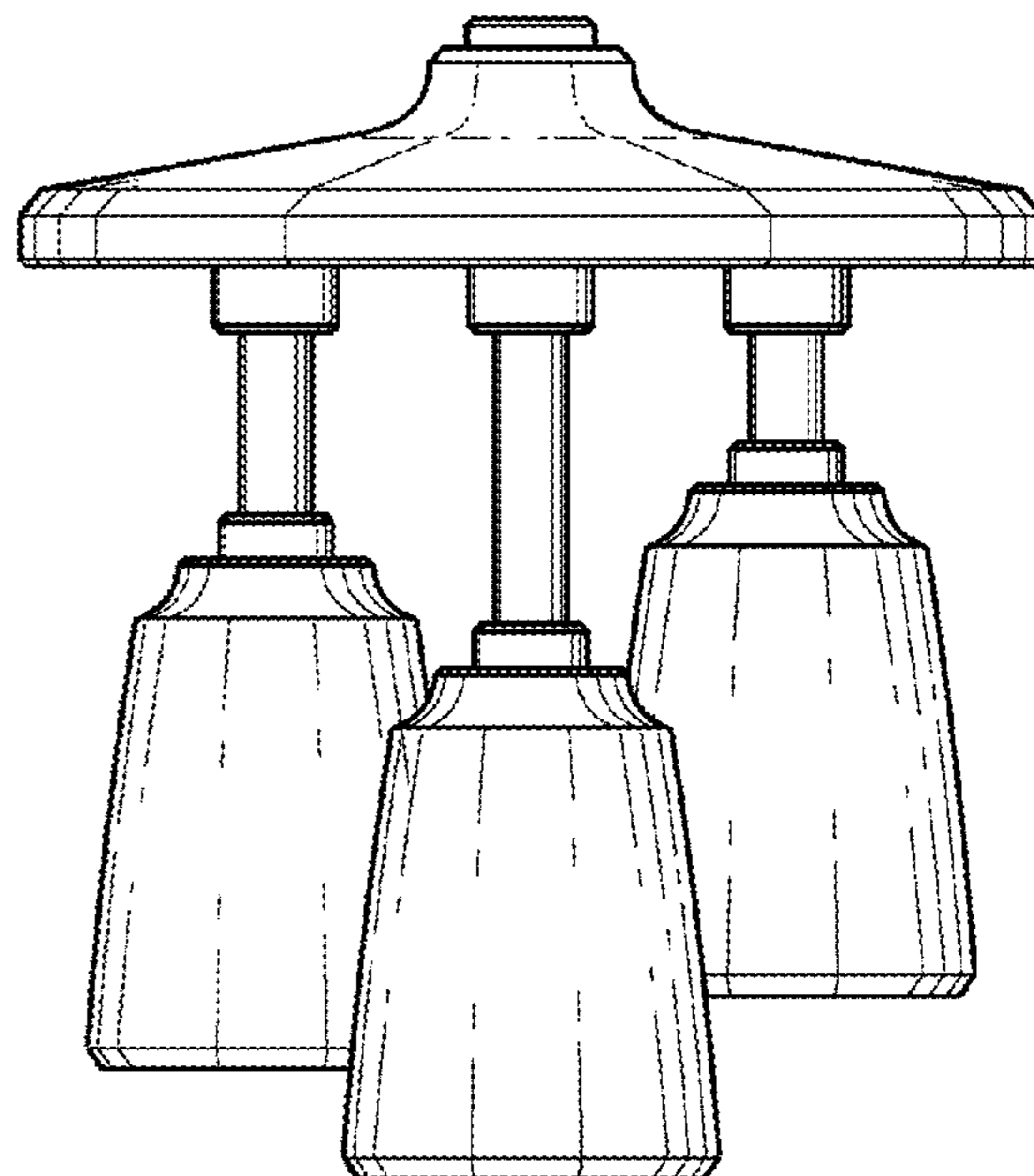

FIG. 2 is a side view thereof;

FIG. 3 is a top plan view thereof; and,

FIG. 4 is a bottom view thereof.

The broken lines shown represent environment only and form no part of the claimed design.

1 Claim, 2 Drawing Sheets






Fig-1

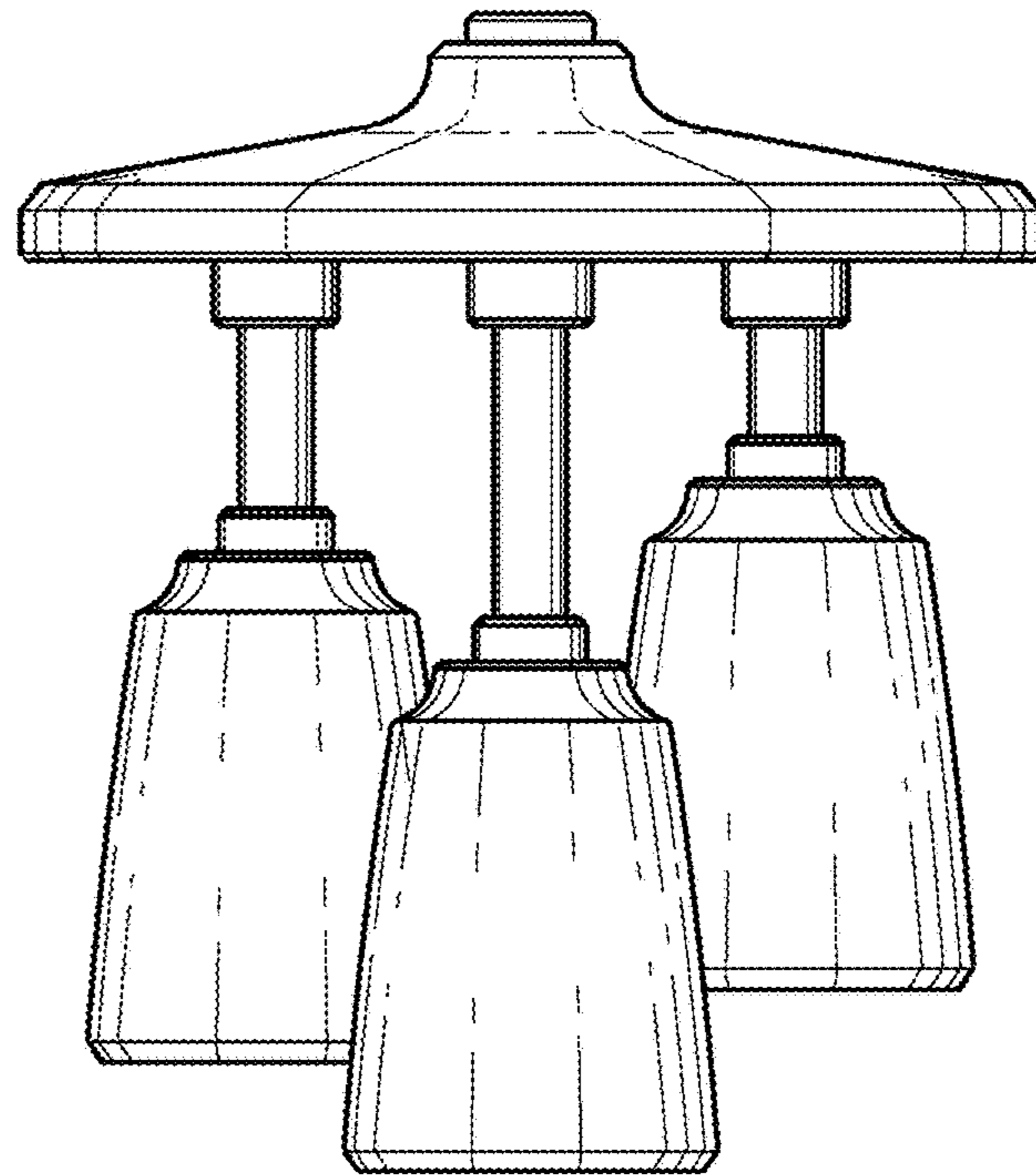


Fig-2




Fig-3

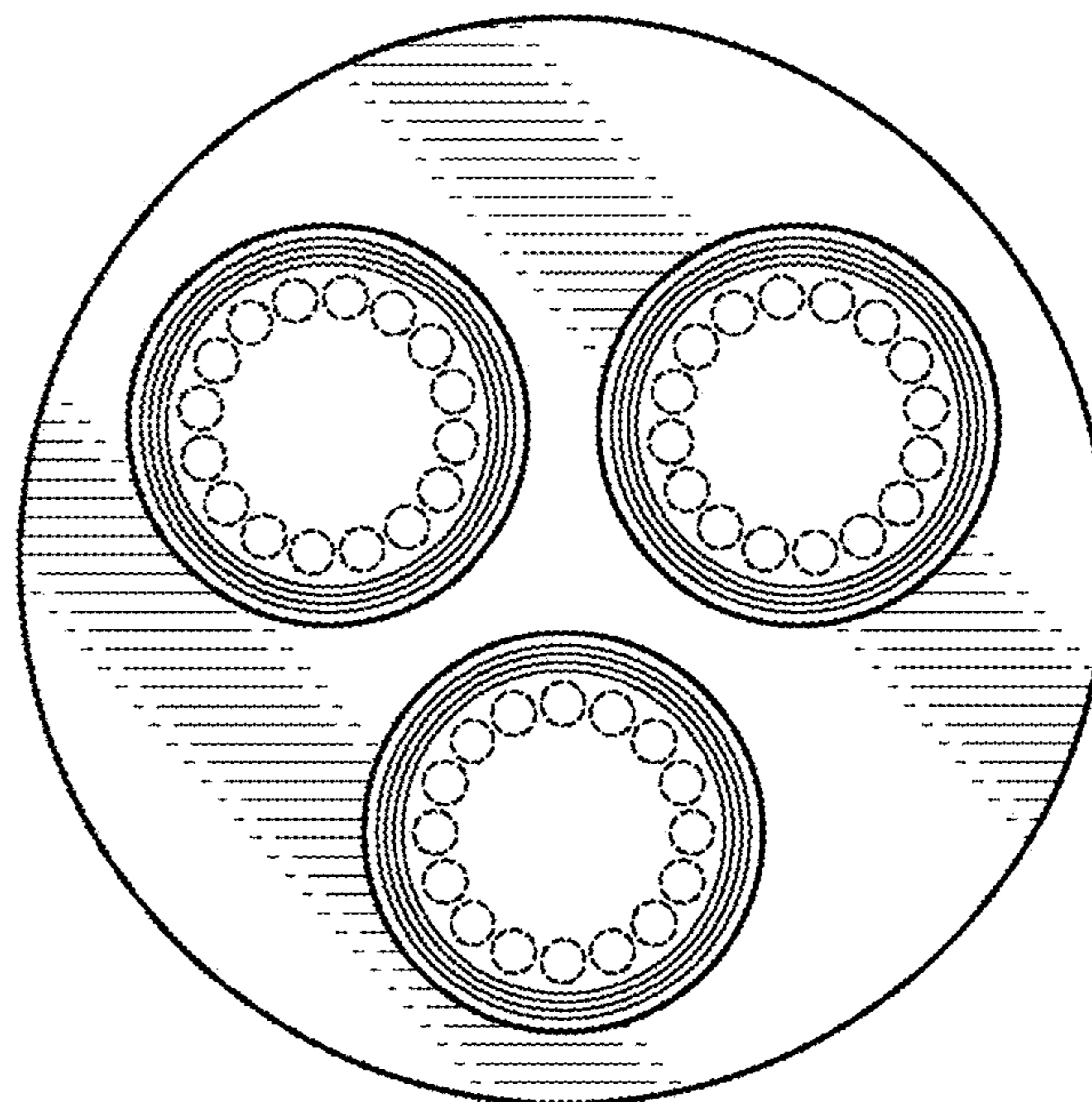


Fig-4