



US00D857150S

(12) **United States Design Patent**  
**London**

(10) **Patent No.:** **US D857,150 S**

(45) **Date of Patent:** **\*\* Aug. 20, 2019**

(54) **REFLECTIVE ARTIFICIAL FISHING LURE**

(71) Applicant: **Robert London**, Margate, FL (US)

(72) Inventor: **Robert London**, Margate, FL (US)

(\*\*) Term: **15 Years**

(21) Appl. No.: **29/655,281**

(22) Filed: **Jul. 2, 2018**

(51) **LOC (12) Cl.** ..... **22-05**

(52) **U.S. Cl.**  
USPC ..... **D22/125**

(58) **Field of Classification Search**  
USPC ..... D22/126-133; 43/42.25, 42.28, 42.31,  
43/42.32, 42.39

CPC ..... A01K 85/00; A01K 85/01; A01K 85/02;  
A01K 85/005; A01K 85/16; A01K 85/18;  
A01K 95/00

See application file for complete search history.

(56) **References Cited**

**U.S. PATENT DOCUMENTS**

1,406,834	A *	2/1922	Fisher	.....	A01K 85/00 43/42.14
1,953,692	A *	4/1934	Shoff	.....	A01K 85/16 43/42.25
2,384,993	A *	9/1945	Goddard	.....	A01K 85/08 43/42.25
3,564,754	A *	2/1971	Brawley	.....	A01K 85/00 43/42.26
D220,099	S *	3/1971	Brawley	.....	43/42.25
4,244,133	A *	1/1981	Martinek	.....	A01K 85/00 43/42.25

D270,854	S *	10/1983	Neese	.....	D22/128
D273,318	S *	4/1984	Abberger	.....	D22/128
4,468,881	A *	9/1984	Gordon, III	.....	A01K 85/00 43/42.25
D284,497	S *	7/1986	Millroy	.....	D22/126
D421,287	S *	2/2000	Whitfield	.....	D22/126
D424,653	S *	5/2000	Baker	.....	D22/126
D779,028	S *	2/2017	Morse	.....	D22/126
D815,243	S *	4/2018	Robinson	.....	D22/126

\* cited by examiner

*Primary Examiner* — Catherine R Oliver-Garcia

(74) *Attorney, Agent, or Firm* — The Rapacke Law Group, P.A.

(57) **CLAIM**

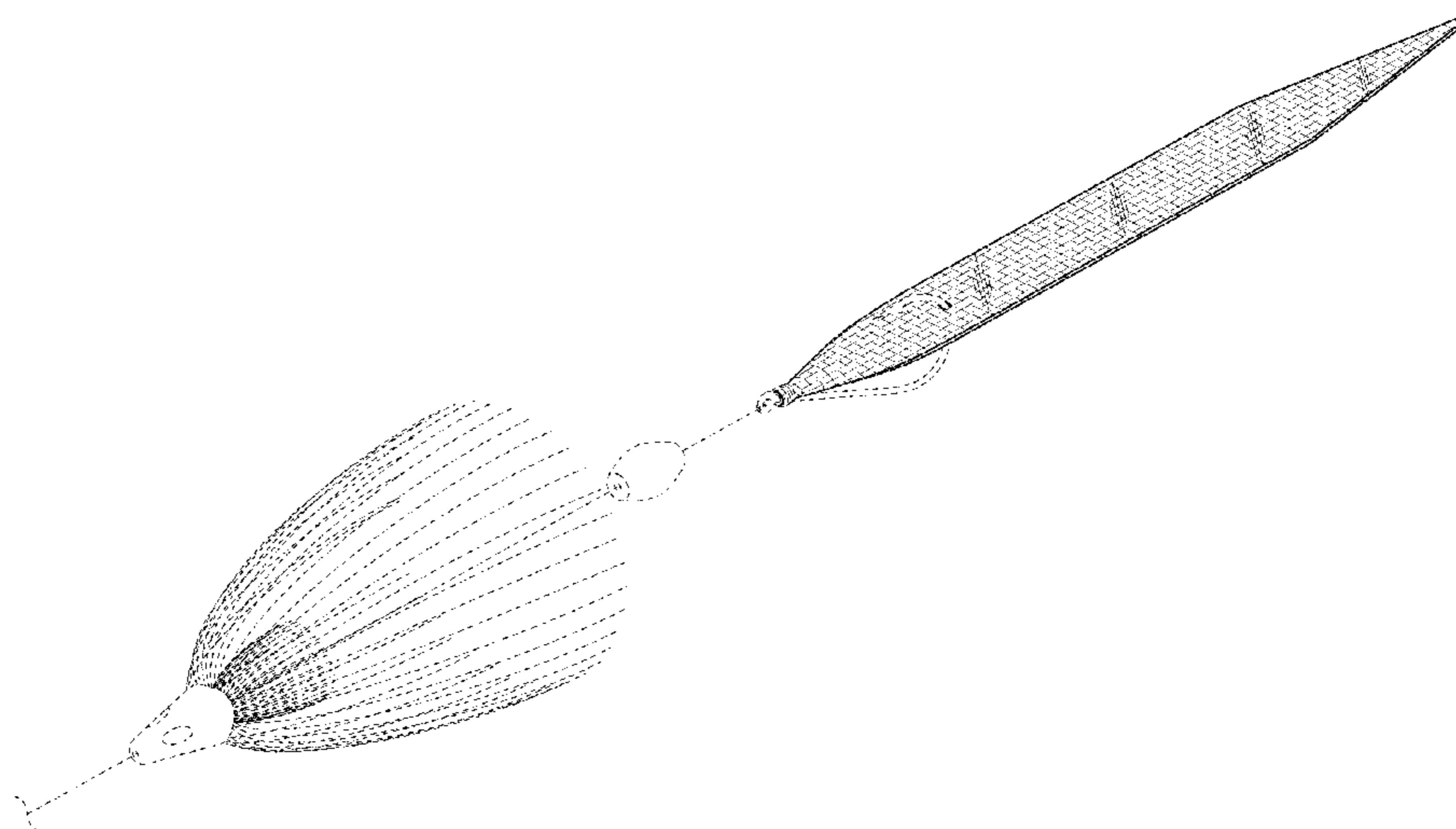
The ornamental design for a reflective artificial fishing lure, as shown and described.

**DESCRIPTION**

FIG. 1 is an environmental perspective view of the reflective artificial fishing lure showing the new design;  
 FIG. 2 is an isolated perspective view of the reflective artificial fishing lure thereof;  
 FIG. 3 is a top/bottom plan view of the reflective artificial fishing lure thereof;  
 FIG. 4 is a left side/right side elevational view of the reflective artificial fishing lure thereof;  
 FIG. 5 is a front elevational view of the reflective artificial fishing lure thereof; and,  
 FIG. 6 is a rear elevational view of the reflective artificial fishing lure thereof.

The broken lines in the drawings illustrate environmental subject matter and form no part of the claimed design.

**1 Claim, 3 Drawing Sheets**



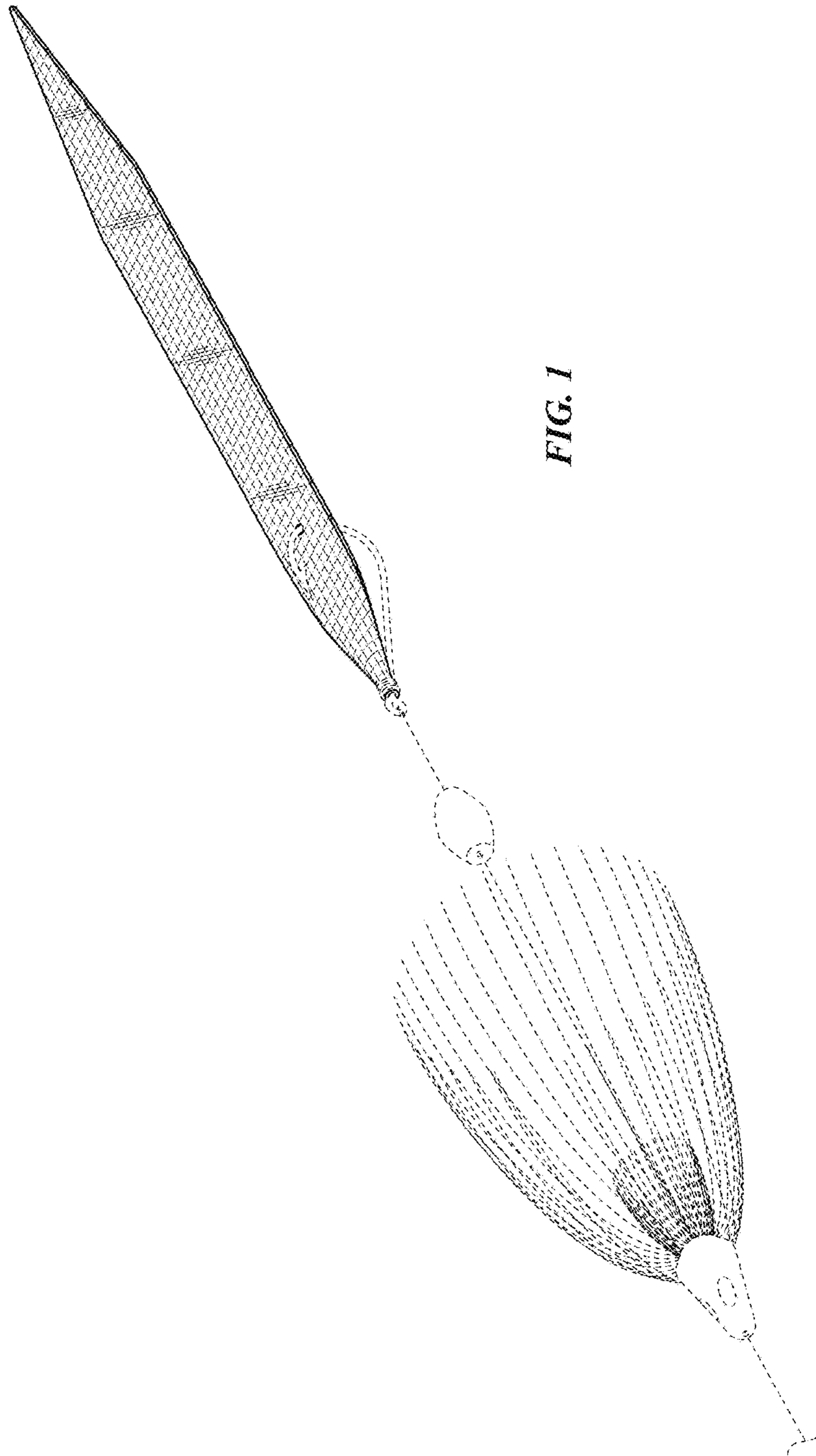
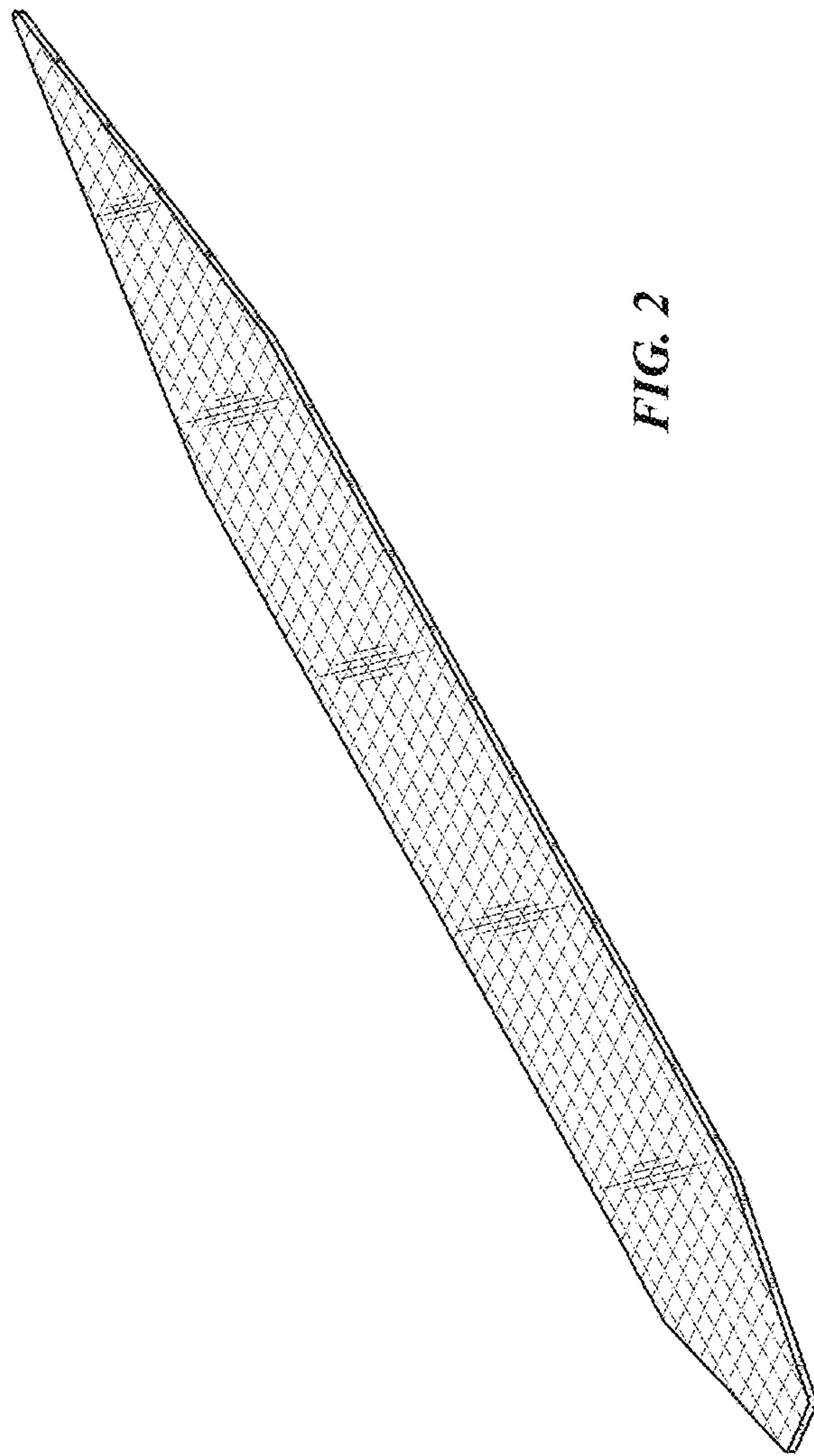
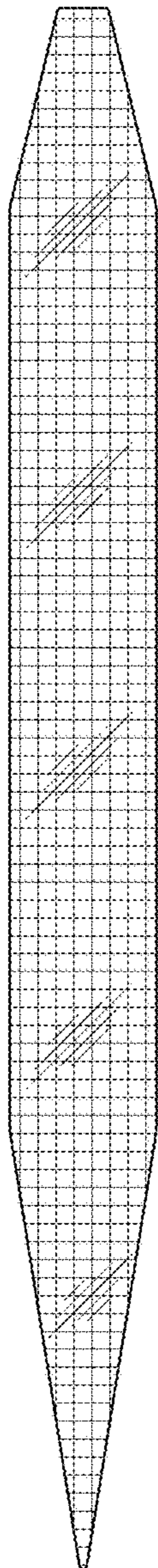


FIG. 1



*FIG. 2*



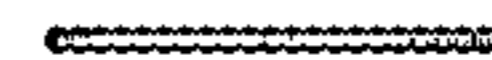
*FIG. 3*



*FIG. 4*



*FIG. 5*



*FIG. 6*