



US00D857148S

(12) **United States Design Patent** (10) **Patent No.:** **US D857,148 S**
Khubani et al. (45) **Date of Patent:** **** Aug. 20, 2019**

(54) **PEST DETERRENT DEVICE**

FOREIGN PATENT DOCUMENTS

(71) Applicant: **Telebrands Corp.**, Fairfield, NJ (US)
(72) Inventors: **Ajit Khubani**, Saddle River, NJ (US);
Damian Mucaro, Hackensack, NJ (US)

EP 001116560-0008 2/2009
EP 002343533-0008 12/2013
KR 101481917 1/2015

(73) Assignee: **Telebrands Corp.**, Fairfield, NJ (US)
(**) Term: **15 Years**

OTHER PUBLICATIONS

(21) Appl. No.: **29/657,614**
(22) Filed: **Jul. 24, 2018**

Ebay.com, Owl Alert Motion-Activated Security Statue As Seen On TV, No rodents/deer/pests! Earliest sale date shown—Mar. 14, 2019.*
Ebay.com, Plastic Simulation Owl Realistic Decoy Head Bird Pigeon Crow Garden, 1995-2019.*
Realistic Owl Decoy Scarecrow, available at https://www.amazon.com/dp/B073SKNMML/ref=sspa_dk_detail_1?psc=1&pd_rd_i=B073SKNMML&pd_rd_wg=LdkDD&pd_rd_r=WVVKRC72DY5VFR08RGH6&pd_r=
Owl Decoy Pest Congrol, available at https://www.vlindshop.top/home-garden-c-1_26_27_28_29_30/various-owl-decoy-pest-control-garden-bird-scarer-scarecrow-lawn-land-ornament-p-
Sensor Owl Light, available at <http://www.dreamproducts.com/sensor-owl-light.html>, accessed Jul. 24, 2018.

Related U.S. Application Data

(63) Continuation-in-part of application No. 29/608,845, filed on Jun. 26, 2017, now Pat. No. Des. 830,493.
(51) **LOC (12) Cl.** **22-06**
(52) **U.S. Cl.**
USPC **D22/120**
(58) **Field of Classification Search**
USPC D22/120, 119, 125; D99/38; D11/162;
116/22 A; 43/1-2, 58, 124
CPC A01M 29/06; A01M 31/06
See application file for complete search history.

* cited by examiner

Primary Examiner — Catherine R Oliver-Garcia
(74) *Attorney, Agent, or Firm* — Cooper & Dunham, LLP

(57) **CLAIM**

The ornamental design for a pest deterrent device, as shown and described.

DESCRIPTION

(56) **References Cited**

U.S. PATENT DOCUMENTS

D11,967 S * 9/1880 Bowen D99/38
D16,453 S * 1/1886 Pike D11/162
D148,517 S * 2/1948 Brooks D11/162
D366,451 S * 1/1996 Farstad D11/162
D385,612 S * 10/1997 Wright D22/119
5,901,491 A 5/1999 Caldwell
D518,411 S 4/2006 Weiser et al.
8,171,875 B1 * 5/2012 Caldwell A01M 29/06
116/22 A

FIG. 1 is a front perspective view of a pest deterrent device in accordance with the present design;
FIG. 2 is a front view thereof;
FIG. 3 is a back view thereof;
FIG. 4 is a right side thereof;
FIG. 5 is a left side view thereof;
FIG. 6 is a top view thereof; and,
FIG. 7 is a bottom view thereof.
The shading represents contour of the claimed design.

1 Claim, 7 Drawing Sheets






FIG.1



FIG.2



FIG.3



FIG.4



FIG. 5




FIG.6




FIG.7