

US00D857131S

(12) **United States Design Patent** (10) **Patent No.:** **US D857,131 S**
Marton et al. (45) **Date of Patent:** **** Aug. 20, 2019**

(54) **ENDPLATE FOR VIBRATING EXERCISE ROLLER**

(71) Applicant: **Hyper Ice, Inc.**, Irvine, CA (US)

(72) Inventors: **Robert Marton**, Yorba Linda, CA (US); **Anthony Katz**, Laguna Niguel, CA (US)

(73) Assignee: **Hyper Ice, Inc.**, Irvine, CA (US)

(**) Term: **15 Years**

(21) Appl. No.: **29/605,787**

(22) Filed: **May 30, 2017**

(51) **LOC (12) Cl.** **21-02**

(52) **U.S. Cl.**
USPC **D21/694**

(58) **Field of Classification Search**
USPC ... 482/106, 51, 93, 109, 110, 139, 142, 148, 482/44, 45, 46, 141, 95, 50, 129, 127; D21/680, 798, 692, 662, 804, 686, 671, D21/691, 682, 694, 687, 654, 487, 679, D21/684, 688, 412, 685, 400, 791, 725, D21/386, 457; D24/188, 211, 141, 215, D24/190, 200, 231, 106, 171; D30/160, D30/119; D6/601, 598, 604, 691.4, 597, D6/348, 361, 596, 606, 515; 601/112, 601/121, 122, 46, 15, 19, 120, 134, 135, 601/131; 220/4.07, 4.24, 4.27, 666; D3/307, 290, 299, 289, 287, 254, 246, D3/228, 302, 300, 301, 276, 11; 476/256, 519, 549, 558, 559, 564, 118, 476/457, 219, 513, 560, 568, 409; D7/608; D15/138; D23/369, 366, 223, D23/213, 229, 224; D12/180; 273/290, 273/359
CPC A61H 15/0092; A61H 2201/0207; A61H 15/00; A61H 2205/081; A61H 23/0263; A61H 7/001; A61H 2015/0014; A61H 2201/1284; A61H 39/04; A61H 2015/0071; H01R 13/6592; H01R 13/5219

See application file for complete search history.

(56) **References Cited**

U.S. PATENT DOCUMENTS

3,730,347 A * 5/1973 Giampalmi, Jr. B01D 27/148
210/266
D255,263 S * 6/1980 Mandon D23/369
4,412,272 A * 10/1983 Wedertz H05K 1/189
174/535
4,447,100 A * 5/1984 Dyce H01R 13/6592
174/750

(Continued)

OTHER PUBLICATIONS

“Hyperice | Vyper Vibrating Foam Roller,” www.hyperice.com/vyper, accessed on Sep. 7, 2017, 10 pages.

Primary Examiner — Ryan Harvey

(74) *Attorney, Agent, or Firm* — Patterson Intellectual Property Law, P.C.; Jerry Turner Sewell

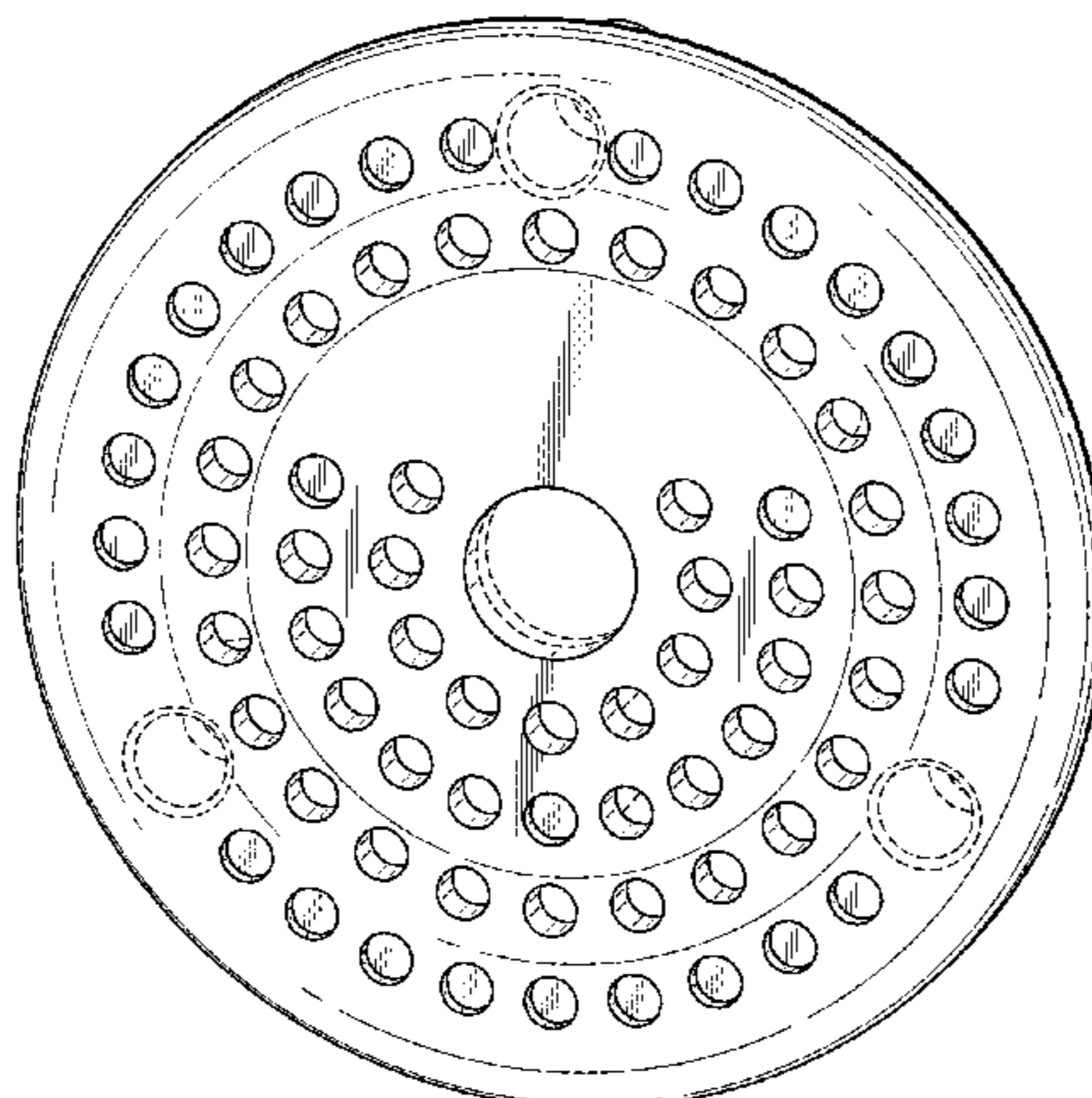
(57) **CLAIM**

The ornamental design for an endplate for vibrating exercise roller, as shown and described.

DESCRIPTION

FIG. 1 is a front perspective view of the present design. FIG. 2 is a rear perspective view of the present design. FIG. 3 is a front elevation view of the present design. FIG. 4 is a top plan view of the present design. FIG. 5 is a bottom plan view of the present design. FIG. 6 is a left side elevation view of the present. FIG. 7 is a right side elevation view of the present design; and, FIG. 8 is a rear elevation view of the present design. In FIGS. 1-8, broken lines are shown to define boundaries around portions of the article which are not part of the claimed design.

1 Claim, 5 Drawing Sheets



(56)

References Cited

U.S. PATENT DOCUMENTS

4,820,201 A * 4/1989 Van Brunt H01R 9/038
439/607.3
D326,311 S * 5/1992 Lenci D23/213
5,443,270 A * 8/1995 Loritz A63F 3/00697
273/290
5,595,496 A * 1/1997 Konda H01R 13/5219
439/271
D381,611 S * 7/1997 Ohata D12/180
5,833,822 A * 11/1998 Hsu H01M 8/0228
204/270
5,915,694 A * 6/1999 Brum H01Q 15/145
102/501
D413,093 S * 8/1999 Johnson D12/180
D443,335 S * 6/2001 Andrus D23/213
D463,844 S * 10/2002 Farley D23/229
D541,717 S * 5/2007 Chen D12/180
D576,251 S * 9/2008 Schonherr D23/213
D582,949 S * 12/2008 Yamashita D15/138
D583,395 S * 12/2008 Ueda D15/138
D599,881 S * 9/2009 Wang D23/213
D661,633 S * 6/2012 Shinagawa D12/180
D666,853 S * 9/2012 Tunstall D23/269
D743,519 S * 11/2015 Furner D23/366
D783,475 S * 4/2017 Wen D12/180
D793,572 S * 8/2017 Kozuka D24/224
D816,780 S * 5/2018 Beekzad D21/457
9,968,513 B1 * 5/2018 Marton A61H 15/00
D825,695 S * 8/2018 Kim D21/662
2016/0158096 A1 * 6/2016 Godfrey A61H 23/0263
601/72

* cited by examiner

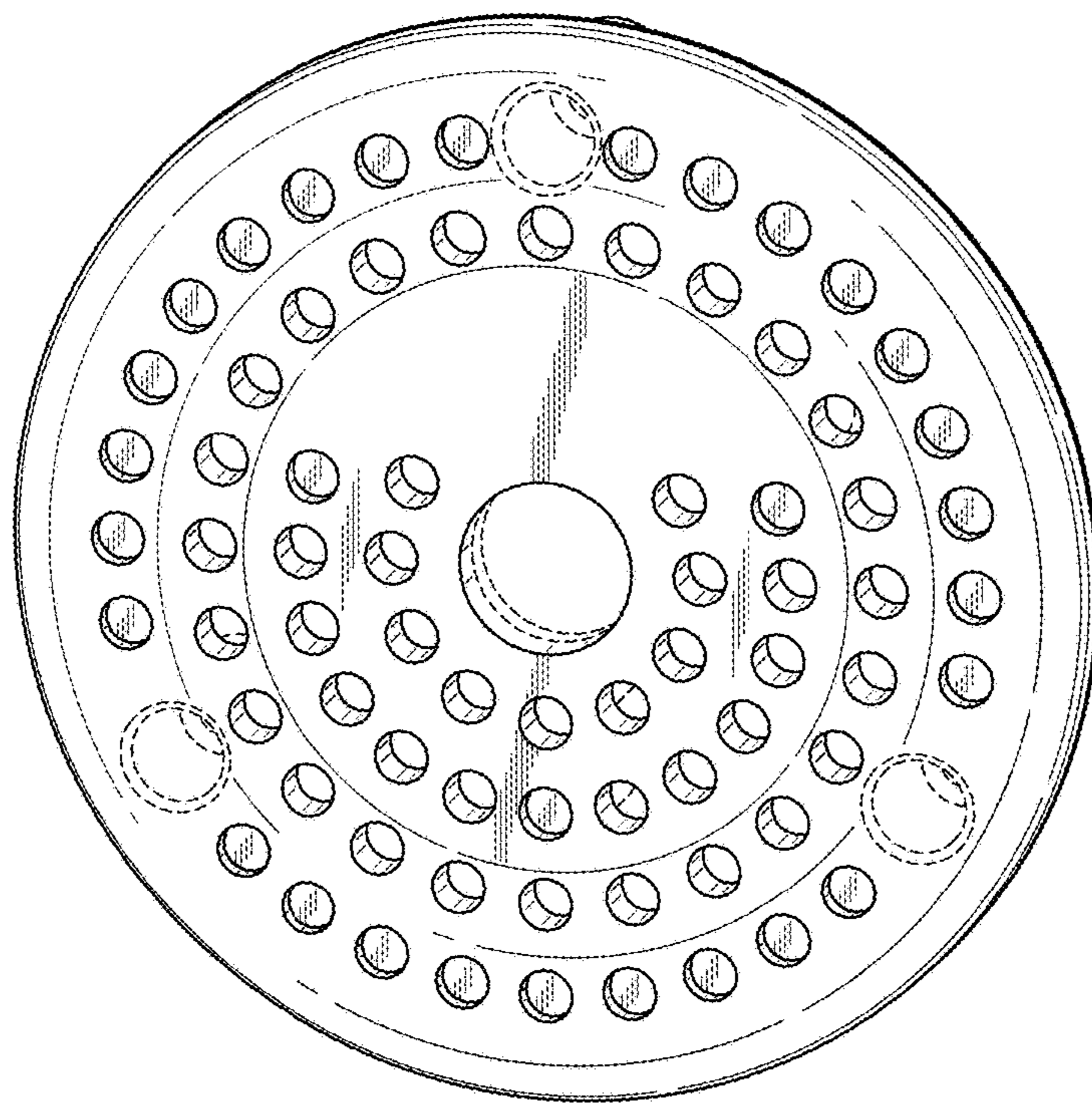


FIG. 1

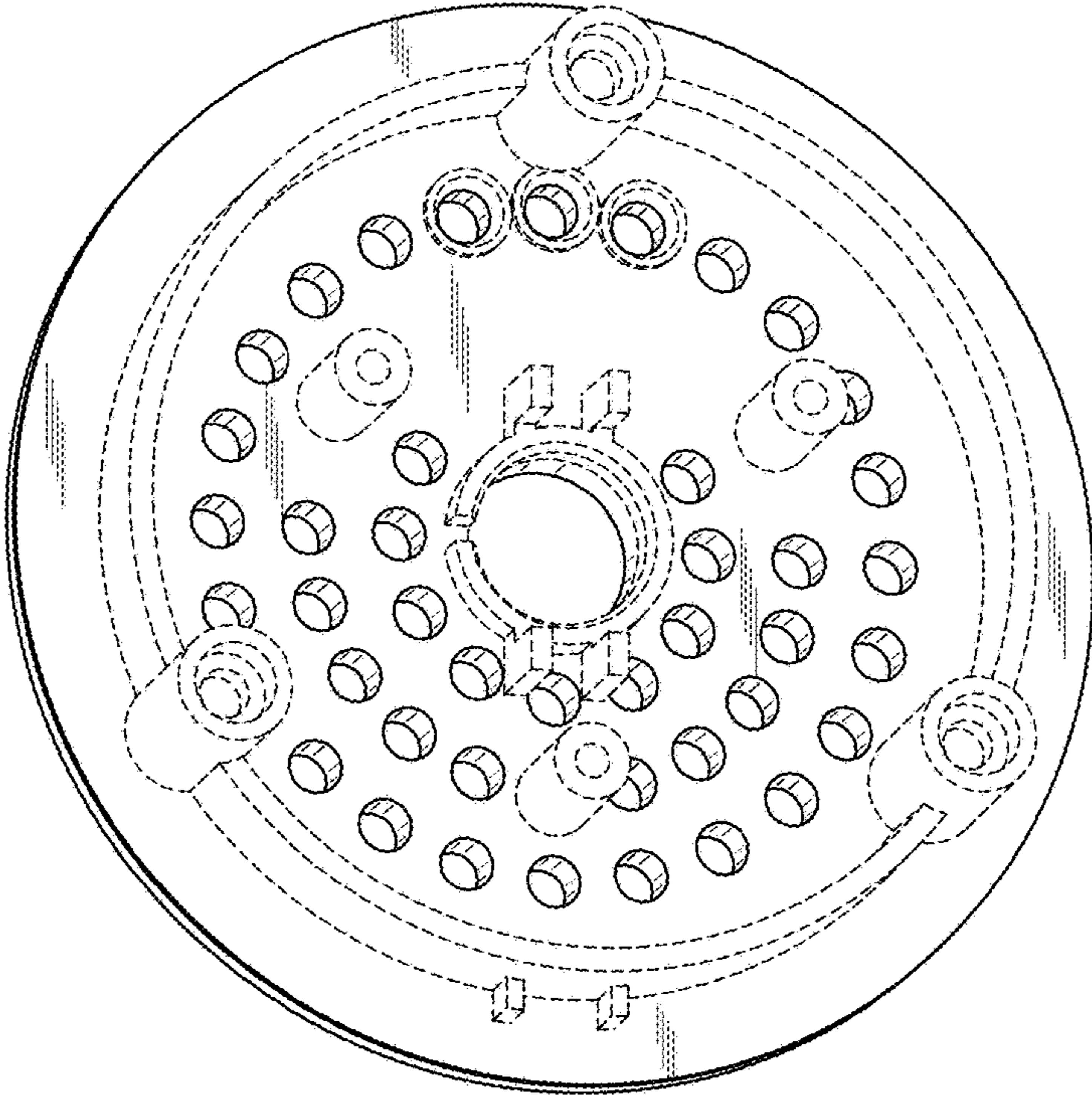


FIG. 2

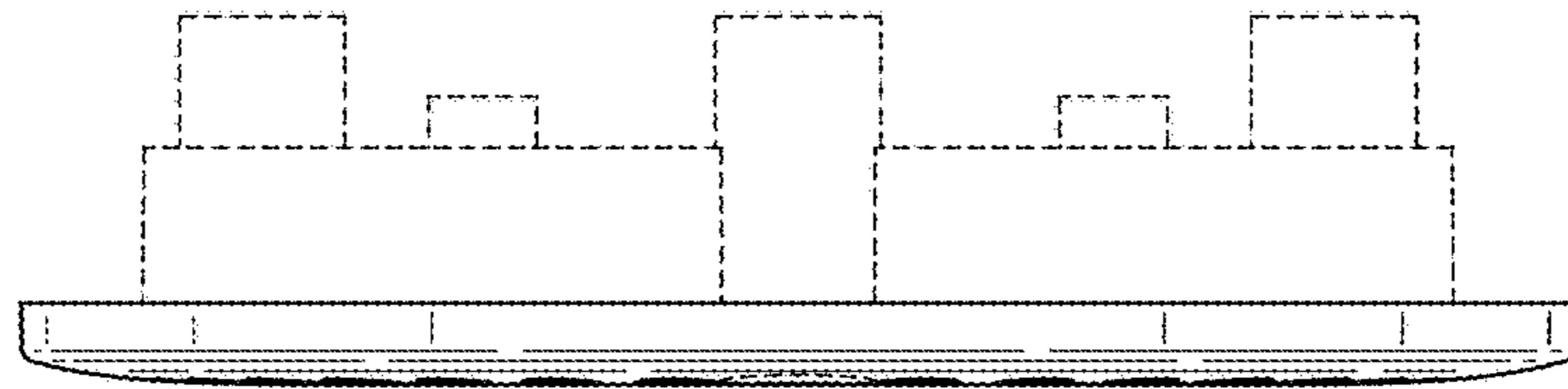


FIG. 4

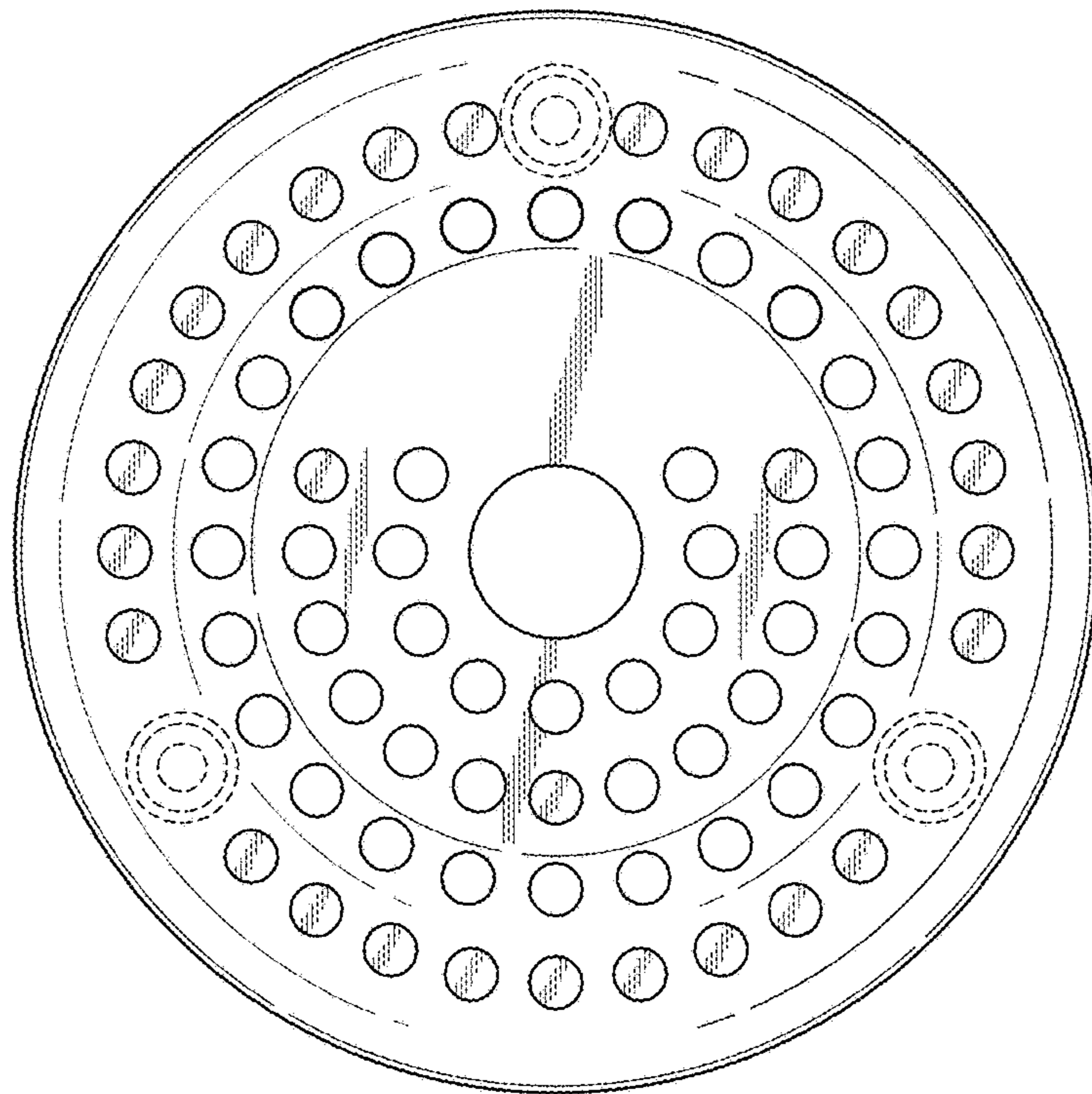


FIG. 3

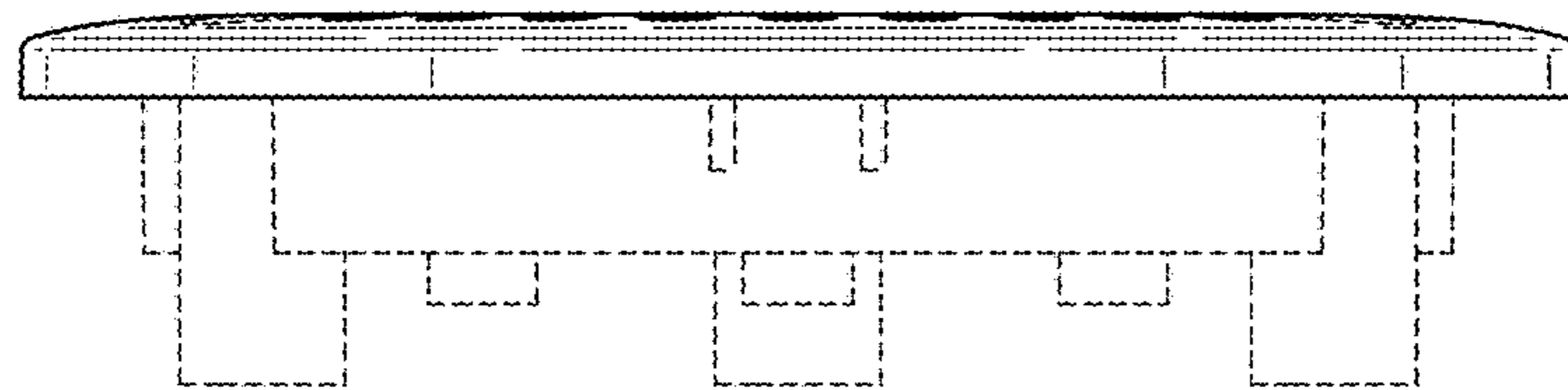


FIG. 5

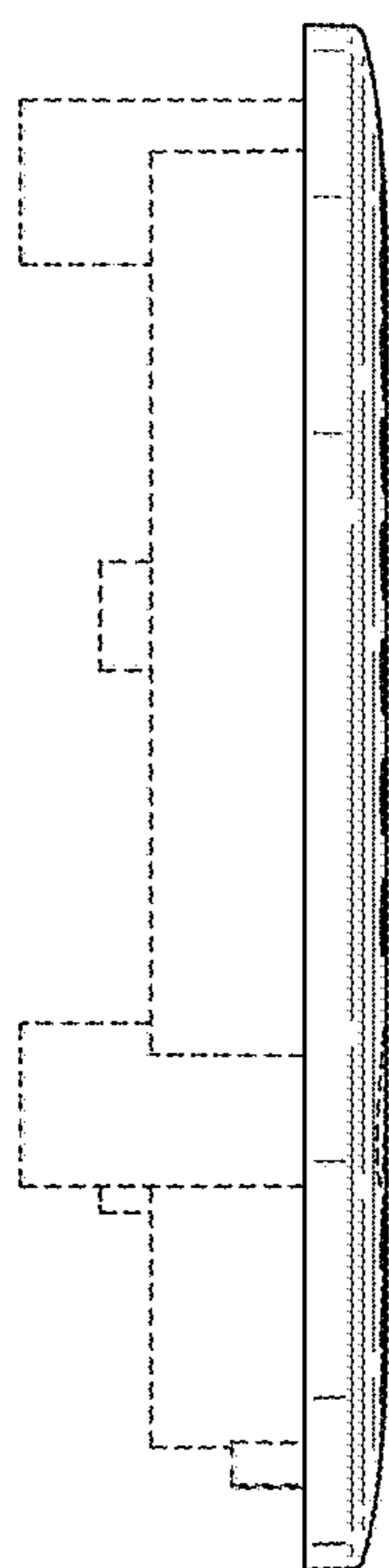


FIG. 6

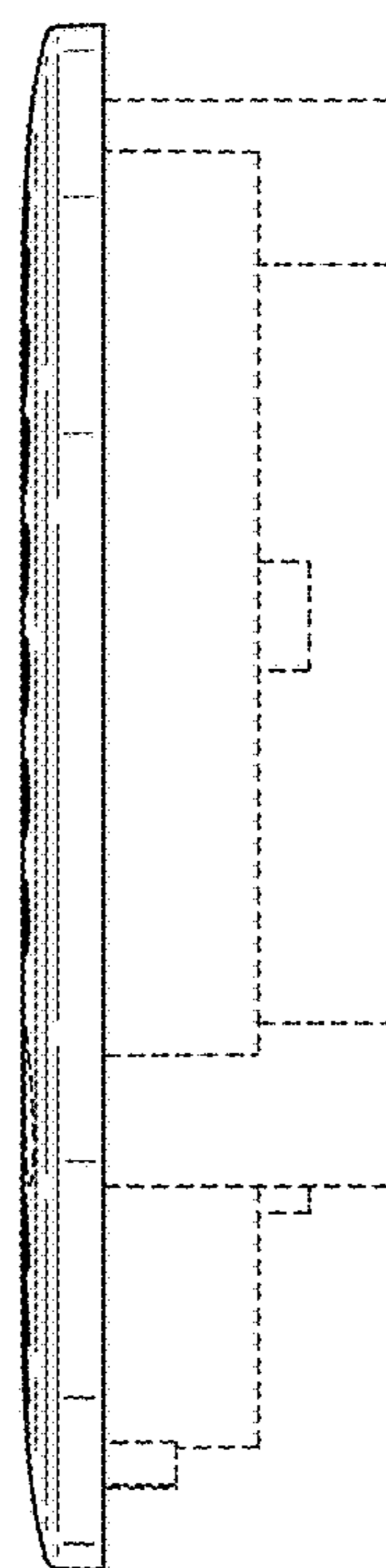


FIG. 7

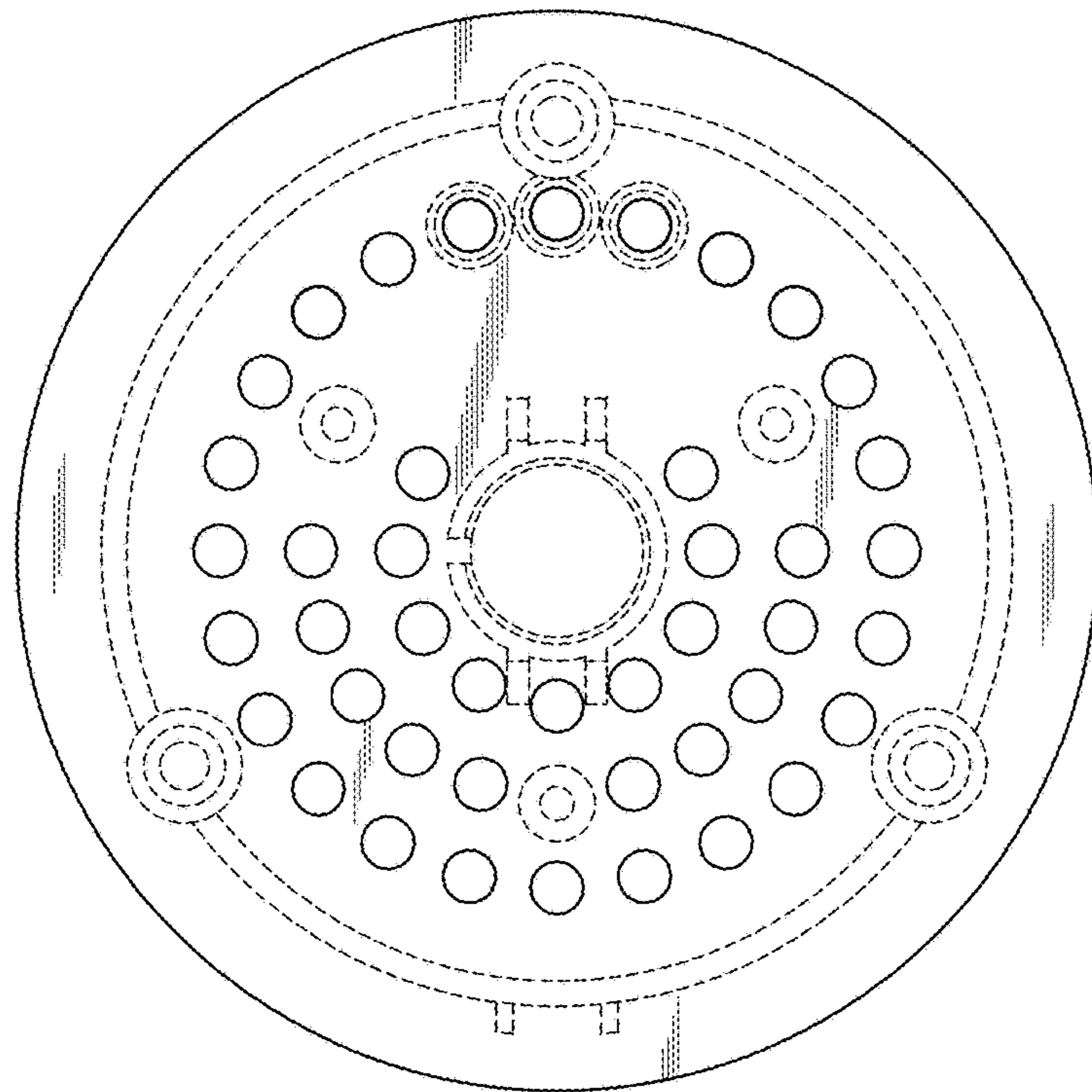


FIG. 8