



US00D857124S

(12) **United States Design Patent** (10) **Patent No.:** **US D857,124 S**
Davies (45) **Date of Patent:** **** Aug. 20, 2019**

- (54) **TOY ELEMENT**
- (71) Applicant: **LEGO A/S**, Billund (DK)
- (72) Inventor: **Jeffrey Alan Davies**, Vejle (DK)
- (73) Assignee: **LEGO A/S**, Billund (DK)
- (**) Term: **15 Years**
- (21) Appl. No.: **29/613,590**
- (22) Filed: **Aug. 11, 2017**

Related U.S. Application Data

- (62) Division of application No. 35/500,881, filed on Dec. 30, 2015 (U.S. filing date under 35 U.S.C. 384), and having an international filing date of Dec. 30, 2015, now Pat. No. Des. 806,181.
- (51) **LOC (12) Cl.** **21-01**
- (52) **U.S. Cl.**
USPC **D21/621**
- (58) **Field of Classification Search**
USPC D21/621
CPC A63H 3/16
See application file for complete search history.

References Cited

U.S. PATENT DOCUMENTS

3,005,282 A	10/1961	Christiansen	
3,034,254 A	5/1962	Christiansen	
3,597,875 A	8/1971	Christiansen	
D239,846 S *	5/1976	Knudsen D21/621
D252,908 S	9/1979	Bayly	
D252,909 S	9/1979	Bayly	
D252,910 S	9/1979	Bayly	
D252,977 S	9/1979	Bayly	
D252,978 S	9/1979	Bayly	
D252,979 S	9/1979	Bayly	
D252,980 S	9/1979	Bayly	
D252,981 S	9/1979	Fenton	

D253,711 S *	12/1979	Christiansen D21/621
4,203,248 A *	5/1980	Tapdrup A63H 3/16 446/118
4,205,482 A	6/1980	Christiansen et al.	
D282,090 S	1/1986	Takahashi	
D287,519 S	12/1986	Takahashi	
4,744,780 A	5/1988	Volpe	
D317,796 S *	6/1991	Laursen D21/621
D321,648 S	11/1991	Ricci	
D324,084 S	2/1992	Knudsen	
D353,851 S	12/1994	Glynn	
D354,319 S	1/1995	Wilson	
D365,756 S	1/1996	Rask et al.	
D378,837 S	4/1997	Olsen et al.	
5,683,283 A	11/1997	Glynn	
D389,408 S	1/1998	Rask et al.	
6,547,624 B1	4/2003	Bojesen et al.	

(Continued)

OTHER PUBLICATIONS

1978 Police Officer webpage at <http://www.leog.com/en-us/themes/minifigures/characters/1978-police-officer-52ead080c2c845b29a37c209e389aef2> (Year: 2018).*

(Continued)

Primary Examiner — George D. Kirschbaum
(74) *Attorney, Agent, or Firm* — Day Pitney LLP

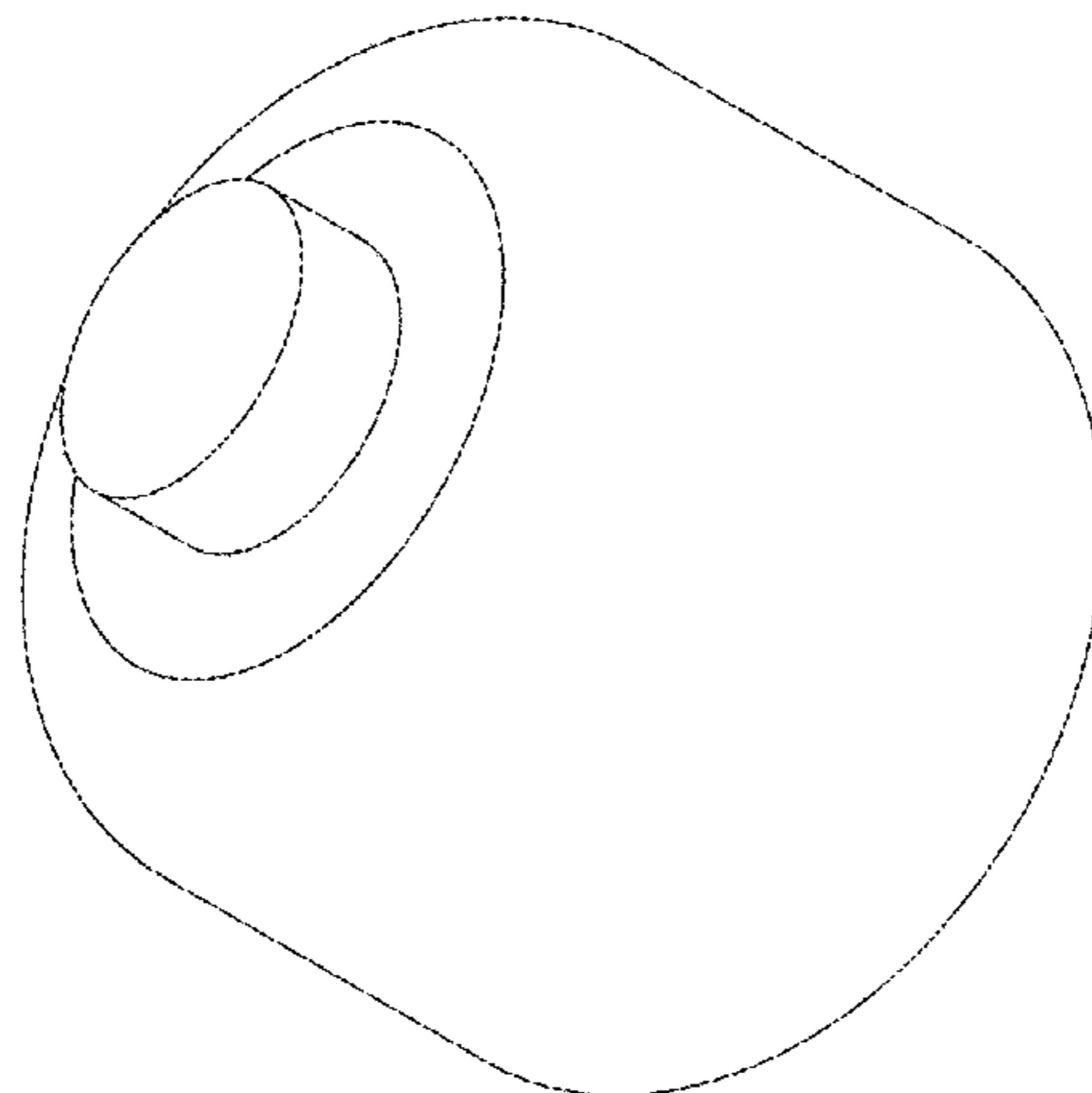
(57) **CLAIM**

The ornamental design for a toy element, as shown and described.

DESCRIPTION

FIG. 1 is a front perspective view of my ornamental design for toy element;
FIG. 2 is a top plan view thereof;
FIG. 3 is a front elevational view thereof;
FIG. 4 is a bottom perspective view thereof; and,
FIG. 5 is a bottom plan view thereof.

1 Claim, 5 Drawing Sheets



(56)

References Cited

U.S. PATENT DOCUMENTS

6,736,691	B1	5/2004	Bach
7,708,615	B2	5/2010	Munch
8,690,631	B2	4/2014	Nag
8,756,894	B2	6/2014	Swartz et al.
D715,377	S	10/2014	Cunningham
D718,823	S	12/2014	Cunningham
8,905,812	B2	12/2014	Pai-Chen
9,010,059	B2	4/2015	Lin
D731,599	S	6/2015	Pilgaard
D749,680	S	2/2016	Lin
D771,198	S	11/2016	Ryaa
D771,199	S	11/2016	Ryaa
D777,845	S	1/2017	Marcil et al.
9,539,519	B2	1/2017	Vollers et al.
2009/0215357	A1	8/2009	Seligman

OTHER PUBLICATIONS

<http://retardzone.com/2008/08/26/facts-and-history-of-the-lego-minifigure/> (Year: 2018).*

USPTO's Requirement for Restriction/Election with references, issued in corresponding U.S. Appl. No. 35/500,881, filed Apr. 14, 2017.

* cited by examiner

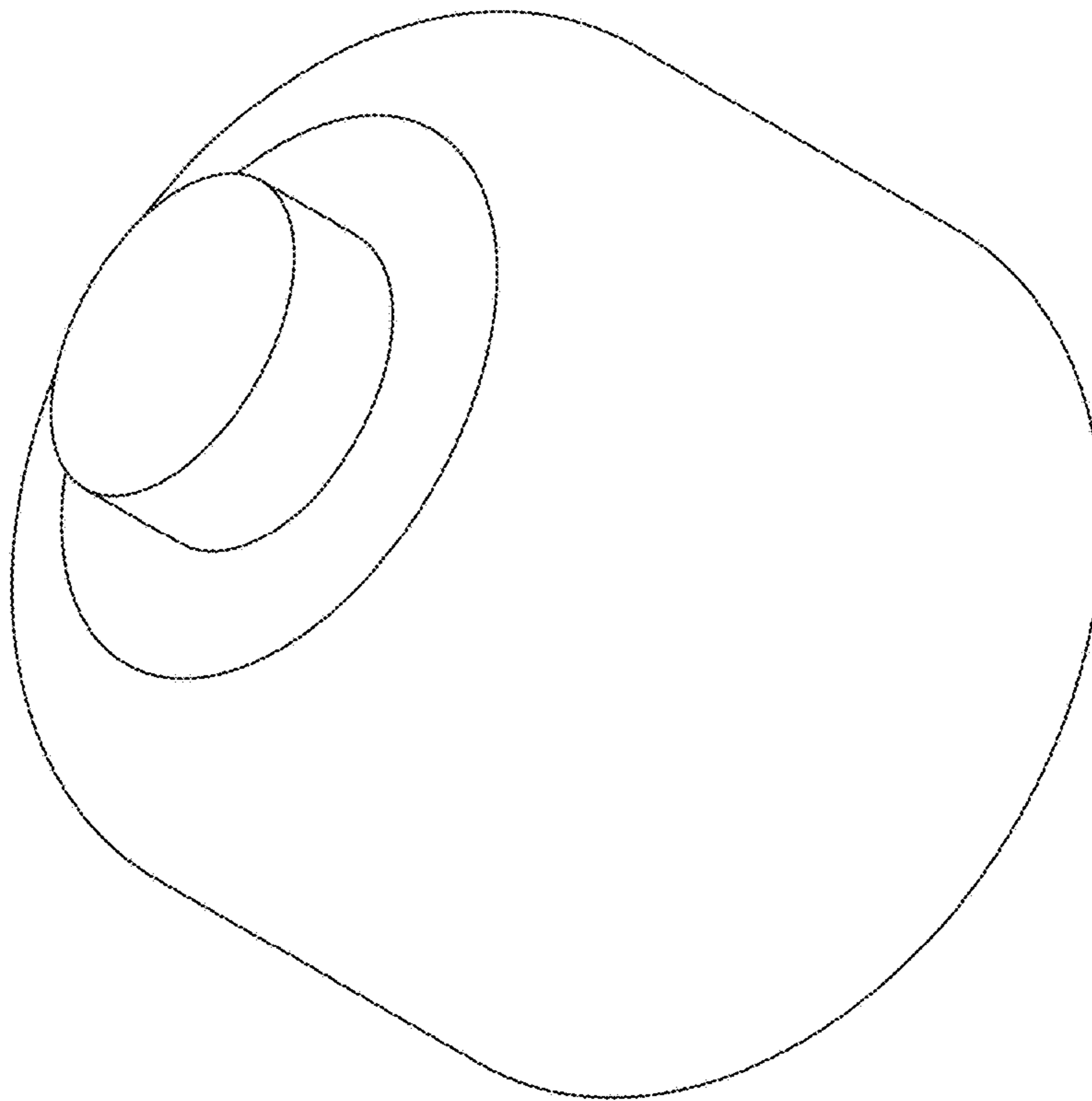


FIG. 1

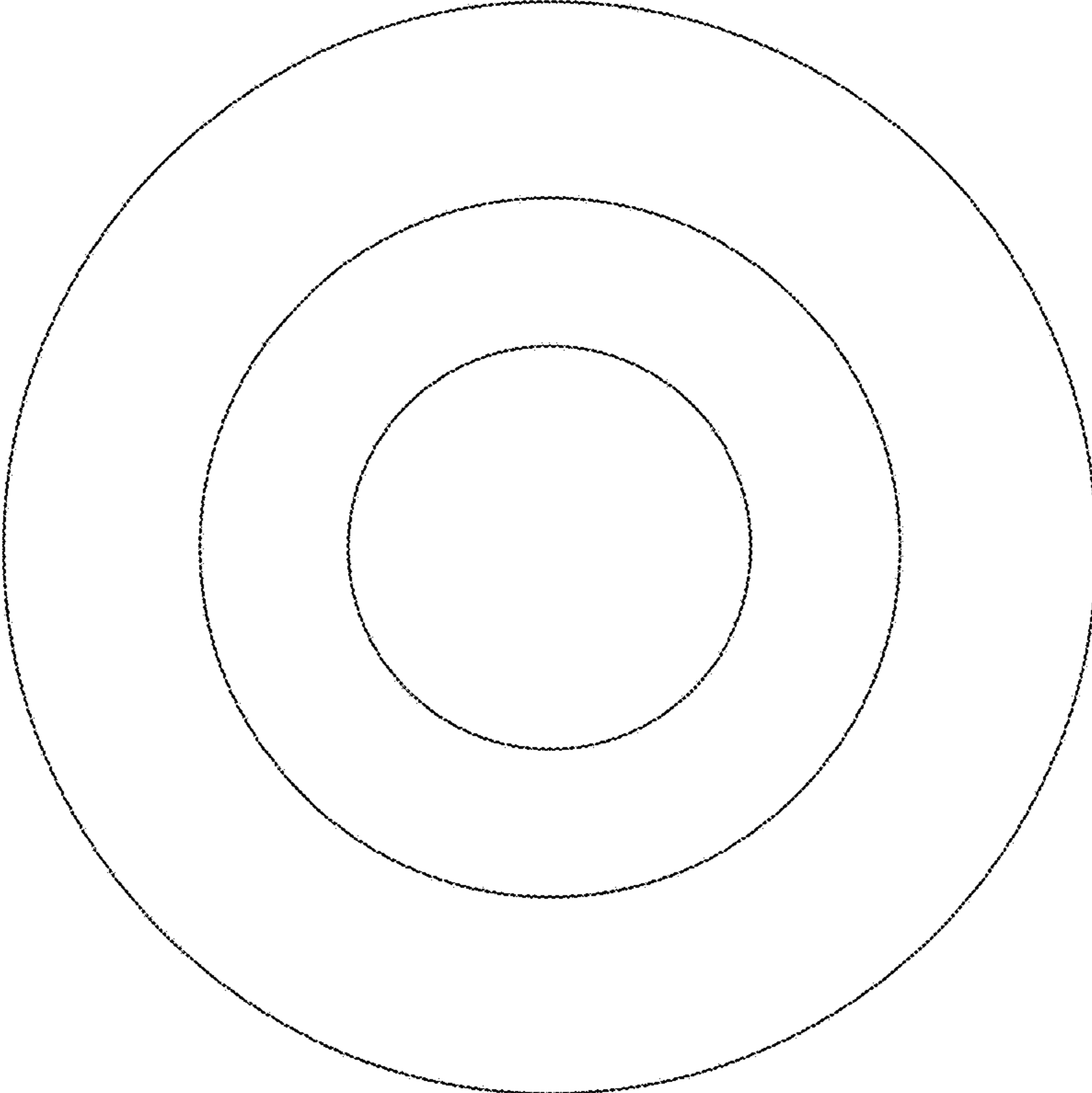


FIG. 2




FIG. 3

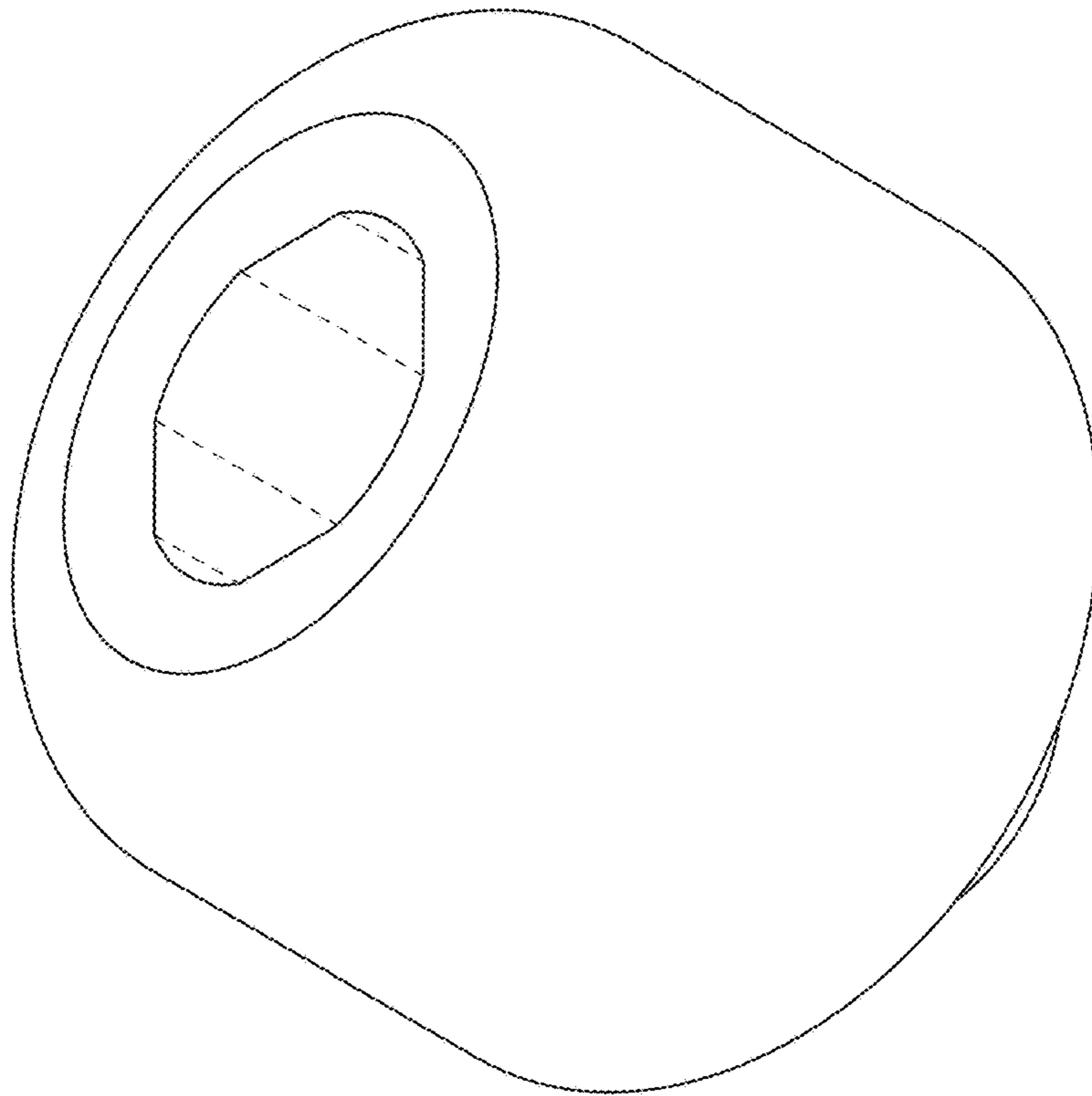


FIG. 4

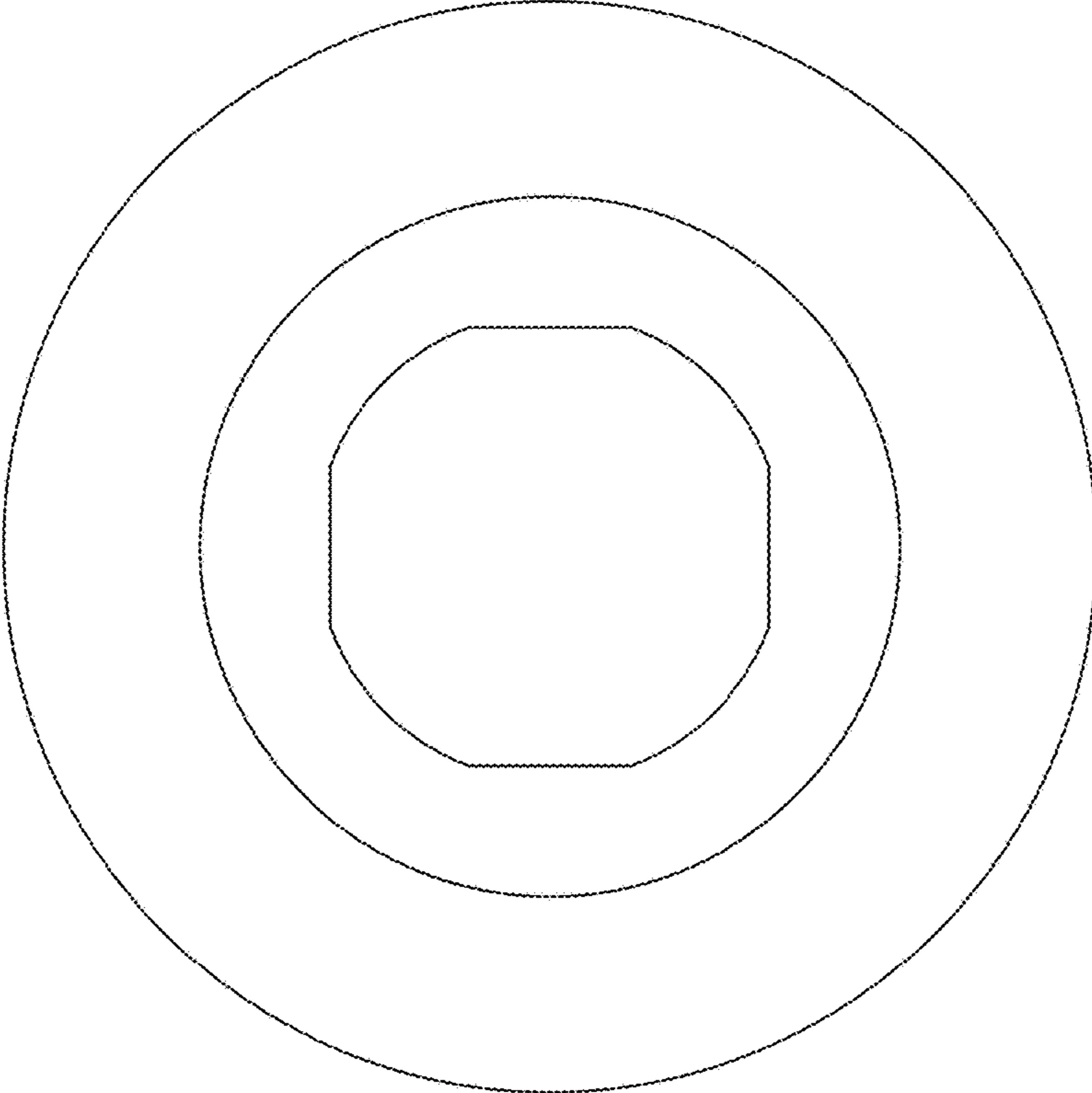


FIG. 5