



US00D857029S

(12) **United States Design Patent**  
**Raji et al.**

(10) **Patent No.:** **US D857,029 S**

(45) **Date of Patent:** **\*\* Aug. 20, 2019**

(54) **DISPLAY SCREEN OR PORTION THEREOF WITH GRAPHICAL USER INTERFACE**

(71) Applicant: **ADP, LLC**, Roseland, NJ (US)

(72) Inventors: **Hafeez Raji**, New York, NY (US);  
**Vikas Saini**, Old Bridge, NJ (US);  
**Samir Khanal**, Valley Center, CA (US);  
**Marc Rind**, Summit, NJ (US);  
**Chandradeep Kanakamedala**,  
Hyderabad (IN)

(73) Assignee: **ADP, LLC**, Roseland, NJ (US)

(\*\*) Term: **15 Years**

(21) Appl. No.: **29/608,353**

(22) Filed: **Jun. 21, 2017**

**Related U.S. Application Data**

(60) Continuation of application No. 29/584,763, filed on Nov. 17, 2016, which is a division of application No. 29/508,521, filed on Nov. 7, 2014, now Pat. No. Des. 775,635.

(51) **LOC (12) Cl.** ..... **14-04**

(52) **U.S. Cl.**  
USPC ..... **D14/485**

(58) **Field of Classification Search**  
USPC ..... D14/485-488  
CPC . G06F 3/0482; G06F 3/04842; G06F 3/04817  
See application file for complete search history.

(56) **References Cited**

**U.S. PATENT DOCUMENTS**

D531,636 S	11/2006	Hoefnagels
D532,014 S	11/2006	Hoefnagels
D673,967 S	1/2013	Pearcy
D681,656 S	5/2013	Lawrence

D685,814 S	7/2013	Bork	
D692,451 S	10/2013	Pearcy	
D701,519 S	3/2014	Campiranon	
D705,246 S	5/2014	Ranz	
D705,794 S	5/2014	Ranz	
D711,902 S	8/2014	Scott	
D750,097 S	2/2016	Kim	
D775,144 S *	12/2016	Vazquez	D14/485
D775,635 S *	1/2017	Raji	D14/485
D777,747 S *	1/2017	Derby	D14/486
D778,927 S *	2/2017	Bertnick	D14/486
D778,932 S *	2/2017	Hotchkiss	D14/486
D781,300 S *	3/2017	Rhodes	D14/485
D781,886 S *	3/2017	Dziuba	D14/486

(Continued)

*Primary Examiner* — Sheryl Lane

*Assistant Examiner* — Nicole C Shiflet

(74) *Attorney, Agent, or Firm* — Patrick J. Daugherty;  
Daugherty & Del Zoppo Co., LPA

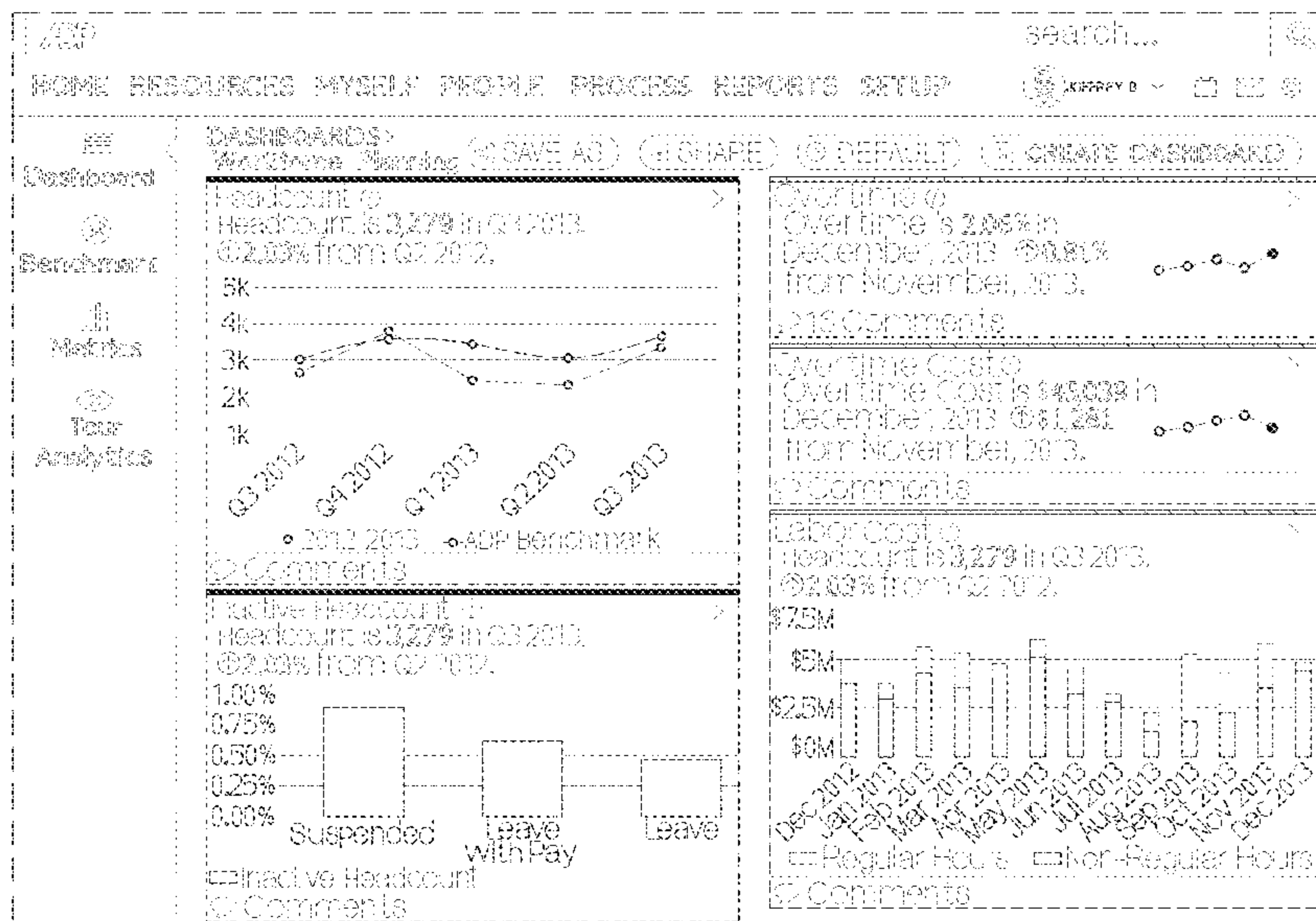
(57) **CLAIM**

We claim the ornamental design for a display screen or portion thereof with graphical user interface, as shown and described.

**DESCRIPTION**

FIG. 1 is a front view of an embodiment of the display screen or portion thereof with graphical user interface; FIG. 2 is a front view of another embodiment of the display screen or portion thereof with graphical user interface; and, FIG. 3 is a front view of another embodiment of the display screen or portion thereof with graphical user interface. The outer edge of the portion of the display screen is understood to be congruent with the outer edge of the graphical user interface. The broken lines in FIGS. 1, 2 and 3 showing text, words, numbers, symbols, and other shapes in the graphical user interface form no part of the claimed design.

**1 Claim, 3 Drawing Sheets**



(56)

**References Cited**

U.S. PATENT DOCUMENTS

D786,921	S	*	5/2017	Akana .....	D14/489
D807,900	S	*	1/2018	Raji .....	D14/485
D822,047	S	*	7/2018	Wills .....	D14/486
D823,313	S	*	7/2018	Corallini .....	D14/485
D829,236	S	*	9/2018	Chauhan .....	D14/486
D829,752	S	*	10/2018	Chauhan .....	D14/486
2005/0181394	A1		8/2005	Steemers	
2011/0152111	A1		6/2011	Fan	

\* cited by examiner



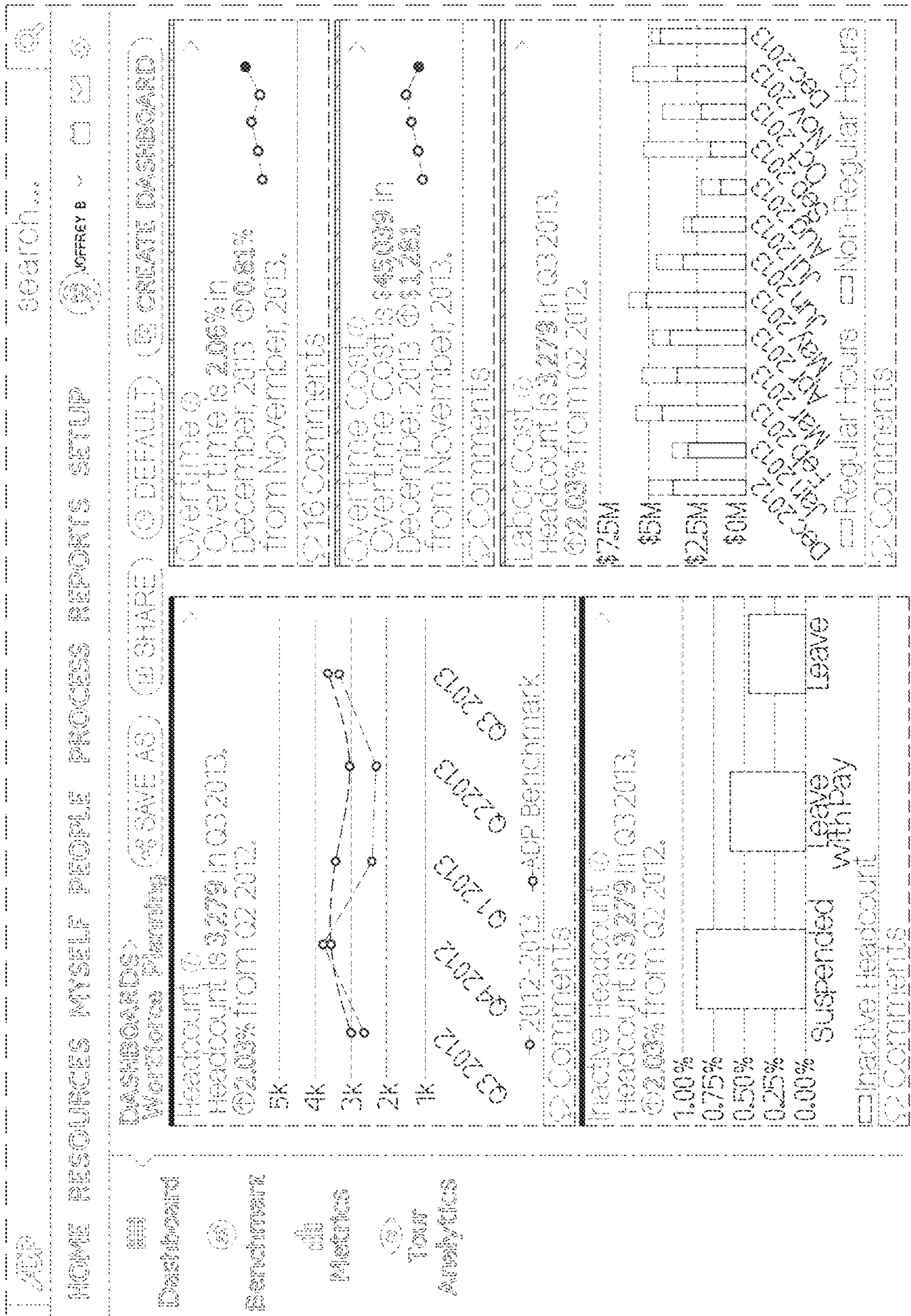


FIG. 1



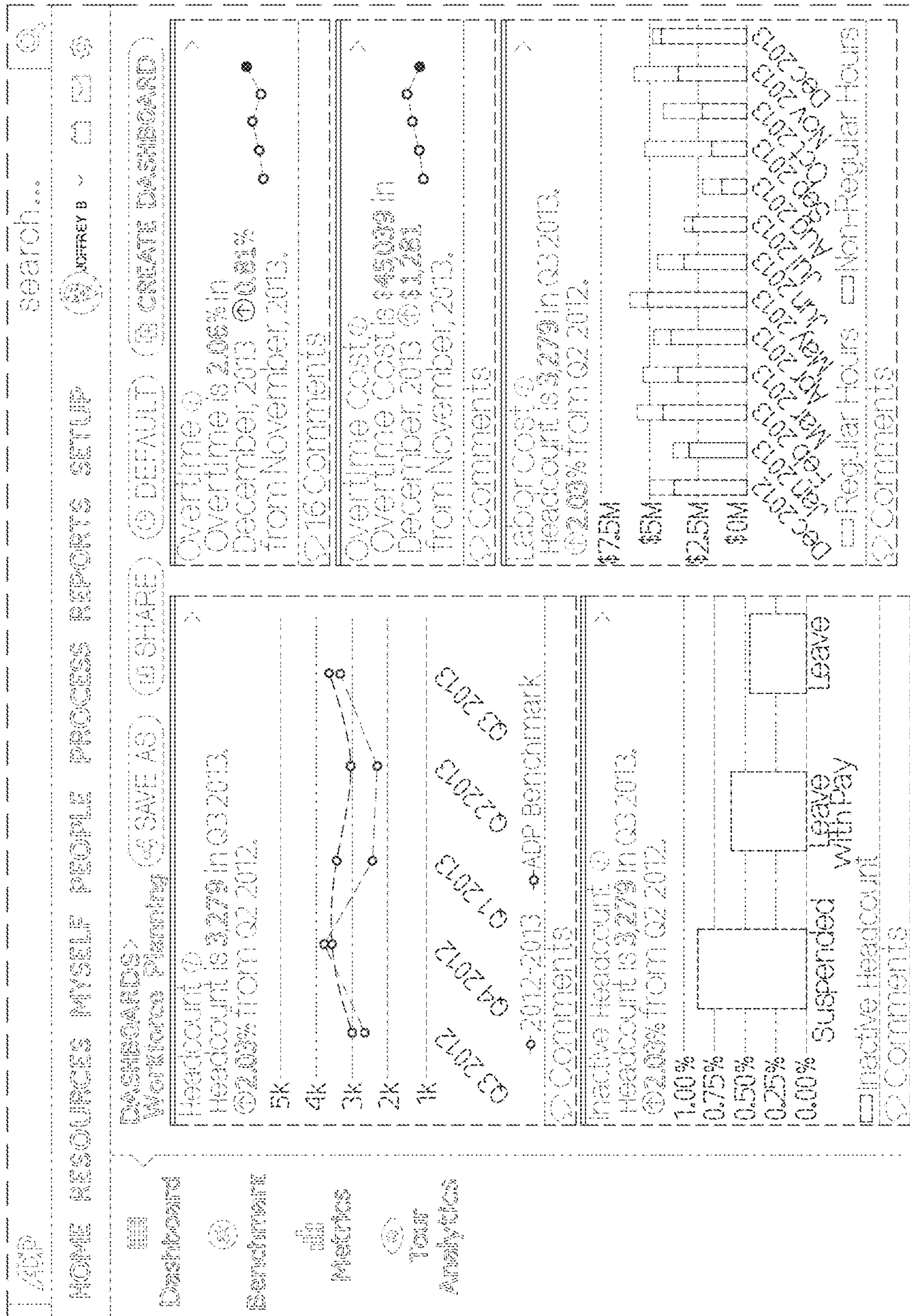


FIG. 2

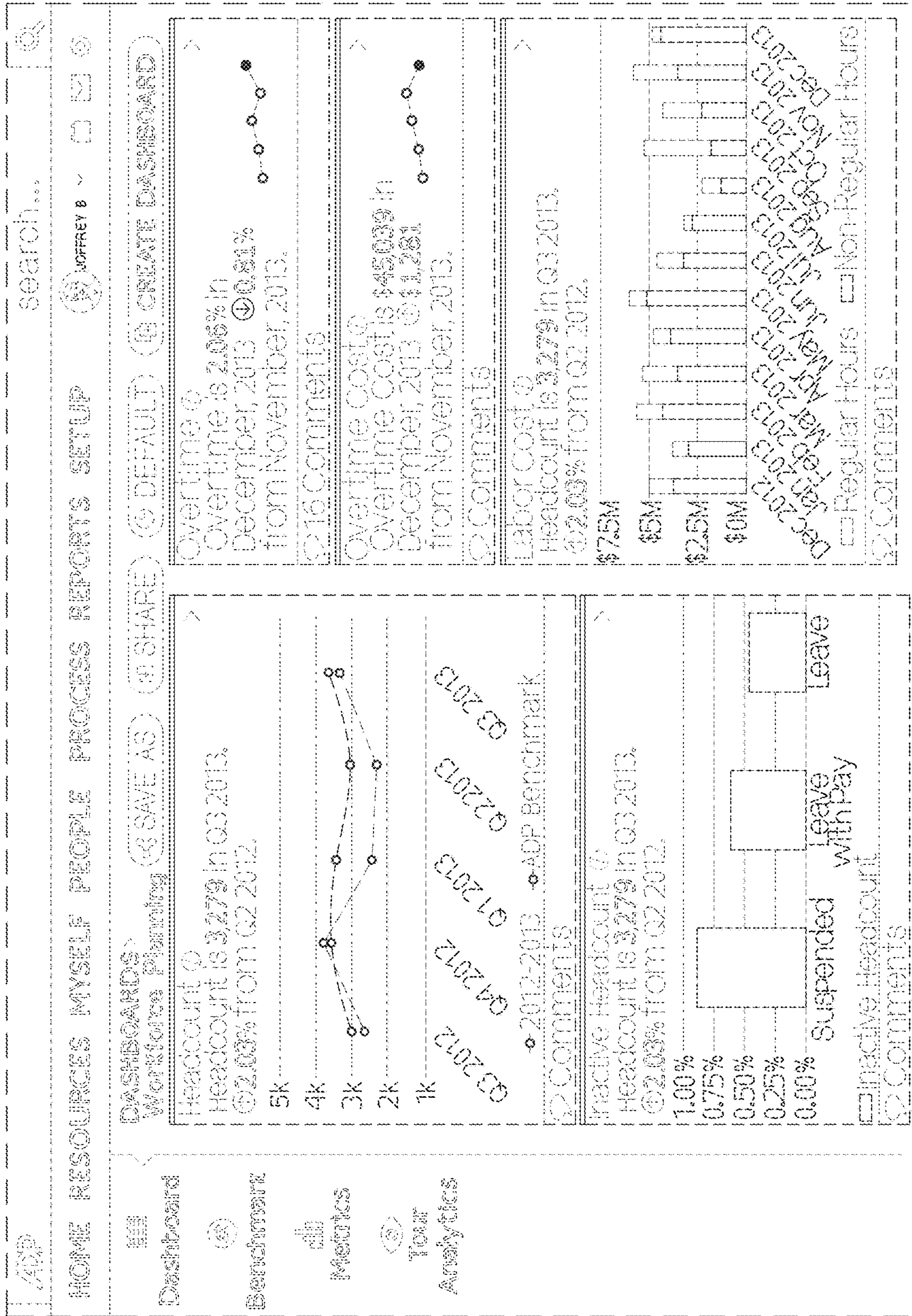


FIG. 3