



US00D857026S

(12) **United States Design Patent** (10) **Patent No.:** **US D857,026 S**
Catania (45) **Date of Patent:** **** Aug. 20, 2019**

(54) **PRIVACY SCREEN FILTER**

A47B 88/044; A47B 2021/0335; H02G 3/126; F16B 47/00; F16B 47/006; A47G 1/17; A47K 2201/00

(71) Applicant: **Michael Ross Catania**, Laurel Springs, NJ (US)

See application file for complete search history.

(72) Inventor: **Michael Ross Catania**, Laurel Springs, NJ (US)

(56) **References Cited**

(73) Assignee: **Michael Ross Catania**

U.S. PATENT DOCUMENTS

(**) Term: **15 Years**

(21) Appl. No.: **29/617,621**

(22) Filed: **Sep. 14, 2017**

(51) **LOC (12) Cl.** **14-02**

(52) **U.S. Cl.**
USPC **D14/450**

(58) **Field of Classification Search**
USPC D14/125-129, 239, 251-253, 335-337, D14/371-382, 432, 439-441, 447-452, D14/457, 492; D8/349, 354, 363, 373, D8/376, 380; 348/180, 184, 325, 739, 348/825; D12/407, 415; D3/218; 341/12
CPC G06F 3/0412; G06F 3/0488; G06F 3/016; G06F 3/011; G06F 3/038; G06F 3/03543; G06F 3/0338; G06F 3/0202; G06F 3/0219; G06F 3/0213; G06F 1/1616; G06F 3/023; G06F 3/04883; G02F 1/13338; G02F 1/1313; G02F 1/1333; G02F 1/135; G02F 1/132; G02F 1/133308; G02F 1/134309; G02F 1/13718; G09G 3/3648; G06K 15/1252; B41J 2/465; G03F 7/70291; G02B 27/0172; G02B 5/30; G02B 2027/0118; G02B 27/0101; F16M 13/02; F16M 13/00; F16M 11/10; F16M 11/04; F16M 2200/08; F16M 11/2021; A47B 21/0314;

D334,494 S *	4/1993	Stein	D6/300
D415,482 S *	10/1999	Jolson	D14/447
D455,755 S *	4/2002	Levine	D14/447
D559,850 S *	1/2008	Lye	D14/447
D620,942 S *	8/2010	Huang	D14/447
D626,129 S *	10/2010	Lutz	D14/447
D682,282 S *	5/2013	Steinfeld	D14/447
D689,055 S	9/2013	Snyder	
D704,200 S *	5/2014	Rayner	D14/447
D723,569 S *	3/2015	Peng	D14/440
D778,283 S *	2/2017	Tsai	D14/447
D779,237 S *	2/2017	Schalk	D6/643.1
D795,610 S *	8/2017	Kohlhagen	D6/582
D824,849 S *	8/2018	Catania	D13/102

* cited by examiner

Primary Examiner — Katie Jane Stofko

(57) **CLAIM**

The ornamental design for a privacy screen filter, as shown and described.

DESCRIPTION

FIG. 1 is a front left perspective view of a privacy screen filter showing my new design;
FIG. 2 is a front right perspective view thereof;
FIG. 3 is a front elevational view thereof;
FIG. 4 is a back elevational view thereof;
FIG. 5 is a left elevational view thereof;
FIG. 6 is a right elevational view thereof;
FIG. 7 is a top plan view thereof; and,
FIG. 8 is a bottom plan view thereof.

1 Claim, 8 Drawing Sheets

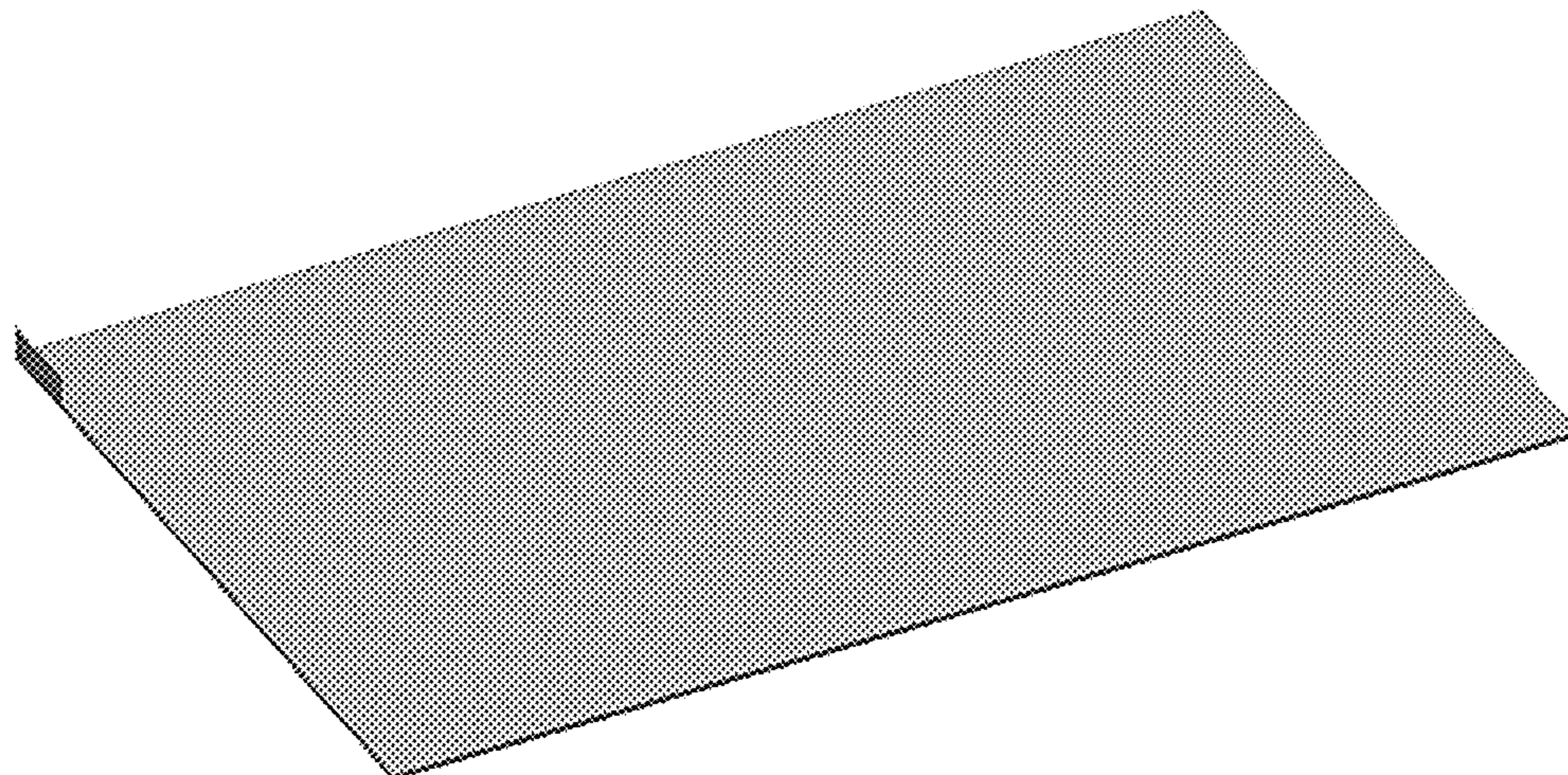


FIG.1

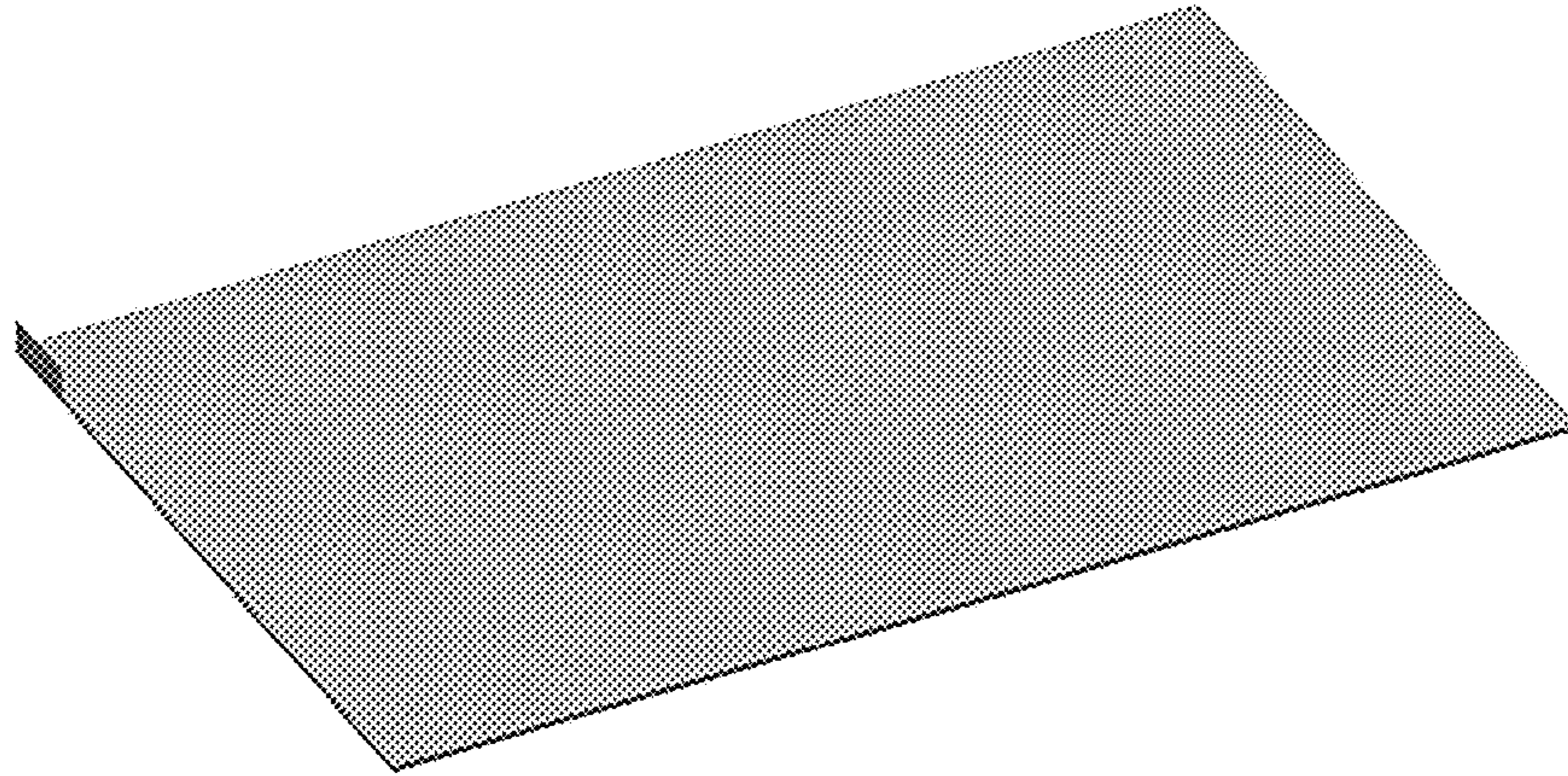


FIG.2




FIG.3




FIG.4




FIG.5



FIG.6



FIG.7



FIG.8

