



US00D857005S

(12) **United States Design Patent** (10) **Patent No.:** **US D857,005 S**  
**Yu** (45) **Date of Patent:** **\*\* Aug. 20, 2019**

(54) **PHONE HOLDER**

(71) Applicants: **SHENZHEN WINGENE ELECTRONIC DEVELOPMENT CO., LTD.**, Shenzhen OT (CN); **SHENZHEN SUNSHINE ELECTRONIC TECHNOLOGY CO., LTD.**, Shenzhen OT (CN); **FASHION SILICONE PRODUCTS (SHENZHEN) CO., LTD.**, Shenzhen OT (CN); **SHENZHEN CHANGEWORLD CO., LTD.**, Shenzhen OT (CN)

(72) Inventor: **Qiaojie Yu**, Shenzhen (CN)

(73) Assignees: **SHENZHEN WINGENE ELECTRONIC DEVELOPMENT CO., LTD.**, Shenzhen (CN); **SHENZHEN SUNSHINE ELECTRONIC TECHNOLOGY CO., LTD.**, Shenzhen (CN); **FASHION SILICONE PRODUCTS (SHENZHEN) CO., LTD.**, Shenzhen (CN); **SHENZHEN CHANGEWORLD CO., LTD.**, Shenzhen (CN)

(\*\*) Term: **15 Years**

(21) Appl. No.: **29/678,793**

(22) Filed: **Jan. 31, 2019**

(30) **Foreign Application Priority Data**

Jul. 31, 2018 (CN) ..... 2018 3 0417204

(51) **LOC (12) Cl.** ..... **14-03**

(52) **U.S. Cl.**  
USPC ..... **D14/253**

(58) **Field of Classification Search**  
USPC ..... D14/251-253, 358, 432, 434, 440, 447;  
D3/218; D16/242, 243; D12/415;  
D13/107, 108  
CPC ..... A45C 11/00; A45F 5/00; F16M 11/06  
See application file for complete search history.

(56) **References Cited**

U.S. PATENT DOCUMENTS

D667,004 S	9/2012	Goodrich	
D676,037 S *	2/2013	Schupsky	D14/253
D719,951 S *	12/2014	Fenton	D14/253
D721,373 S *	1/2015	Logereau	D14/432
D743,955 S *	11/2015	Wu	D14/253
D749,069 S *	2/2016	Senoff	D14/251
D749,559 S *	2/2016	Senoff	D14/251

(Continued)

OTHER PUBLICATIONS

“Cell Phone Stand 3Pack, Ama Forest Portable Foldable Desktop Cell Phone Holder Adjustable Universal Multi-Angle Cradle for Tablet iPad Mini iPhone X/8/7 Plus/7/6s/6 Samsung Galaxy, Black, White, Pink”, Retrieved Apr. 24, 2019]. Retrieved from Internet, [https://www.amazon.com/Ama-Forest-Adjustable-Universal-Multi-Angle/dp/B07DRFK4RY/ref=sr\\_1\\_19?crd=1HQWG8L4X9A3S&keywords=phone+holder+for+desk&qid=1556076172&s=gateway&prefix=PHONE+HOL%2Caps%2C332&sr=8-19](https://www.amazon.com/Ama-Forest-Adjustable-Universal-Multi-Angle/dp/B07DRFK4RY/ref=sr_1_19?crd=1HQWG8L4X9A3S&keywords=phone+holder+for+desk&qid=1556076172&s=gateway&prefix=PHONE+HOL%2Caps%2C332&sr=8-19).

*Primary Examiner* — Janice Hallmark


(57) **CLAIM**

The ornamental design for a phone holder, as shown and described.

**DESCRIPTION**

FIG. 1 is a front elevational view of a phone holder showing my new design;  
FIG. 2 is a rear elevational view thereof;  
FIG. 3 is a left side elevational view thereof;  
FIG. 4 is a right side elevational view thereof;  
FIG. 5 is a top plan view thereof;  
FIG. 6 is a bottom plan view thereof;  
FIG. 7 is a perspective view thereof; and,  
FIG. 8 is a perspective view of the phone holder where the phone holder is in a configuration of use.

**1 Claim, 7 Drawing Sheets**



(56)

**References Cited**

U.S. PATENT DOCUMENTS

D763,857 S *	8/2016	Dang .....	D14/440
D782,488 S *	3/2017	Kim .....	D14/447
D786,235 S *	5/2017	Huotari .....	D14/253
D829,722 S *	10/2018	Kim .....	D14/447
D842,290 S *	3/2019	Robertson .....	D14/250
D842,851 S *	3/2019	Leitman .....	D14/253
2012/0025039 A1 *	2/2012	Segal .....	F16M 11/24 248/188.6
2017/0055660 A1 *	3/2017	Tien .....	A45C 11/00

\* cited by examiner






FIG. 1




FIG. 2




FIG. 3




FIG. 4



FIG. 5




FIG. 6





FIG. 7





FIG. 8