



US00D856948S

(12) **United States Design Patent** (10) **Patent No.:** **US D856,948 S**  
**Vasoya et al.** (45) **Date of Patent:** **\*\* Aug. 20, 2019**

(54) **CIRCUIT BOARD HAVING ARRANGEMENTS OF LIGHT-EMITTING DIODES**

(71) Applicant: **Adura LED Solutions LLC**, Corona, CA (US)

(72) Inventors: **Kalu K. Vasoya**, Corona, CA (US); **Abdullah Aslami**, Corona, CA (US); **Ghanshyambhai Ramani**, Miraloma, CA (US)

(73) Assignee: **ADURA LED SOLUTIONS LLC**, Corona, CA (US)

(\*\*) Term: **15 Years**

(21) Appl. No.: **29/671,546**

(22) Filed: **Nov. 28, 2018**

**Related U.S. Application Data**

(63) Continuation-in-part of application No. 29/646,677, filed on May 7, 2018, now Pat. No. Des. 837,171.

(51) **LOC (12) Cl.** ..... **13-03**

(52) **U.S. Cl.**  
USPC ..... **D13/182**

(58) **Field of Classification Search**  
USPC ..... D13/182; 361/748, 752, 760, 761, 807, 361/808, 809; 174/250, 253, 255; 363/144, 147

CPC ..... H05K 3/30; H05K 3/301; H05K 3/284; H05K 1/18; H05K 1/181; H05K 1/182; H05K 1/183; H05K 1/185; H05K 1/00; H05K 7/1417; H05K 7/02; H05K 7/12; H05K 7/06; H01L 2924/14

See application file for complete search history.

(56) **References Cited**

**U.S. PATENT DOCUMENTS**

3,072,734 A \* 1/1963 Fox ..... H02B 1/043  
174/254  
D255,351 S \* 6/1980 Pettijohn ..... D13/182

D292,698 S \* 11/1987 DeVita ..... D13/182  
D430,856 S \* 9/2000 Wilkerson ..... D13/182  
D432,095 S \* 10/2000 Seeger ..... D13/182  
D462,334 S \* 9/2002 Fukasawa ..... D13/182  
D471,166 S \* 3/2003 Oshio ..... D13/182  
D476,960 S \* 7/2003 Fukasawa ..... D13/182  
D476,961 S \* 7/2003 Horiuchi ..... D13/182  
D477,580 S \* 7/2003 Kamada ..... D13/182  
D478,877 S \* 8/2003 Hoshiba ..... D13/182  
D478,879 S \* 8/2003 Imai ..... D13/182  
D487,254 S \* 3/2004 Suenaga ..... D13/182  
D488,137 S \* 4/2004 Kamada ..... D13/182  
D490,387 S \* 5/2004 Yagi ..... D13/182  
D506,732 S \* 6/2005 Wang ..... D13/180  
D508,681 S \* 8/2005 Enderlein ..... D13/182

(Continued)

**OTHER PUBLICATIONS**

U.S. Appl. No. 29/646,677, Vasoya.

*Primary Examiner* — Elizabeth J Oswecki

(74) *Attorney, Agent, or Firm* — Mitchell Law PLLC; Matthew W. Mitchell

(57) **CLAIM**

The ornamental design for a circuit board having arrangements of light-emitting diodes, as shown and described.

**DESCRIPTION**

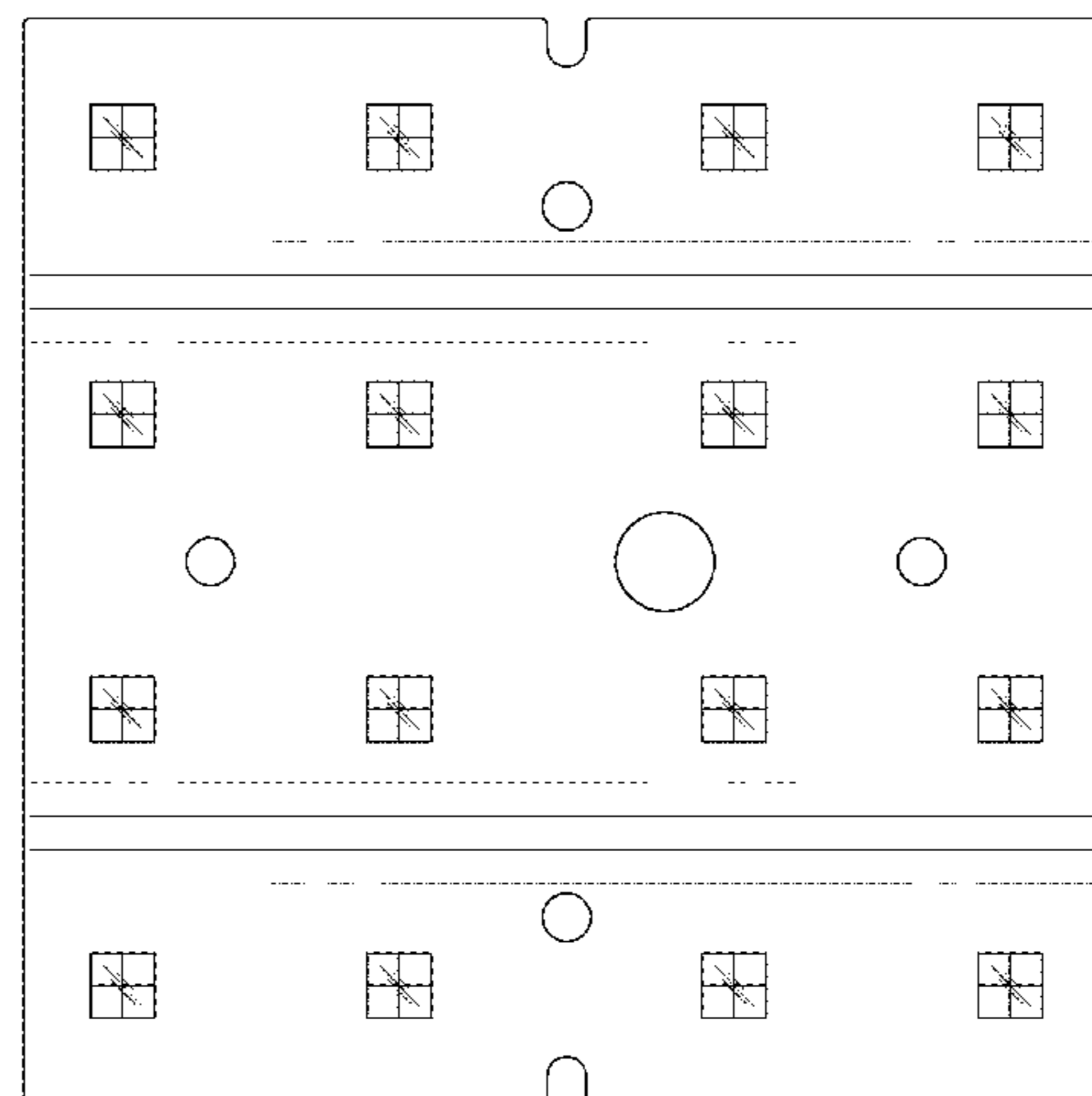
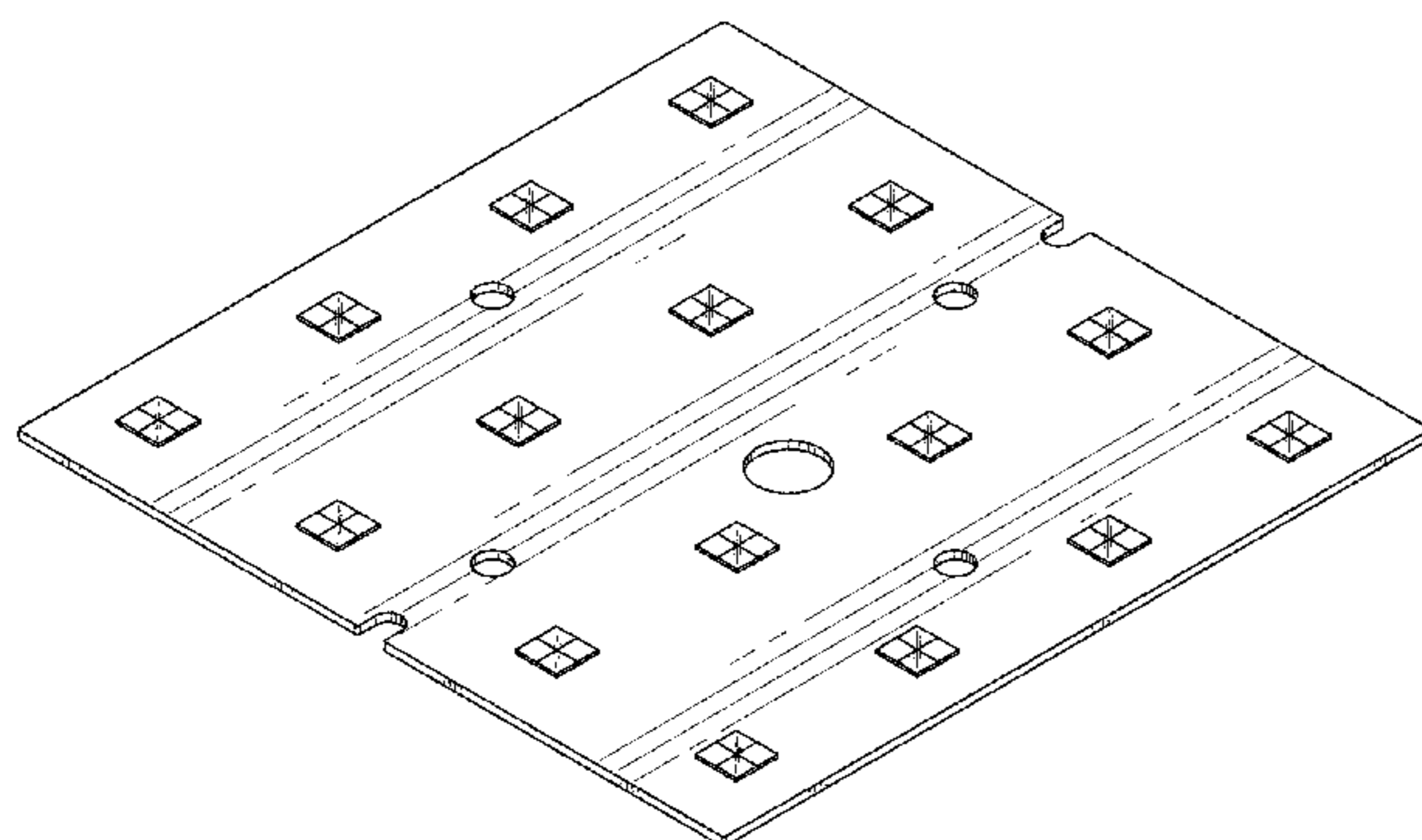
FIG. 1 is a front isometric view of a circuit board having arrangements of light-emitting diodes, showing our new design;

FIG. 2 is a top plan view thereof;

FIG. 3 is a left side elevation view thereof, the right side elevation view being a mirror image thereof; and,

FIG. 4 is a front side elevation view thereof, the rear side elevation view being a mirror image thereof.

**1 Claim, 4 Drawing Sheets**



(56)

**References Cited**

U.S. PATENT DOCUMENTS

D511,328 S	*	11/2005	Wang .....	D13/180
D525,213 S	*	7/2006	Enderlein .....	D13/182
D639,756 S	*	6/2011	Greene, Jr. ....	D13/182
D642,546 S	*	8/2011	Greene, Jr. ....	D13/182
D647,072 S	*	10/2011	Bentley .....	D13/182
D665,518 S		8/2012	Takahashi	
D669,603 S		10/2012	Miyashita	
D691,101 S	*	10/2013	Ishizawa .....	D13/182
D713,362 S		9/2014	Sinai	
D747,008 S		1/2016	Kim	
D751,998 S		3/2016	Hochman	
D774,474 S		12/2016	Li	
D794,586 S	*	8/2017	Takahashi .....	D13/182
D797,066 S		9/2017	Zhang	
D799,438 S	*	10/2017	Takahashi .....	D13/182
D804,437 S	*	12/2017	Kantor .....	D13/182

\* cited by examiner

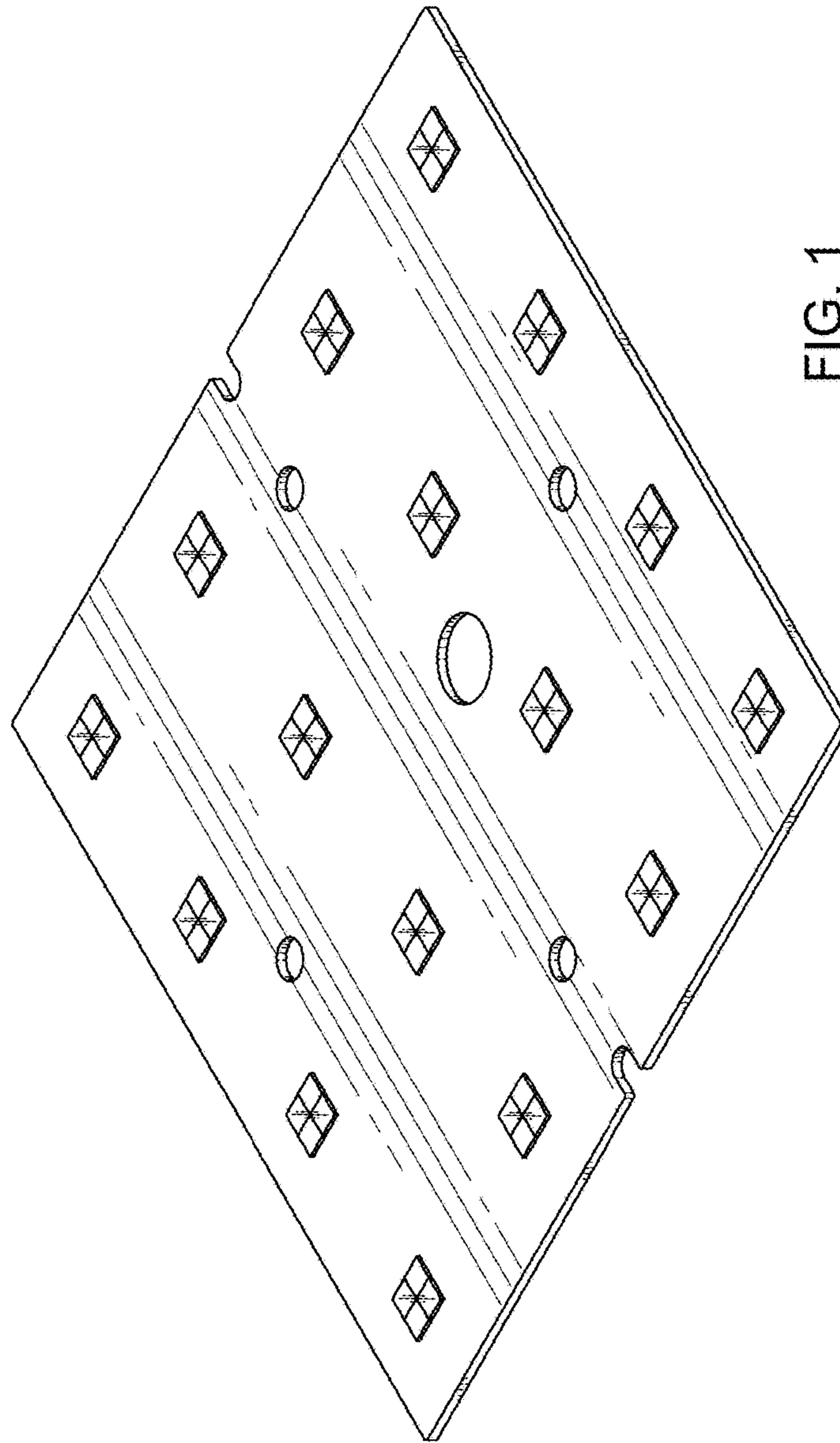


FIG. 1

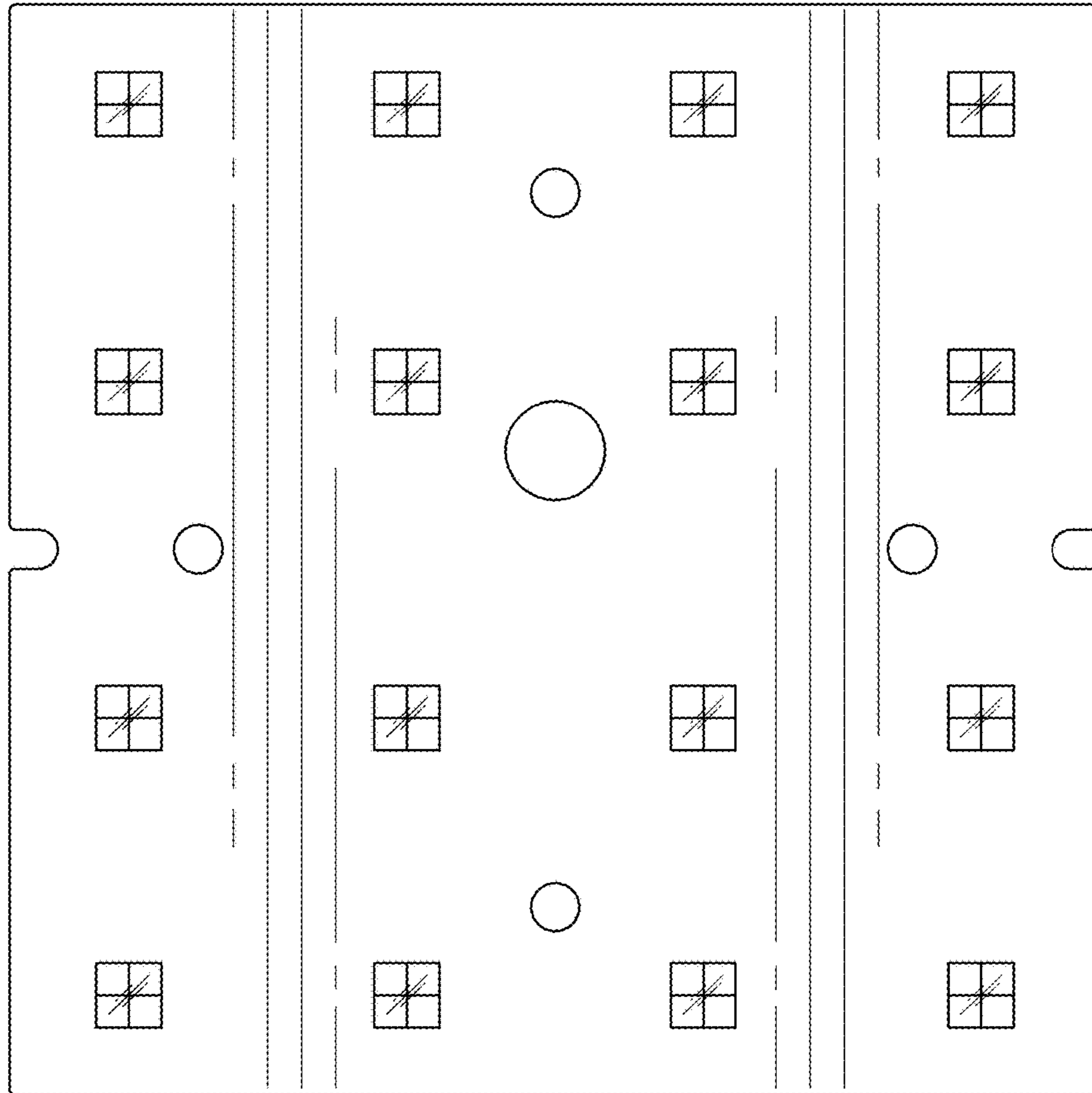


FIG. 2

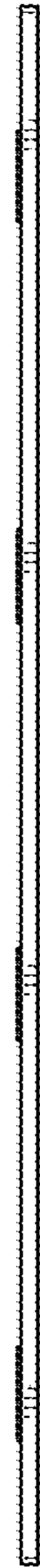


FIG. 3



FIG. 4