



US00D856916S

(12) **United States Design Patent** (10) **Patent No.:** **US D856,916 S**
Yamaoka (45) **Date of Patent:** **** Aug. 20, 2019**

(54) **TIRE FOR AUTOMOBILE**
(71) Applicant: **SUMITOMO RUBBER INDUSTRIES, LTD.**, Kobe-shi, Hyogo (JP)
(72) Inventor: **Hiroshi Yamaoka**, Kobe (JP)
(73) Assignee: **SUMITOMO RUBBER INDUSTRIES, LTD.**, Kobe-Shi, Hyogo (JP)

(**) Term: **15 Years**

(21) Appl. No.: **29/653,313**

(22) Filed: **Jun. 14, 2018**

(51) **LOC (12) Cl.** **12-15**

(52) **U.S. Cl.**
USPC **D12/605**

(58) **Field of Classification Search**
USPC D12/604, 605
CPC B60C 13/00; B60C 1/00
See application file for complete search history.

(56) **References Cited**

U.S. PATENT DOCUMENTS

| | | | | | |
|------------|---|---------|--------------|-------|---------|
| D413,289 S | * | 8/1999 | Ratliff, Jr. | | D12/605 |
| D500,013 S | * | 12/2004 | Maxwell | | D12/605 |
| D540,739 S | * | 4/2007 | Maxwell | | D12/605 |
| D541,211 S | * | 4/2007 | Shondel | | D12/605 |
| D543,933 S | * | 6/2007 | Shondel | | D12/605 |
| D552,537 S | * | 10/2007 | Franks | | D12/605 |
| D569,338 S | * | 5/2008 | Shondel | | D12/605 |

| | | | | | |
|------------|---|---------|-----------|-------|---------|
| D608,275 S | * | 1/2010 | Maxwell | | D12/605 |
| D626,502 S | * | 11/2010 | Nakamura | | D12/605 |
| D639,728 S | * | 6/2011 | Ohashi | | D12/605 |
| D647,044 S | * | 10/2011 | Takemoto | | D12/605 |
| D668,210 S | * | 10/2012 | Sato | | D12/605 |
| D684,109 S | * | 6/2013 | Iwabuchi | | D12/605 |
| D704,131 S | * | 5/2014 | Minami | | D12/605 |
| D709,025 S | * | 7/2014 | Takahashi | | D12/605 |
| D749,499 S | * | 2/2016 | Iwabuchi | | D12/605 |
| D754,063 S | * | 4/2016 | Iwabuchi | | D12/605 |
| D778,816 S | * | 2/2017 | Tokizaki | | D12/605 |
| D803,773 S | * | 11/2017 | Neary | | D12/605 |
| D817,860 S | * | 5/2018 | Maxwell | | D12/605 |

* cited by examiner

Primary Examiner — Michelle E. Wilson

Assistant Examiner — Clese Moore, Jr.

(74) *Attorney, Agent, or Firm* — Birch, Stewart, Kolasch & Birch, LLP

(57) **CLAIM**

The ornamental design for a tire for automobile, as shown and described.

DESCRIPTION

FIG. 1 is a front view of a tire for automobile showing my new design;

FIG. 2 is a rear view thereof;

FIG. 3 is a top view thereof;

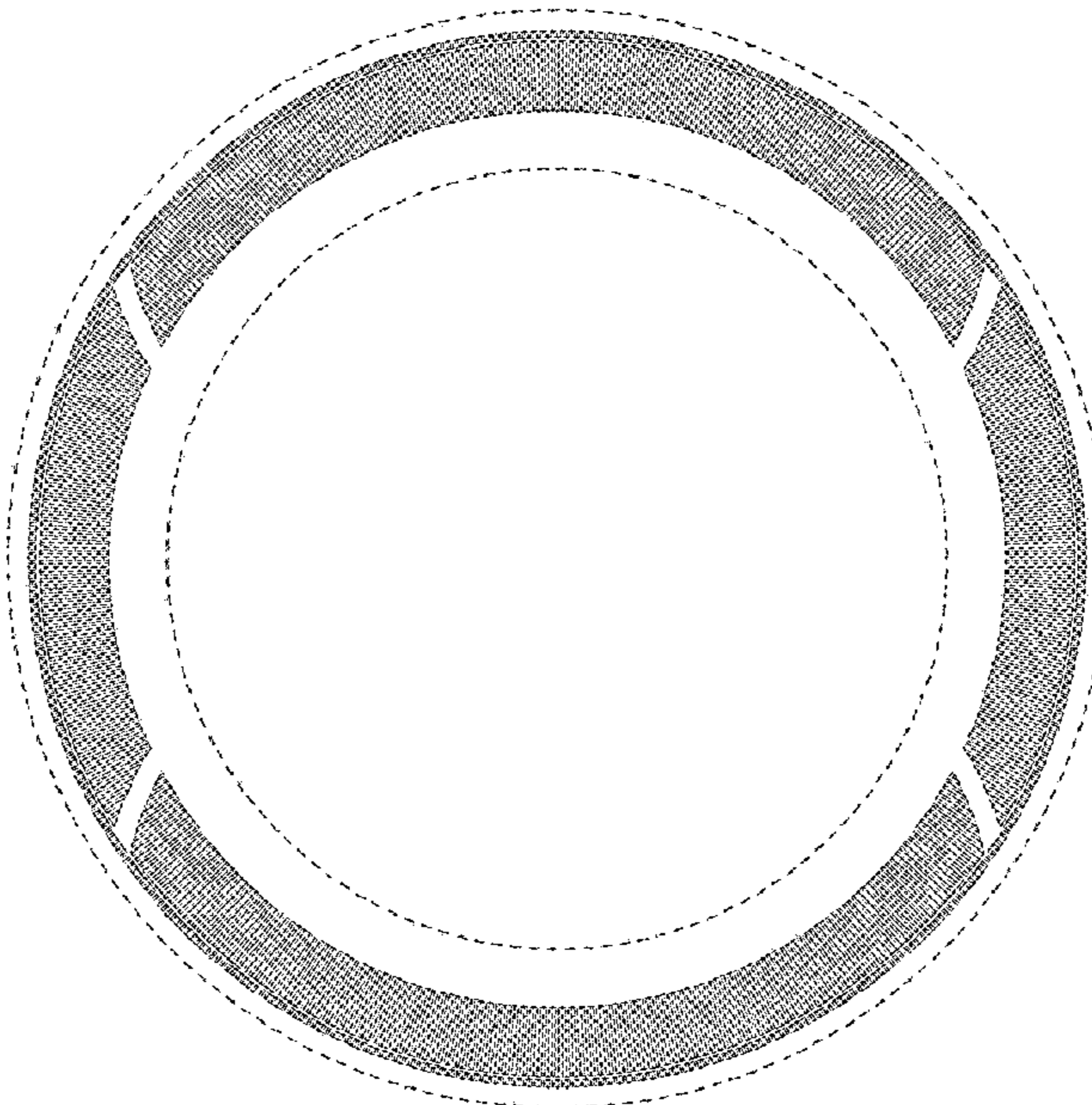
FIG. 4 is a bottom view thereof;

FIG. 5 is a right side view thereof; and,

FIG. 6 is a left view thereof.

The broken lines shown illustrate portions of the tire for automobile that form no part of the claimed design.

1 Claim, 6 Drawing Sheets



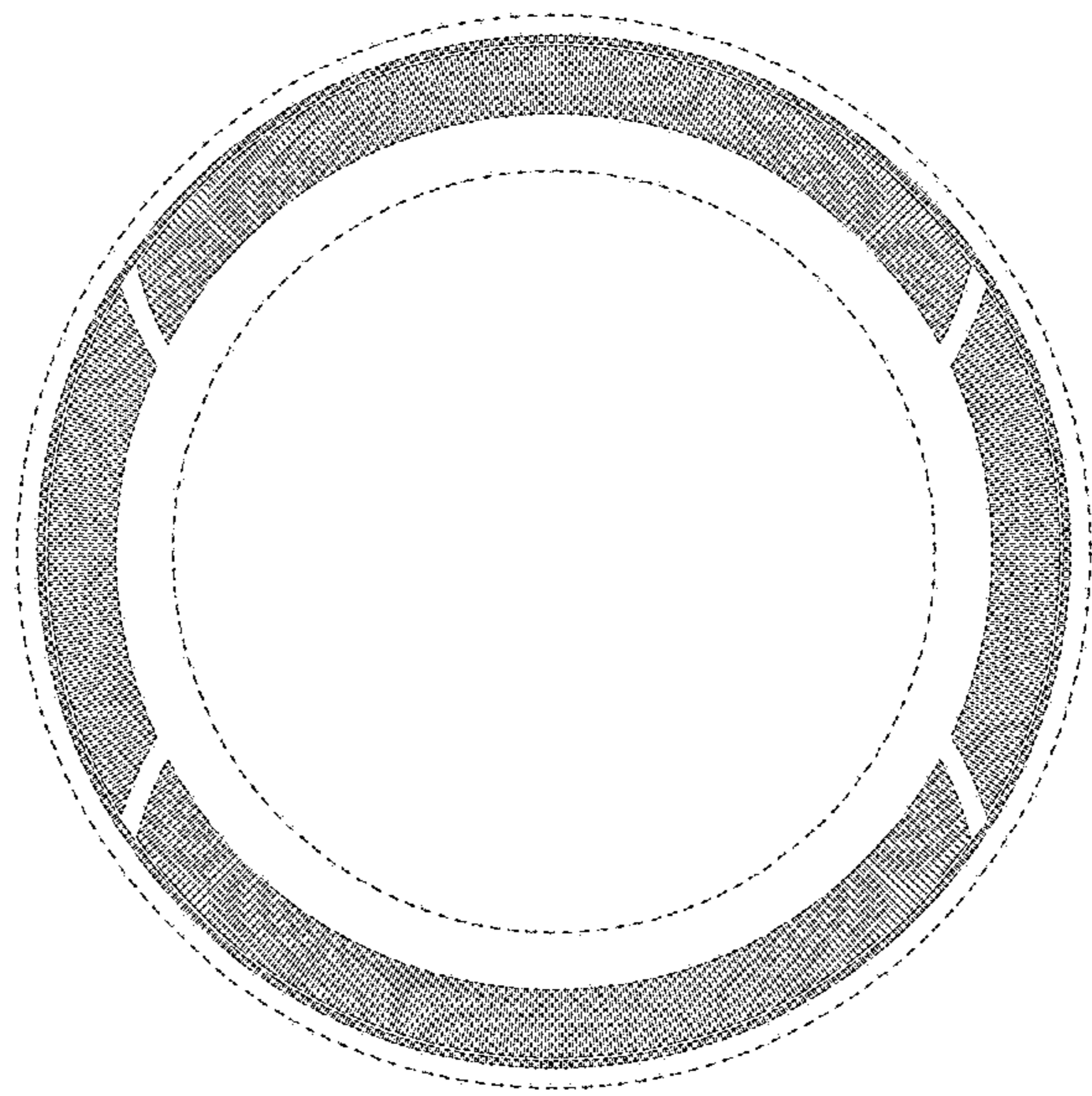


FIG. 1

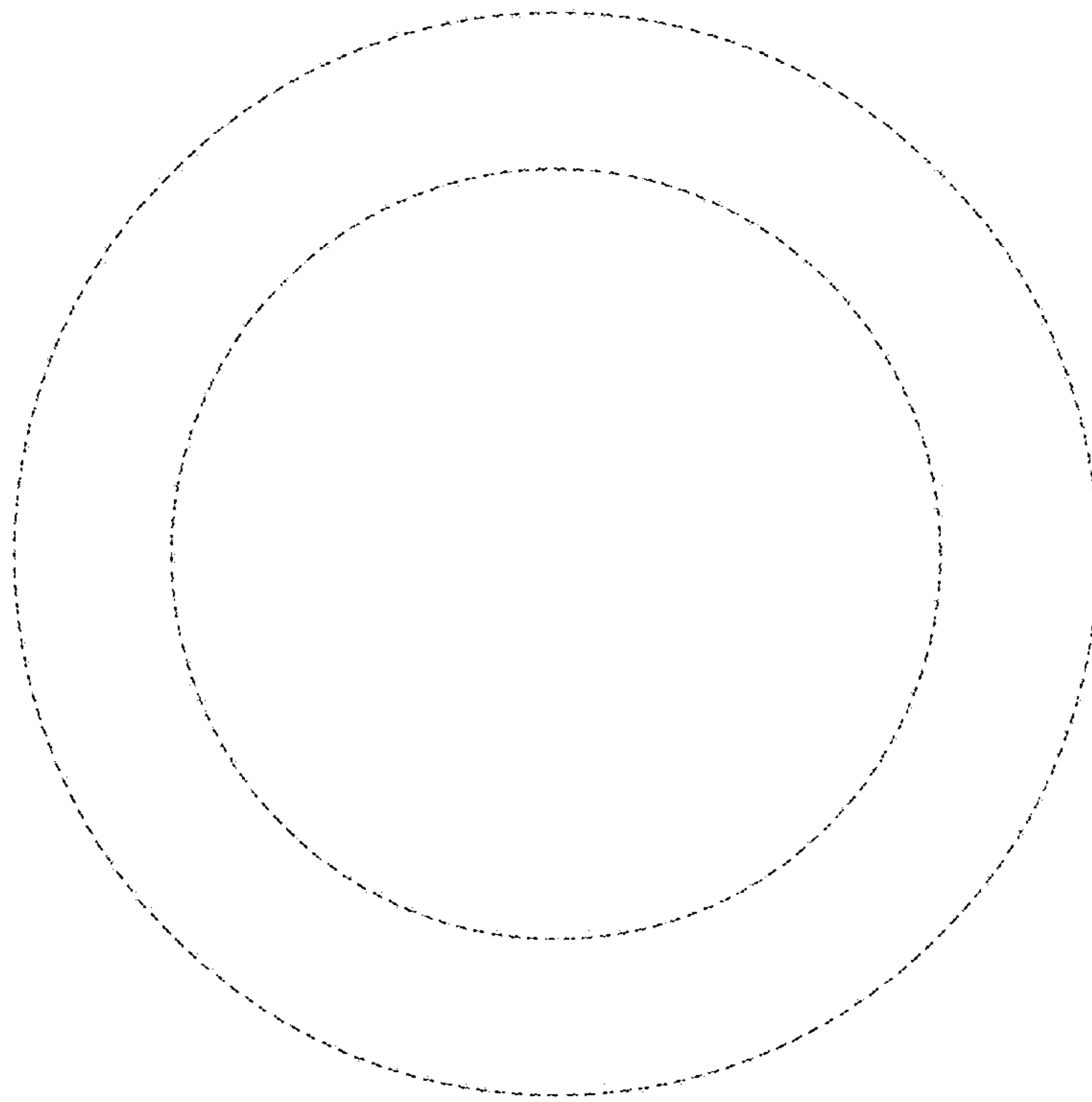


FIG. 2




FIG. 3



FIG. 4




FIG. 5




FIG. 6