



US00D856915S

(12) **United States Design Patent** (10) **Patent No.:** **US D856,915 S**
Nagase (45) **Date of Patent:** **** Aug. 20, 2019**

(54) **TIRE FOR AUTOMOBILE**
(71) Applicant: **SUMITOMO RUBBER INDUSTRIES, LTD.**, Kobe-shi, Hyogo (JP)
(72) Inventor: **Hiroki Nagase**, Kobe (JP)
(73) Assignee: **SUMITOMO RUBBER INDUSTRIES, LTD.**, Kobe-Shi, Hyogo (JP)
(**) Term: **15 Years**

D669,845 S * 10/2012 Iwabuchi D12/605
D769,807 S * 10/2016 Ishikawa D12/605
D782,406 S * 3/2017 Takahashi D12/605
D782,407 S * 3/2017 Nagase D12/605
D791,067 S * 7/2017 Iwabuchi D12/605
D791,693 S * 7/2017 Iwabuchi D12/605
D795,798 S * 8/2017 Kamada D12/605
D800,643 S * 10/2017 Scheifele D12/605
D803,149 S * 11/2017 Ishikawa D12/605
D804,402 S * 12/2017 Kamada D12/605
D807,284 S * 1/2018 Iwabuchi D12/605
D808,333 S * 1/2018 Iwabuchi D12/605
D813,799 S * 3/2018 Maxwell D12/605
D814,395 S * 4/2018 Sano D12/605
D829,644 S * 10/2018 Morita D12/605

* cited by examiner

(21) Appl. No.: **29/653,258**
(22) Filed: **Jun. 13, 2018**
(51) **LOC (12) Cl.** **12-15**
(52) **U.S. Cl.**
USPC **D12/605**
(58) **Field of Classification Search**
USPC D12/604, 605
CPC B60C 13/00; B60C 1/00
See application file for complete search history.

Primary Examiner — Michelle E. Wilson
Assistant Examiner — Clese Moore, Jr.
(74) *Attorney, Agent, or Firm* — Birch, Stewart, Kolasch & Birch, LLP

(57) **CLAIM**

The ornamental design for a tire for automobile, as shown and described.

(56) **References Cited**


DESCRIPTION

U.S. PATENT DOCUMENTS

D449,576 S * 10/2001 Kajikawa D12/605
D450,034 S * 11/2001 Kajikawa D12/605
D452,203 S * 12/2001 Kajikawa D12/605
D584,222 S * 1/2009 Ohashi D12/605
D588,532 S * 3/2009 Shondel D12/605
D590,332 S * 4/2009 Sato D12/605
D618,163 S * 6/2010 Sato D12/605
D618,165 S * 6/2010 Sato D12/605
D638,783 S * 5/2011 Endou D12/605
D662,466 S * 6/2012 Takano D12/605
D668,210 S * 10/2012 Sato D12/605

FIG. 1 is a front view of a tire for automobile showing my new design;
FIG. 2 is a rear view thereof;
FIG. 3 is a top side view thereof;
FIG. 4 is a bottom view thereof;
FIG. 5 is a right side view thereof; and,
FIG. 6 is a left view thereof.
The broken lines shown illustrate portions of the tire for automobile that form no part of the claimed design.

1 Claim, 6 Drawing Sheets






FIG. 1

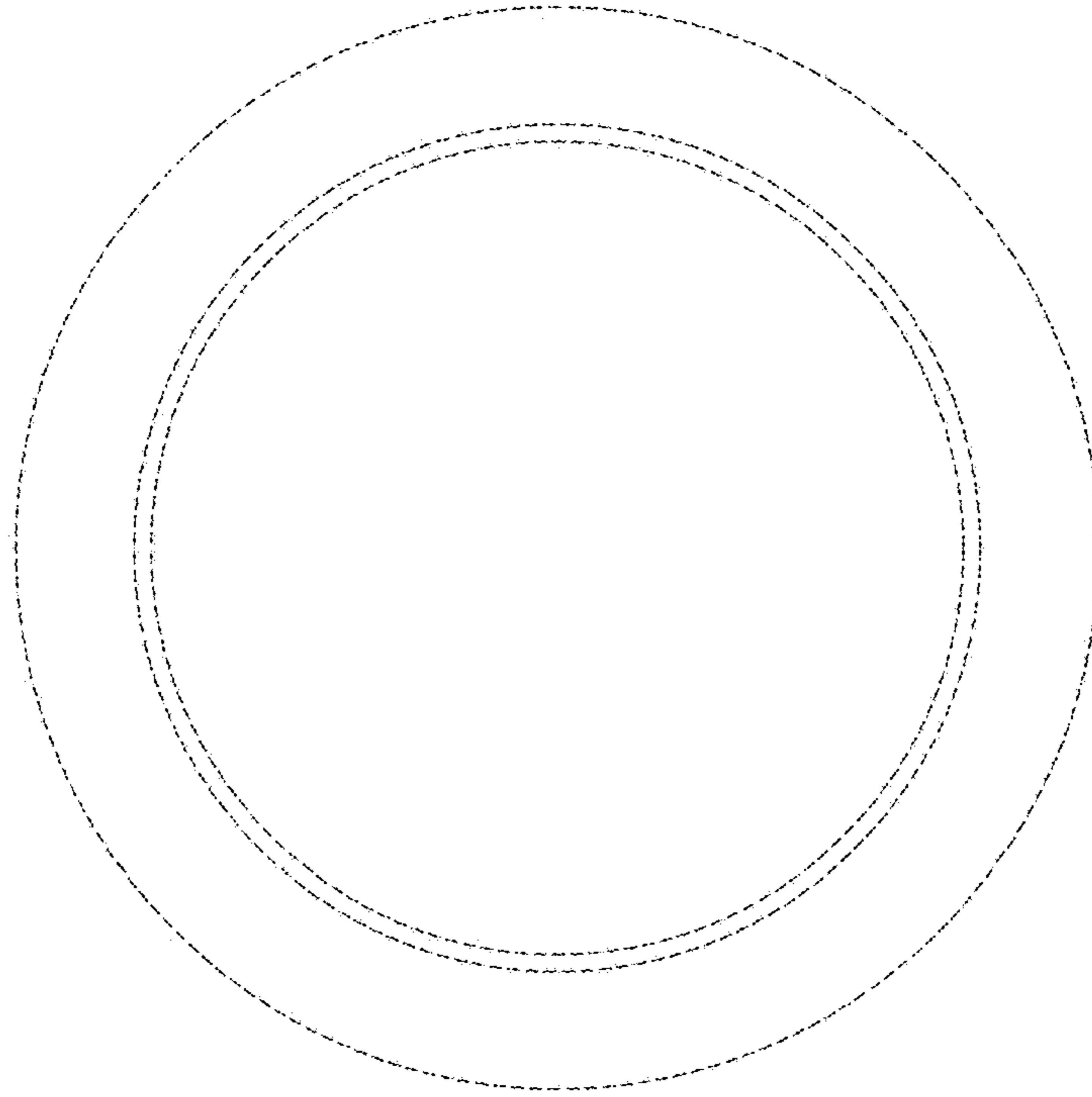


FIG. 2




FIG. 3



FIG. 4




FIG. 5




FIG. 6