



US00D856901S

(12) **United States Design Patent**
Elliott et al.

(10) **Patent No.:** **US D856,901 S**

(45) **Date of Patent:** **** Aug. 20, 2019**

(54) **BAR FOR VEHICLE RACK**

(74) *Attorney, Agent, or Firm* — Kolisch Hartwell, P.C.

(71) Applicant: **Yakima Products, Inc.**, Lake Oswego,
OR (US)

(57) **CLAIM**

The ornamental design for a bar for vehicle rack, as shown and described.

(72) Inventors: **John Mark Elliott**, Beaverton, OR
(US); **Jason Attfield Sagen**, Portland,
OR (US)

DESCRIPTION

(73) Assignee: **Yakima Products, Inc.**, Lake Oswego,
OR (US)

FIG. 1 is a front, top, and left side isometric view of the first embodiment of a bar for vehicle rack showing the new design;

(**) Term: **15 Years**

FIG. 2 is a rear, bottom, and right side isometric view thereof;

(21) Appl. No.: **29/649,478**

FIG. 3 is a top plan view thereof;

(22) Filed: **May 30, 2018**

FIG. 4 is a bottom plan view thereof;

(51) **LOC (12) Cl.** **12-16**

FIG. 5 is a left side elevation view thereof;

(52) **U.S. Cl.**

FIG. 6 is a right side elevation view thereof;

USPC **D12/412**

FIG. 7 is a front elevation view thereof, enlarged by a factor of three;

(58) **Field of Classification Search**

USPC D12/414.1, 401–414, 89–93, 16, 96–100,
D12/433–434, 548, 552, 559, 561;
(Continued)

FIG. 8 is a rear elevation view thereof, enlarged by a factor of three;

(56) **References Cited**

FIG. 9 is a front, top, and left side isometric view of the second embodiment of a bar for vehicle rack showing the new design;

U.S. PATENT DOCUMENTS

FIG. 10 is a rear, bottom, and right side isometric view thereof;

D294,137 S * 2/1988 Robson D12/412

FIG. 11 is a top plan view thereof;

D312,235 S * 11/1990 Dixon D12/408

FIG. 12 is a bottom plan view thereof;

(Continued)

FIG. 13 is a left side elevation view thereof;

FOREIGN PATENT DOCUMENTS

FIG. 14 is a right side elevation view thereof;

CN 203511493 * 4/2014 B60R 9/058

FIG. 15 is a front elevation view thereof, enlarged by a factor of three; and,

OTHER PUBLICATIONS

FIG. 16 is a rear elevation view thereof, enlarged by a factor of three.

Flushbar, Yakima.com, [online], [site visited Mar. 8, 2019]. <URL: <https://www.yakima.com/flushbar>> (Year: 2019).*



The dashed lines and the structures they depict are shown for the purpose of illustrating environmental subject matter and form no part of the claimed design. In FIGS. 9 through 14, the break lines in the drawings of the second embodiment indicate that any portion between the break lines forms no part of the claimed design. All other views of the bar for vehicle rack are the same as those in FIGS. 1 through 8 with

(Continued)

Primary Examiner — T Chase Nelson

Assistant Examiner — Jonathan J. Han

(Continued)



the exception that the second embodiment makes no claim of portions between the locations of the break lines in FIGS. 9 through 14.

1 Claim, 8 Drawing Sheets

(58) **Field of Classification Search**

USPC D25/38.1, 43, 119, 121, 122, 124;
 D6/552, 513, 567; 135/88.01, 95;
 150/165-167, 158; 160/32, 26; 280/770;
 296/36.01, 190.08, 190.01-190.02, 77.1,
 296/100.01-100.06, 98; D3/304-306
 CPC B60R 9/00; B60R 9/02; B60R 9/04; B60R
 9/08; B60R 9/055; B60R 9/058; B60R
 9/06; B60R 9/065; B60R 9/10; B60R
 9/12

See application file for complete search history.

(56) **References Cited**

U.S. PATENT DOCUMENTS

D340,690 S * 10/1993 Arvidsson D12/412
 D344,482 S * 2/1994 Arvidsson D12/412
 D439,461 S * 3/2001 Brunell D6/580
 D471,284 S * 3/2003 Heath D25/38.1
 D538,219 S * 3/2007 Rakow D12/414
 D552,136 S * 10/2007 Francis D15/140
 D561,680 S * 2/2008 Foley D12/408
 D562,217 S * 2/2008 Davis D12/408
 D562,218 S * 2/2008 Foley D12/408
 D566,034 S * 4/2008 Davis D12/408
 D586,950 S * 2/2009 Garner D26/138
 D616,035 S * 5/2010 Kosir D20/44

7,726,528 B2 * 6/2010 Foley B60R 9/048
 224/324
 7,726,529 B2 * 6/2010 Foley B60R 9/048
 211/20
 D622,208 S * 8/2010 Sautter D12/408
 D623,117 S * 9/2010 Farber D12/408
 D633,031 S * 2/2011 Robertson D12/412
 8,136,709 B2 * 3/2012 Jeli B60R 9/12
 224/316
 8,534,518 B2 * 9/2013 Shen B60R 9/058
 224/322
 D691,550 S * 10/2013 Moeller D12/412
 D697,335 S * 1/2014 Dekker D6/580
 D701,163 S * 3/2014 Kuschmeader D12/408
 D746,761 S * 1/2016 Cagampang D12/414
 D768,556 S * 10/2016 McFadden D12/414
 D769,790 S * 10/2016 McFadden D12/414
 9,718,410 B2 * 8/2017 Cropley B60R 9/058
 D816,373 S * 5/2018 Schwandt D6/580
 D831,562 S * 10/2018 Salsi D12/412
 2011/0174853 A1 * 7/2011 Hubbard B60R 9/045
 224/309
 2018/0236946 A1 * 8/2018 Shen B60R 9/058

OTHER PUBLICATIONS

HD Bar (Pair), Yakima.com, [online], [site visited Mar. 8, 2019].
 <URL: <https://www.yakima.com/hd-bar>> (Year: 2019).
 Yakima Introduces 2019 Sportsman Collection, PayneOutdoors.com, Posted on Jul. 6, 2018 by Chris Payne, [online], [site visited Mar. 8, 2019]. <URL: <https://payneoutdoors.com/yakima-introduces-2019-sportsman-collection/>> (Year: 2018).
 Whispbar HD Bar, Whispbar.com, [online], [site visited Mar. 8, 2019]. <URL: <http://www.whispbar.com/product/hd-bar/>> (Year: 2019).*

* cited by examiner




FIG. 1




FIG. 2



FIG. 3




FIG. 4




FIG. 5




FIG. 6

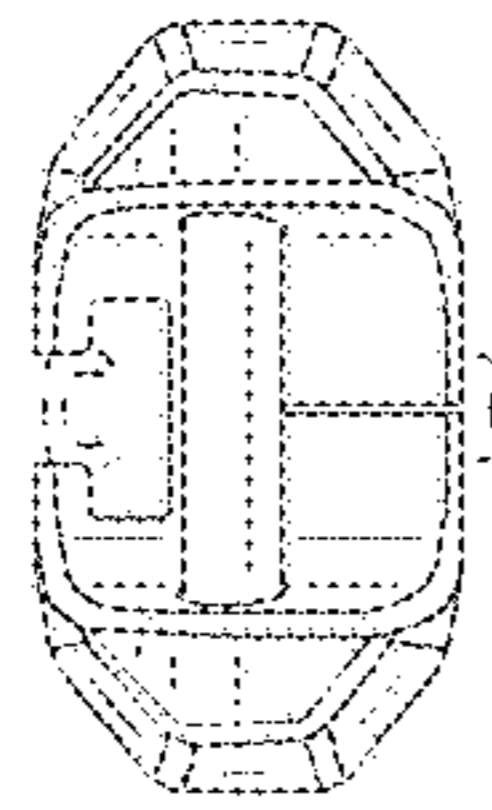


FIG. 7

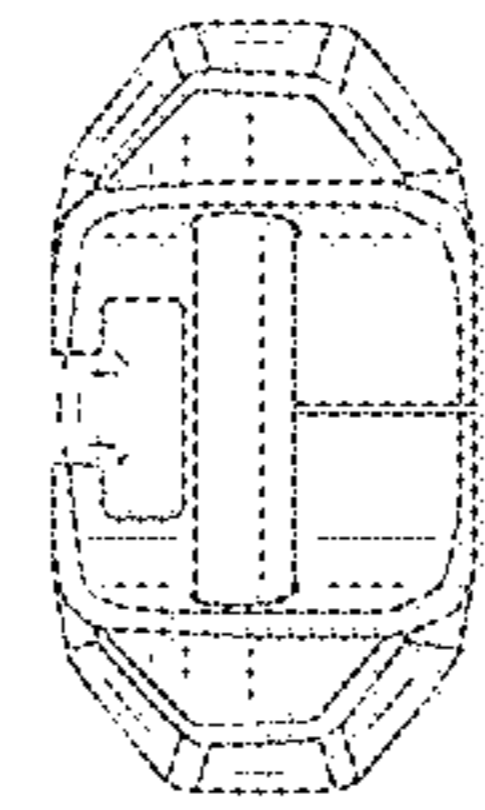


FIG. 8




FIG. 9




FIG. 10

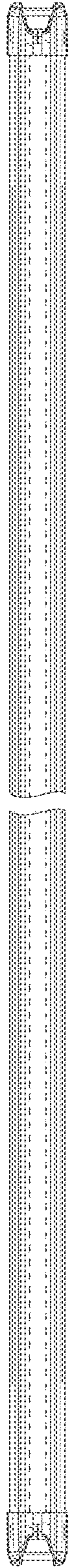


FIG. 11

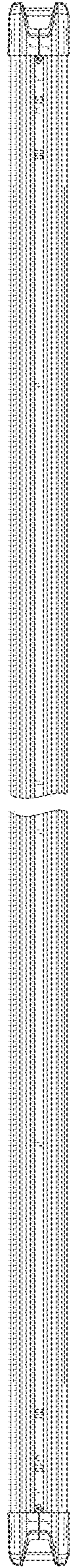


FIG. 12



FIG. 13



FIG. 14

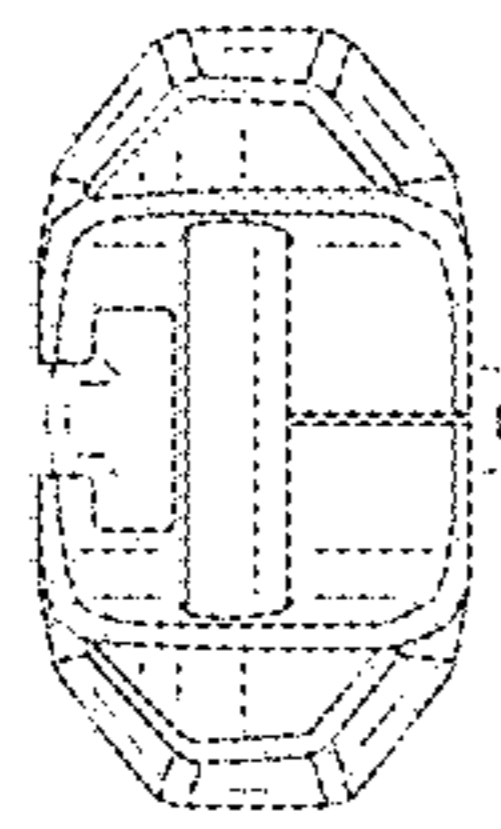


FIG. 15

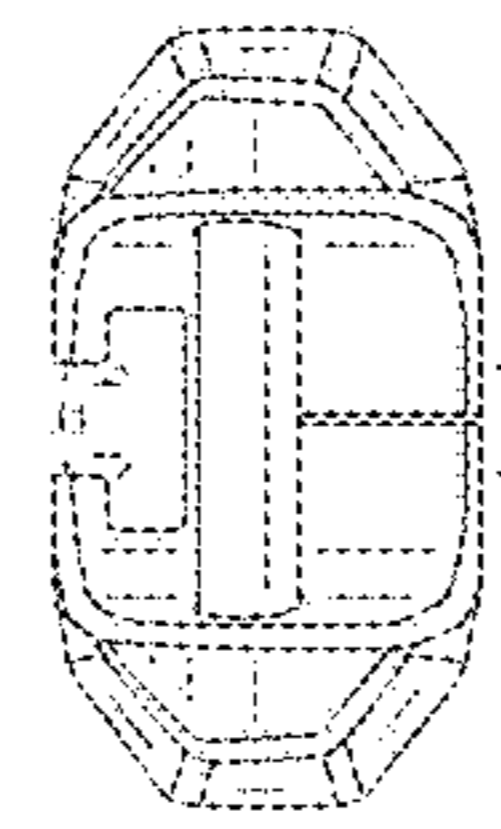


FIG. 16