



US00D856885S

(12) **United States Design Patent**  
**Anger**

(10) **Patent No.:** **US D856,885 S**

(45) **Date of Patent:** **\*\* Aug. 20, 2019**

- (54) **SPOKES OF A BICYCLE WHEEL**
- (71) Applicant: **Matthew E. Anger**, Cheektowaga, NY  
(US)
- (72) Inventor: **Matthew E. Anger**, Cheektowaga, NY  
(US)
- (\*\*) Term: **15 Years**
- (21) Appl. No.: **29/613,691**
- (22) Filed: **Aug. 11, 2017**
- (51) **LOC (12) Cl.** ..... **12-16**
- (52) **U.S. Cl.**  
USPC ..... **D12/205**
- (58) **Field of Classification Search**  
USPC ..... D12/204–213, 133  
CPC .... B60B 7/00; B60B 7/02; B60B 7/04; B60B  
7/01; B60B 7/06; B60B 3/02; B60B 3/04;  
B60B 3/06; B60B 3/10; B60B 11/06;  
B60B 9/06; B60B 9/26; B60B 1/00;  
B60B 1/08; B60B 1/10; B60B 1/12;  
B60B 1/003; B60B 1/04; B60B 1/02  
See application file for complete search history.

D609,153 S *	2/2010	Wakim .....	D12/205
D626,050 S *	10/2010	Spahr .....	D12/205
D644,153 S *	8/2011	Finnie .....	D12/205
D657,726 S *	4/2012	Finnie .....	D12/205
D813,777 S *	3/2018	Biderman .....	B60B 1/003 D12/205

\* cited by examiner

*Primary Examiner* — Stacia A Cadmus

(74) *Attorney, Agent, or Firm* — Vincent G. LoTempio;  
Kloss, Stenger & LoTempio; David T. Stephenson

(57) **CLAIM**

The ornamental design for a spokes of a bicycle wheel, as shown and described.

**DESCRIPTION**

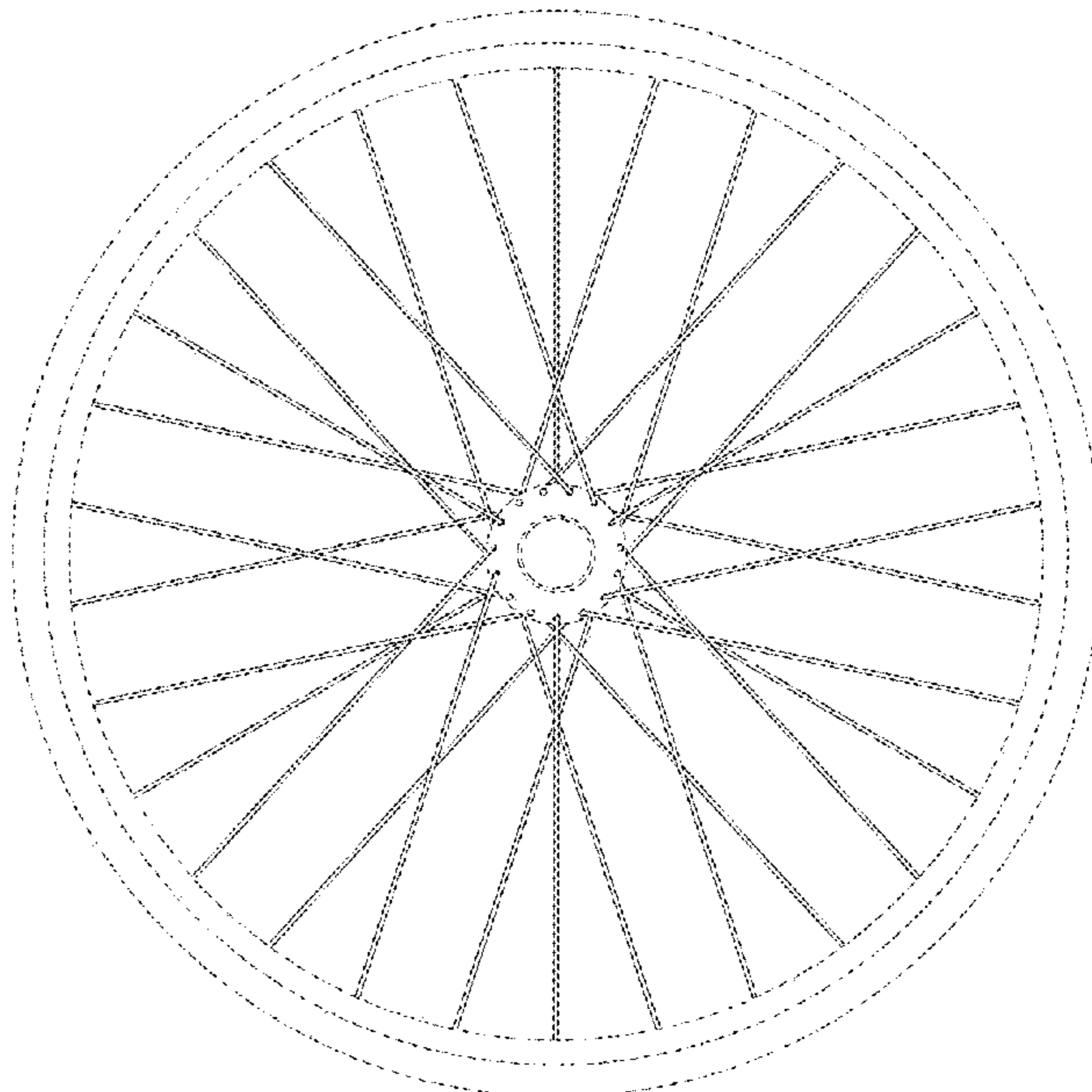
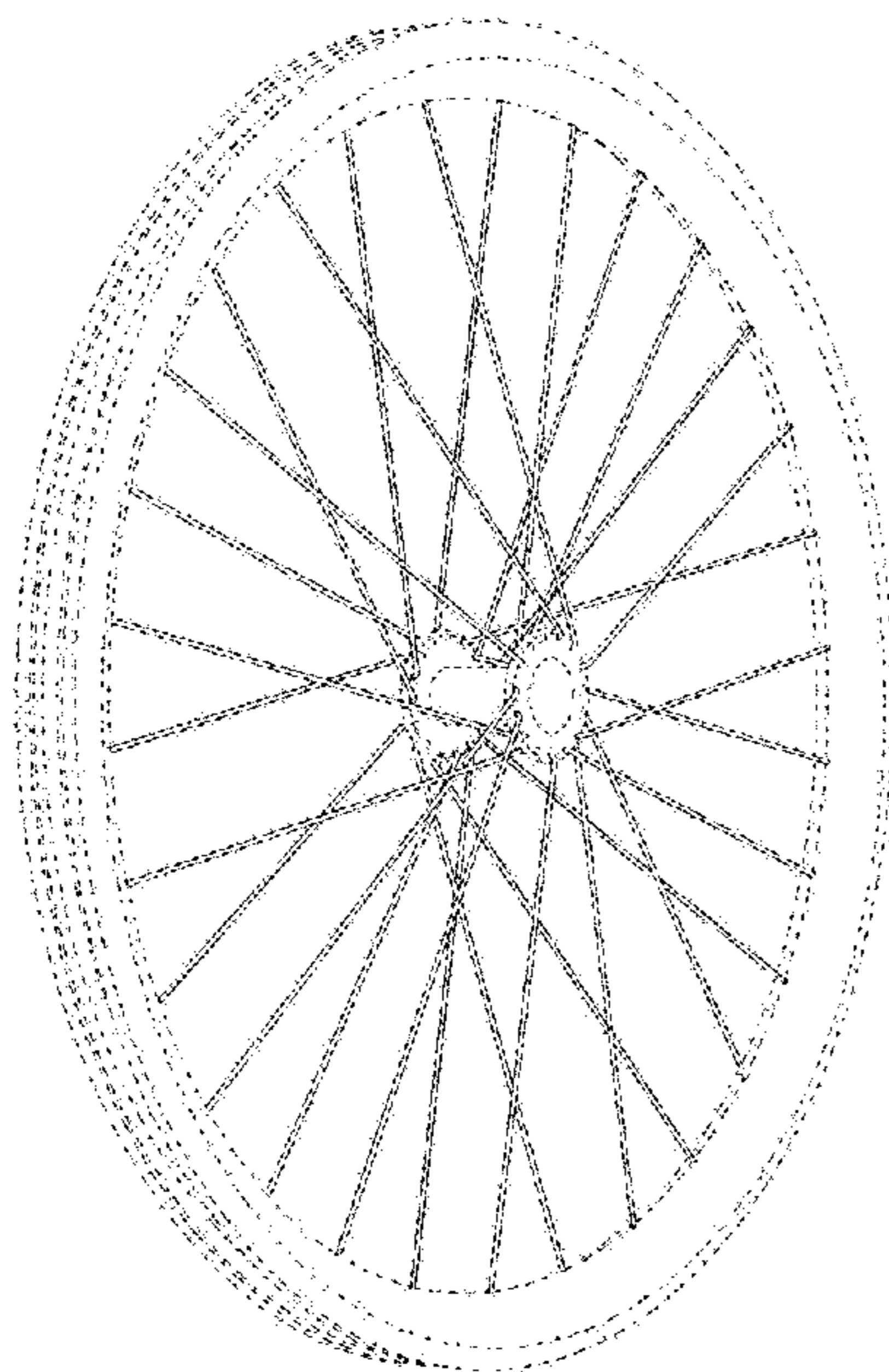
FIG. 1 is a perspective view of a spokes of a bicycle wheel showing my new design;  
 FIG. 2 is a front view of my design;  
 FIG. 3 is a rear view of my design;  
 FIG. 4 is a left view of my design;  
 FIG. 5 is a right view of my design;  
 FIG. 6 is a top view of my design;  
 FIG. 7 is a bottom view of my design;  
 FIG. 8 is a perspective view of a second embodiment of the design shown in FIGS. 1 through 7;  
 FIG. 9 is a front view of my design;  
 FIG. 10 is a rear view of my design;  
 FIG. 11 is a left view of my design;  
 FIG. 12 is a right view of my design;  
 FIG. 13 is a top view of my design; and,  
 FIG. 14 is a bottom view of my design.  
 The broken lines are for illustrative purposes only and form no part of the claimed design.

**1 Claim, 10 Drawing Sheets**

(56) **References Cited**

**U.S. PATENT DOCUMENTS**

D267,167 S *	12/1982	Suzuki .....	D12/205
D269,506 S *	6/1983	Suzuki .....	D12/205
D269,603 S *	7/1983	Whitmarsh .....	D12/205
D281,062 S *	10/1985	Hess .....	D12/205
D458,202 S *	6/2002	Passarotto .....	D12/205
D462,042 S *	8/2002	Bernardi .....	D12/205
D472,507 S *	4/2003	Passarotto .....	D12/205
D596,547 S *	7/2009	Passarotto .....	D12/205



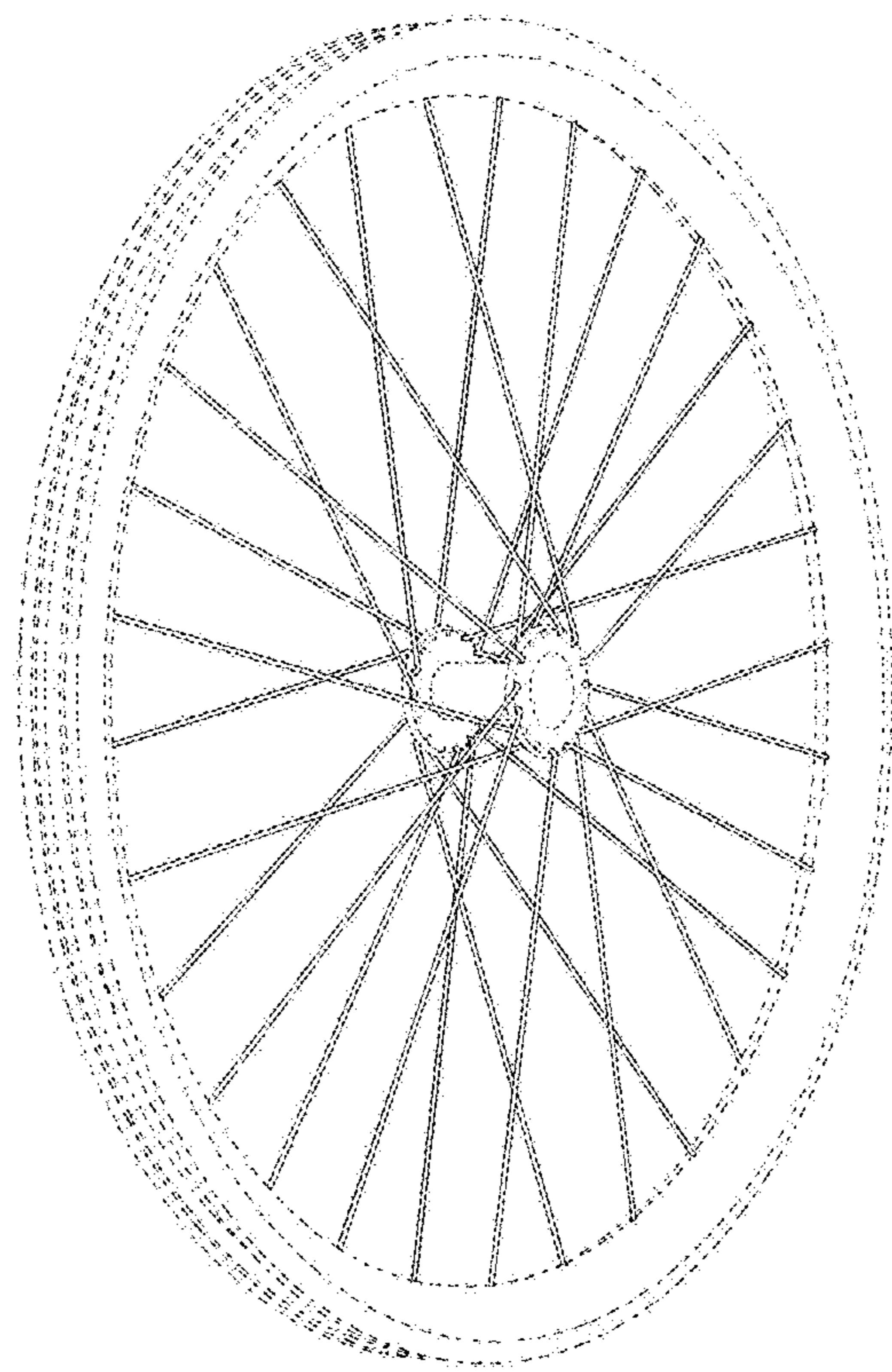


FIG. 1




FIG. 2






FIG. 3




FIG. 5

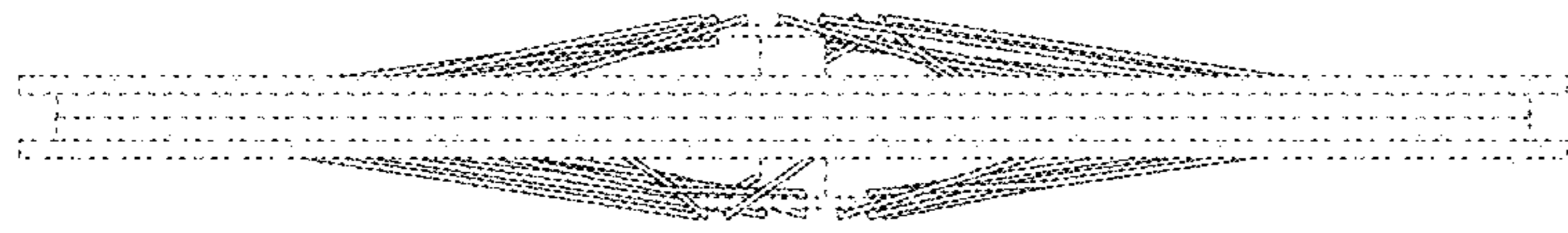


FIG. 4



FIG. 6

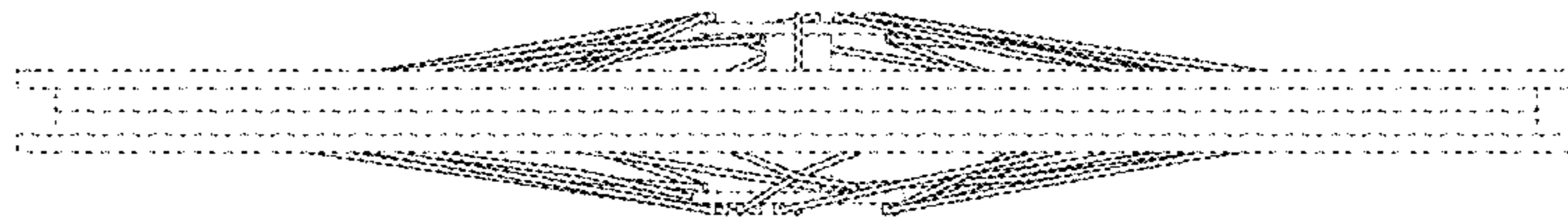


FIG. 7

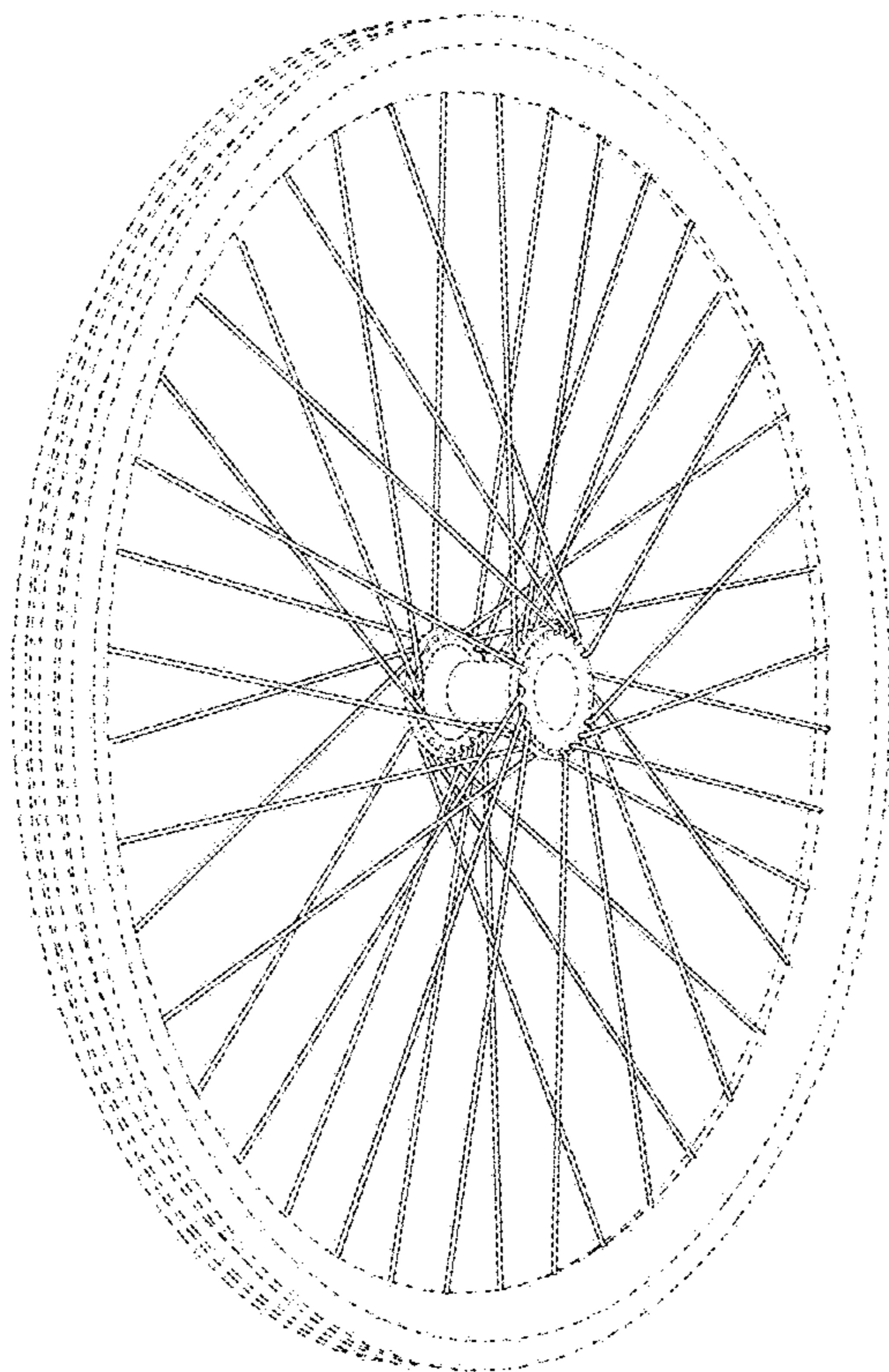


FIG. 8

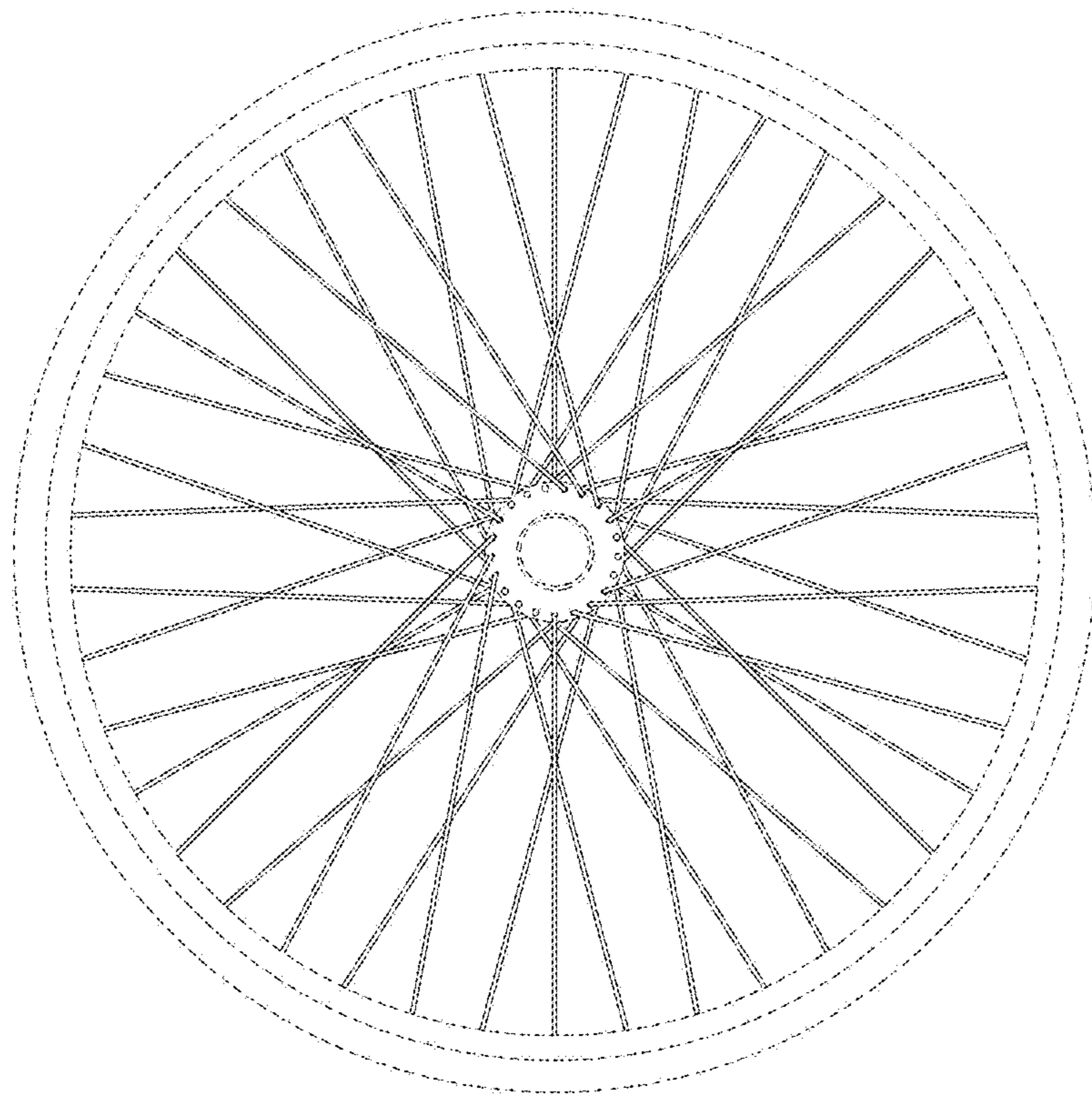


FIG. 9



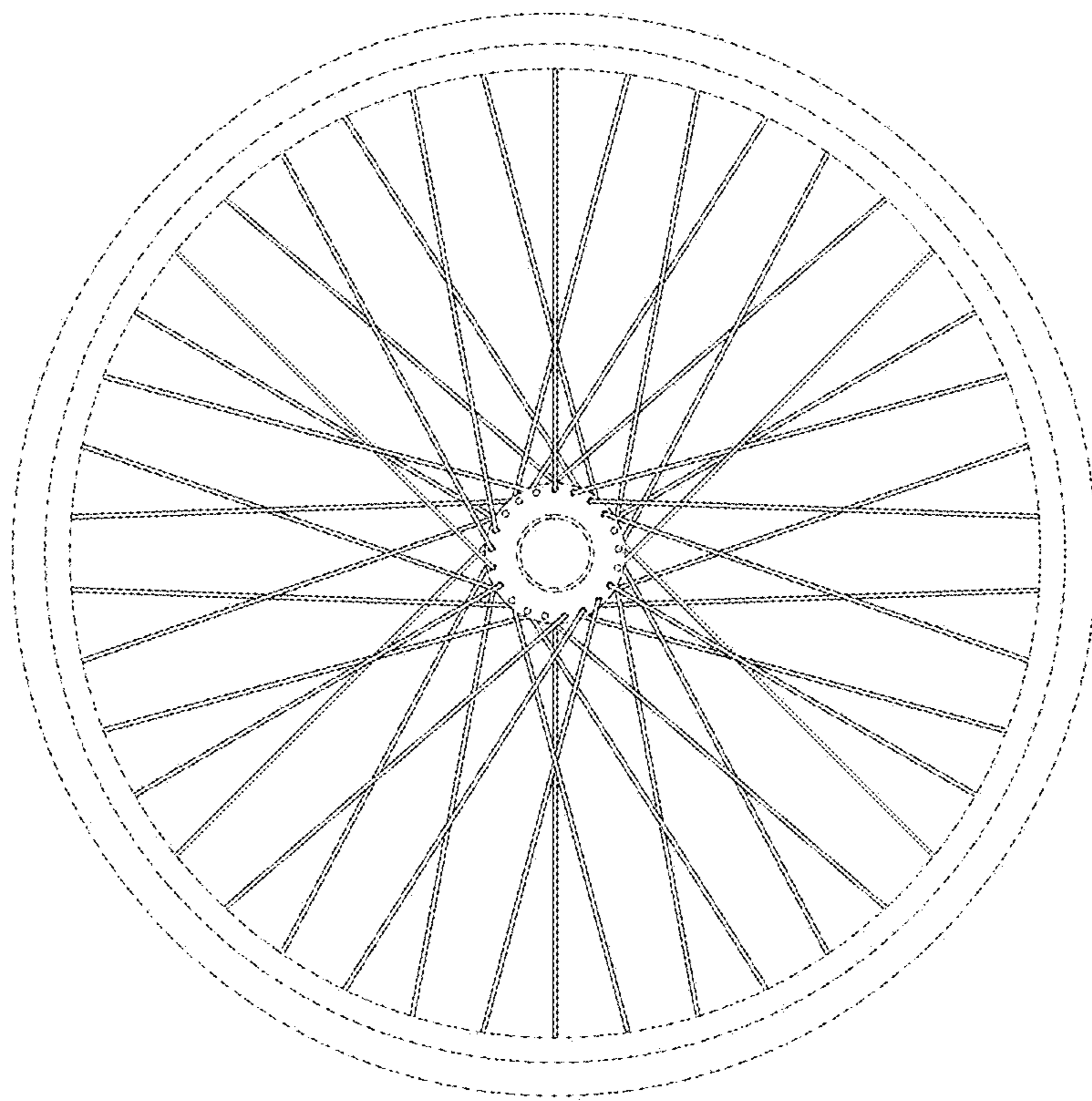


FIG. 10



FIG. 12




FIG. 11

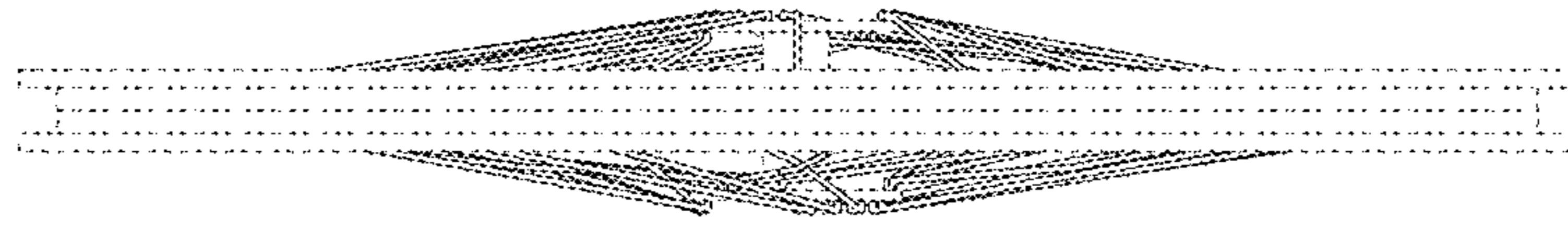


FIG. 13




FIG. 14