



US00D856870S

(12) **United States Design Patent** (10) **Patent No.:** **US D856,870 S**  
**Nakajima et al.** (45) **Date of Patent:** **\*\* Aug. 20, 2019**

- (54) **REAR BUMPER FOR AUTOMOBILE**
- (71) Applicant: **Nissan Motor Co., Ltd.**, Yokohama, Kanagawa (JP)
- (72) Inventors: **Takeshi Nakajima**, Kanagawa (JP); **Hiroshi Oda**, Kanagawa (JP); **Junichi Nishikubo**, Kanagawa (JP)
- (73) Assignee: **Nissan Motor Co., Ltd.**, Yokohama (JP)
- (\*\*) Term: **15 Years**
- (21) Appl. No.: **29/639,161**
- (22) Filed: **Mar. 5, 2018**
- (30) **Foreign Application Priority Data**  
Sep. 6, 2017 (JP) ..... 2017-019330
- (51) **LOC (12) Cl.** ..... **12-16**
- (52) **U.S. Cl.**  
USPC ..... **D12/169**
- (58) **Field of Classification Search**  
USPC .... D12/169, 216, 90-92, 86, 171, 196, 163, D12/190; 293/193.11; 296/180.1, 180.2; 180/68.1, 68.6  
CPC ..... B62D 25/08; B62B 9/16; B60K 11/08; B60R 19/52; B60R 19/02; B60R 19/04  
See application file for complete search history.

- (56) **References Cited**  
**U.S. PATENT DOCUMENTS**  
D559,744 S \* 1/2008 Hieke ..... D12/169  
D559,746 S \* 1/2008 Hieke ..... D12/169  
D578,449 S \* 10/2008 Jodo ..... D12/169  
D580,834 S \* 11/2008 Saridakis ..... D12/169  
D592,567 S \* 5/2009 Saracoglu ..... D12/169  
D600,176 S \* 9/2009 Yamazaki ..... D12/169

- D614,545 S \* 4/2010 Ono ..... D12/169
- D639,215 S \* 6/2011 Faghihzadeh ..... D12/169
- D640,613 S \* 6/2011 Bauer ..... D12/169
- D683,285 S \* 5/2013 Yoshida ..... D12/169
- D692,808 S \* 11/2013 Morioka ..... D12/169
- D695,168 S \* 12/2013 Kawasaki ..... D12/169
- D705,140 S \* 5/2014 Kawasaki ..... D12/169
- D712,805 S \* 9/2014 Murkett ..... D12/169
- D713,766 S \* 9/2014 Katou ..... D12/169
- D721,306 S \* 1/2015 George ..... D12/169
- D721,625 S \* 1/2015 George ..... D12/169
- D725,009 S \* 3/2015 Hirai ..... D12/169
- D725,010 S \* 3/2015 Takei ..... D12/169
- D733,004 S \* 6/2015 Huang ..... D12/91
- D736,125 S \* 8/2015 Kamiura ..... D12/169
- D749,468 S \* 2/2016 Frascella ..... D12/169
- D754,576 S \* 4/2016 Nissl ..... D12/169
- D773,351 S \* 12/2016 Munakata ..... D12/169

(Continued)

*Primary Examiner* — Melody N Brown

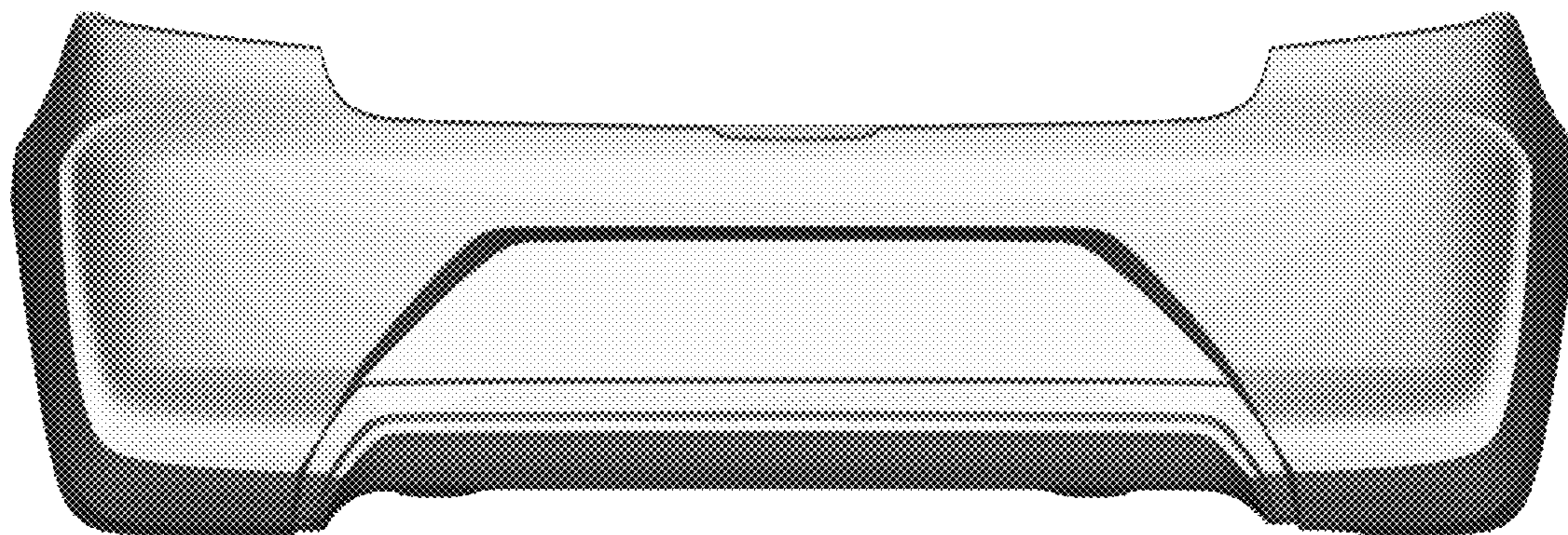
(57) **CLAIM**

The ornamental design for a rear bumper for automobile, as shown and described.

**DESCRIPTION**

FIG. 1 is a front elevational view of a rear bumper for an automobile in accordance with our new design;  
 FIG. 2 is a top plan view thereof;  
 FIG. 3 is a bottom plan view thereof;  
 FIG. 4 is a left side elevational view thereof;  
 FIG. 5 is a right side elevational view thereof;  
 FIG. 6 is a bottom, front and left side perspective view thereof; and,  
 FIG. 7 is a top, front and right side perspective view thereof.  
 The rear view of the rear bumper forms no part of the claimed design. The inside surfaces of the rear bumper, shown in broken lines in FIGS. 2, 3 and 7, form no part of the claimed design since the inside surfaces are hidden when the rear bumper is mounted to the automobile.

**1 Claim, 7 Drawing Sheets**



(56)

**References Cited**

U.S. PATENT DOCUMENTS

D773,352 S	*	12/2016	Munakata .....	D12/169
D773,353 S	*	12/2016	Munakata .....	D12/169
D782,373 S	*	3/2017	Curic .....	D12/169
D784,864 S	*	4/2017	Patel .....	D12/169
D786,746 S	*	5/2017	Wheel .....	D12/169
D789,849 S	*	6/2017	Lee .....	D12/169
D792,291 S	*	7/2017	Suga .....	D12/169
D800,034 S	*	10/2017	Kojima .....	D12/169
D801,888 S	*	11/2017	Yang .....	D12/169
D804,371 S	*	12/2017	Whitla .....	D12/169
D813,753 S	*	3/2018	Loeb .....	D12/169
D813,754 S	*	3/2018	Loeb .....	D12/169

\* cited by examiner

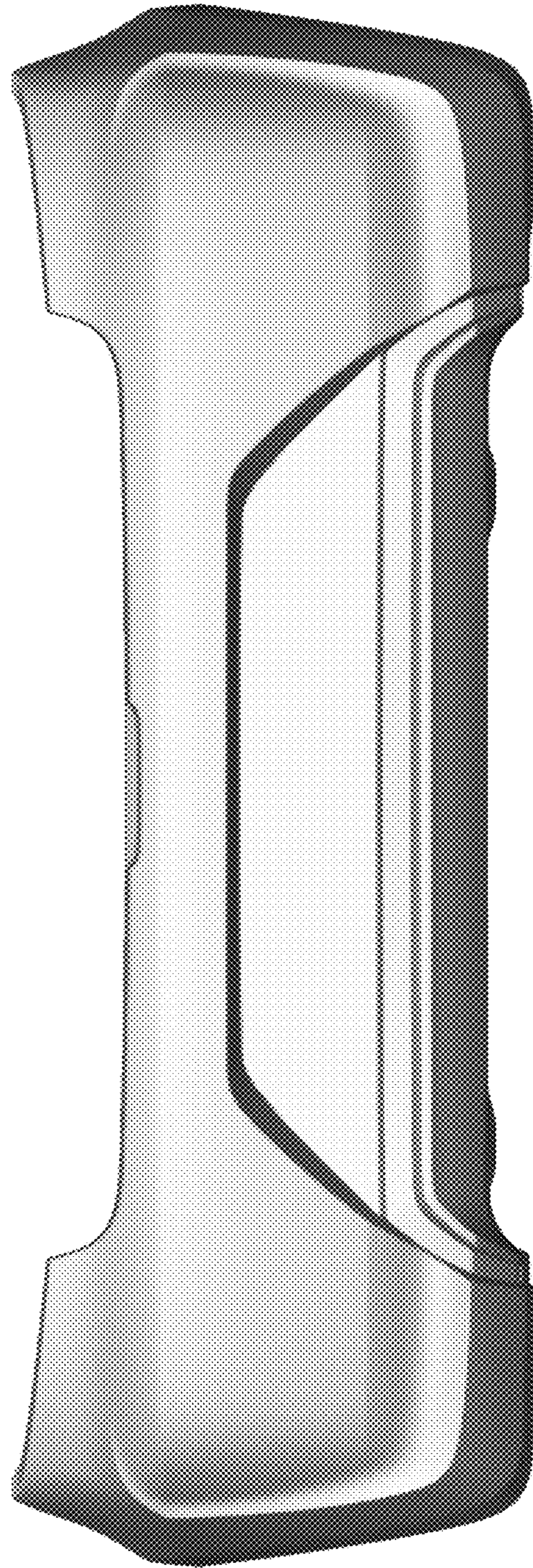


FIG. 1

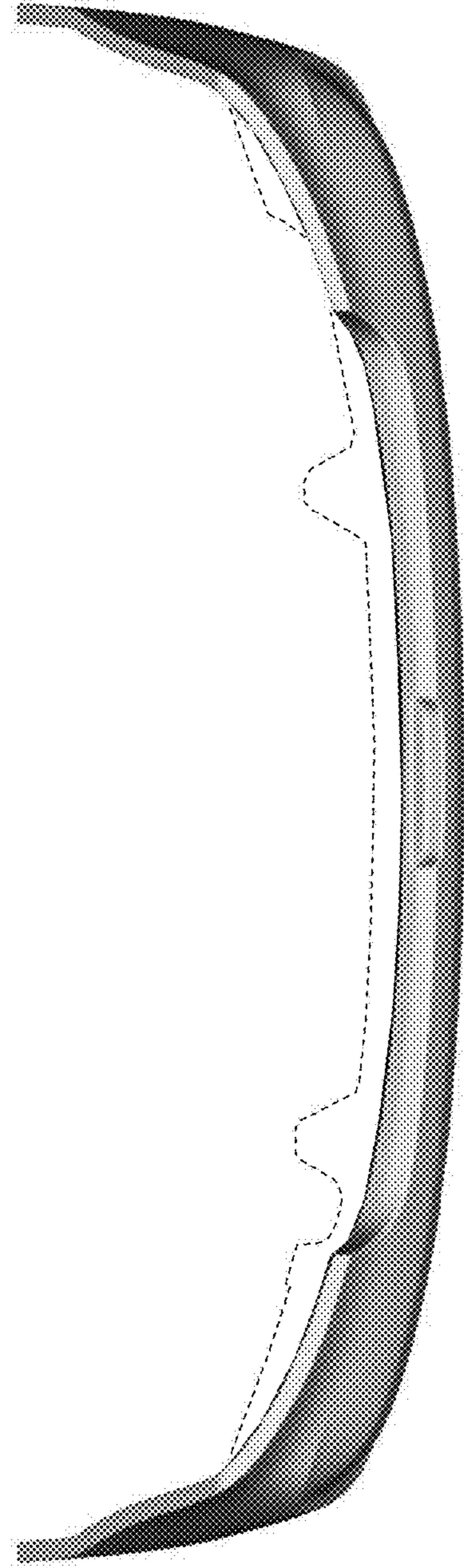


FIG. 2




FIG. 3




FIG. 4

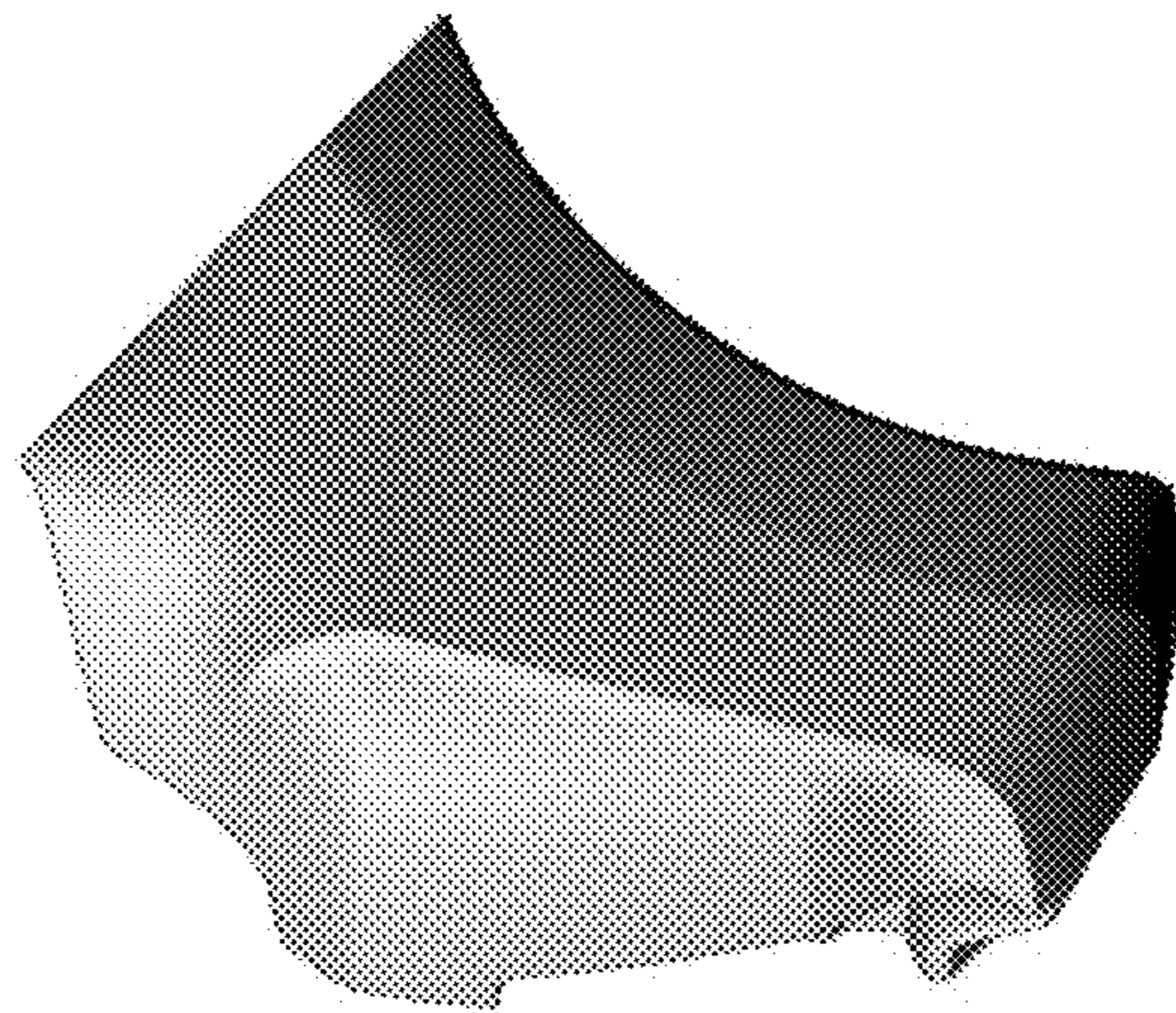


FIG. 5




FIG. 6





FIG. 7