



US00D856868S

(12) **United States Design Patent** (10) **Patent No.:** **US D856,868 S**
Dewitt et al. (45) **Date of Patent:** **** Aug. 20, 2019**

(54) **VEHICLE FRONT UPPER BUMPER COVER**

(71) Applicant: **Ford Global Technologies, LLC,**
Dearborn, MI (US)

(72) Inventors: **David Dewitt,** Docklands (AU); **Todd Willing,** East Melbourne (AU); **Max Wolff,** Birmingham, MI (US)

(73) Assignee: **Ford Global Technologies, Inc.,**
Dearborn, MI (US)

(**) Term: **15 Years**

(21) Appl. No.: **29/632,633**

(22) Filed: **Jan. 9, 2018**

(51) **LOC (12) Cl.** **12-16**

(52) **U.S. Cl.**
USPC **D12/169**

(58) **Field of Classification Search**
USPC D12/169, 196, 86, 90-92, 163, 190, 98,
D12/164; 293/102, 113, 115, 117, 120,
293/193.11; 296/180.1, 180.2; 180/68.1,
180/68.6

CPC B60R 19/52; B60K 11/08; B62D 25/08;
B62B 9/16

See application file for complete search history.

(56) **References Cited**

U.S. PATENT DOCUMENTS

D580,316 S	*	11/2008	Gueler	D12/169
D678,147 S	*	3/2013	Behmer	D12/169
D678,826 S	*	3/2013	Akamine	D12/169
D685,302 S	*	7/2013	Futschik	D12/169
D688,991 S	*	9/2013	Song	D12/169
D688,993 S	*	9/2013	Campbell	D12/169
D688,994 S	*	9/2013	Campbell	D12/169
D692,809 S	*	11/2013	Uchino	D12/169
D701,805 S	*	4/2014	Campbell	D12/169

D703,591 S	*	4/2014	Kwon	D12/169
D705,139 S	*	5/2014	Jevremovic	D12/169
D712,802 S	*	9/2014	Scheinhuette	D12/169
D713,766 S	*	9/2014	Katou	D12/169
D721,625 S	*	1/2015	George	D12/169
D721,993 S	*	2/2015	Nordmann	D12/169
D736,127 S	*	8/2015	Hammoud	D12/169
D738,270 S	*	9/2015	Blanski	D12/169
D746,739 S	*	1/2016	Wolff	D12/169
D798,200 S	*	9/2017	Zavatski	D12/169
D800,614 S	*	10/2017	Park	D12/169
D813,111 S	*	3/2018	Sullivan	D12/169

* cited by examiner

Primary Examiner — Melody N Brown

(74) *Attorney, Agent, or Firm* — Vichit Chea

(57) **CLAIM**


The ornamental design for a vehicle front upper bumper cover, as shown and described.

DESCRIPTION

FIG. 1 is a front elevational view of a vehicle front upper bumper cover, showing our new design;
FIG. 2 is a left side elevational view thereof;
FIG. 3 is a right side elevational view thereof;
FIG. 4 is a top plan view thereof;
FIG. 5 is a bottom plan view thereof;
FIG. 6 is a top, front, and left side perspective view thereof;
and,
FIG. 7 is a bottom, front, and left side perspective view thereof.

The portions of the bumper cover shown throughout the drawing views in de-emphasized and half-tone portions outside the broken lines and the broken lines representing the boundary and configuration of what is claimed as the design are for environmental and illustrative purposes only and form no part of the claimed design.

1 Claim, 7 Drawing Sheets






Fig. 1




Fig. 2




Fig. 3





Fig. 4

Fig. 5






Fig. 6

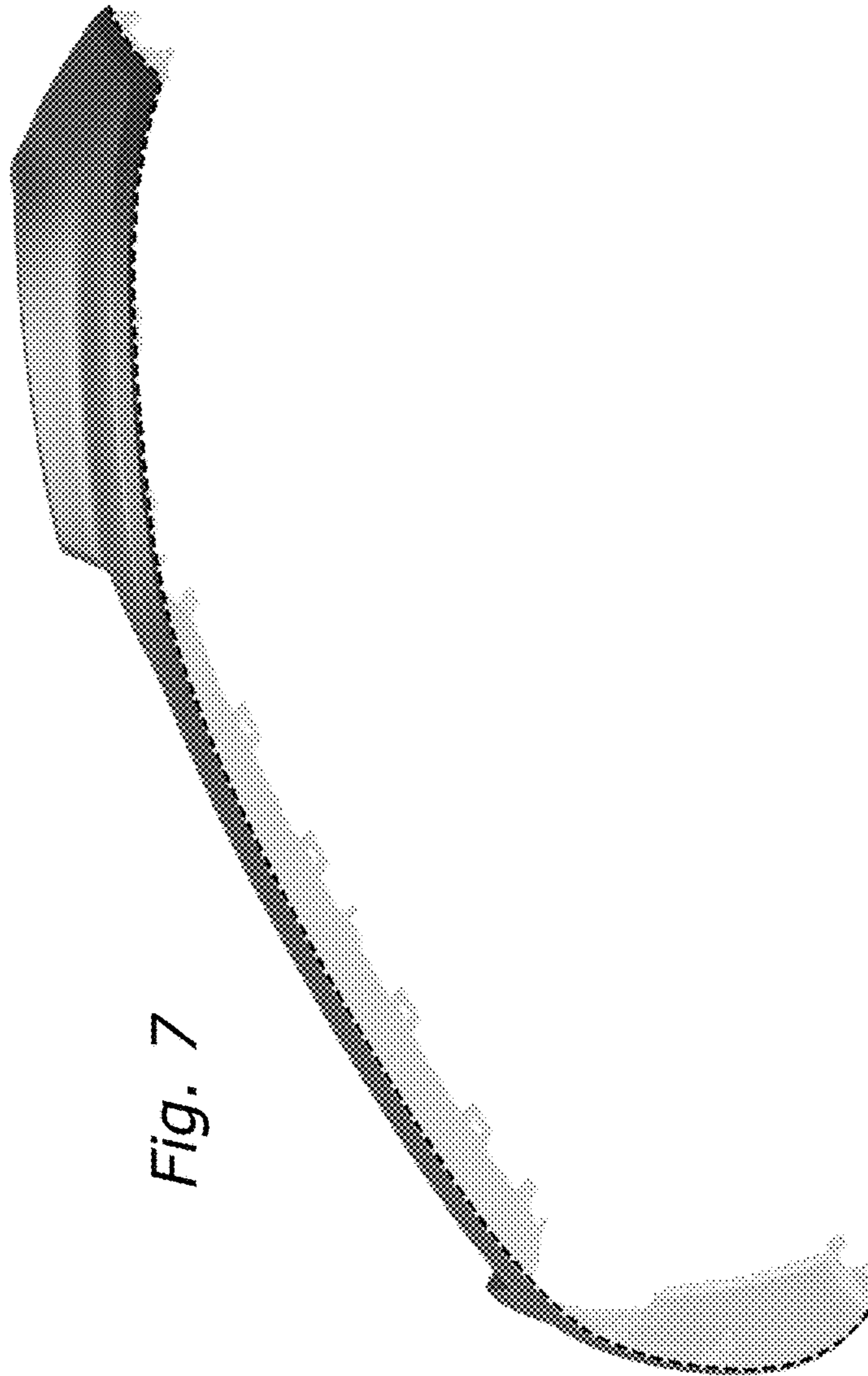


Fig. 7