



US00D856866S

(12) **United States Design Patent** (10) **Patent No.:** **US D856,866 S**
Lucas et al. (45) **Date of Patent:** **** Aug. 20, 2019**

(54) **VEHICLE FRONT LOWER BUMPER COVER**

D746,734 S * 1/2016 Wolff D12/169
D797,619 S * 9/2017 Jung D12/169
D802,497 S * 11/2017 Park D12/169

(71) Applicant: **Ford Global Technologies, LLC**,
Dearborn, MI (US)

FOREIGN PATENT DOCUMENTS

(72) Inventors: **Earl C. Lucas**, Southfield, MI (US);
Keith Rogman, Fenton, MI (US);
Hojoon Kang, Novi, MI (US); **David Woodhouse**, Troy, MI (US)

WO D088134-009 * 11/2015

OTHER PUBLICATIONS

(73) Assignee: **Ford Global Technologies, LLC**,
Dearborn, MI (US)

https://www.youtube.com/watch?v=4O_aCviPOjo Nov. 28, 2017
(Year: 2017).*

(**) Term: **15 Years**

* cited by examiner

(21) Appl. No.: **29/624,494**

Primary Examiner — Leanne Was-Englehart
(74) *Attorney, Agent, or Firm* — Vichit Chea

(22) Filed: **Nov. 1, 2017**

(57) **CLAIM**

(51) **LOC (12) Cl.** **12-16**

The ornamental design for a vehicle front lower bumper cover, as shown and described.

(52) **U.S. Cl.**

DESCRIPTION

USPC **D12/169**

(58) **Field of Classification Search**

USPC D12/86, 163, 164, 167, 169–172, 216;
D21/424, 427, 433, 483, 533, 548

CPC B60R 19/02; B60R 19/04; B60R 19/18;
B60R 19/24; B60R 19/26; B60R 19/52;
B62D 25/08; B60K 11/08

See application file for complete search history.

FIG. 1 is a top, front, and left side perspective view of a vehicle front lower bumper cover, showing our new design; FIG. 2 is a bottom, front, and left side perspective view thereof; FIG. 3 is a top, rear, and left side perspective view thereof; FIG. 4 is a front elevational view thereof; FIG. 5 is a rear elevational view thereof; FIG. 6 is a left side elevational view thereof; FIG. 7 is a right side elevational view thereof; FIG. 8 is a top plan view thereof; and, FIG. 9 is a bottom plan view thereof.

(56) **References Cited**

U.S. PATENT DOCUMENTS

D730,776 S * 6/2015 Smart D12/92
D739,315 S * 9/2015 Blanski D12/169

1 Claim, 9 Drawing Sheets

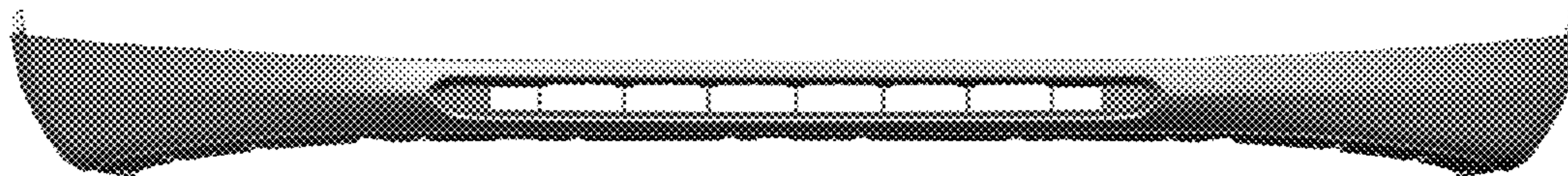




FIG. 1

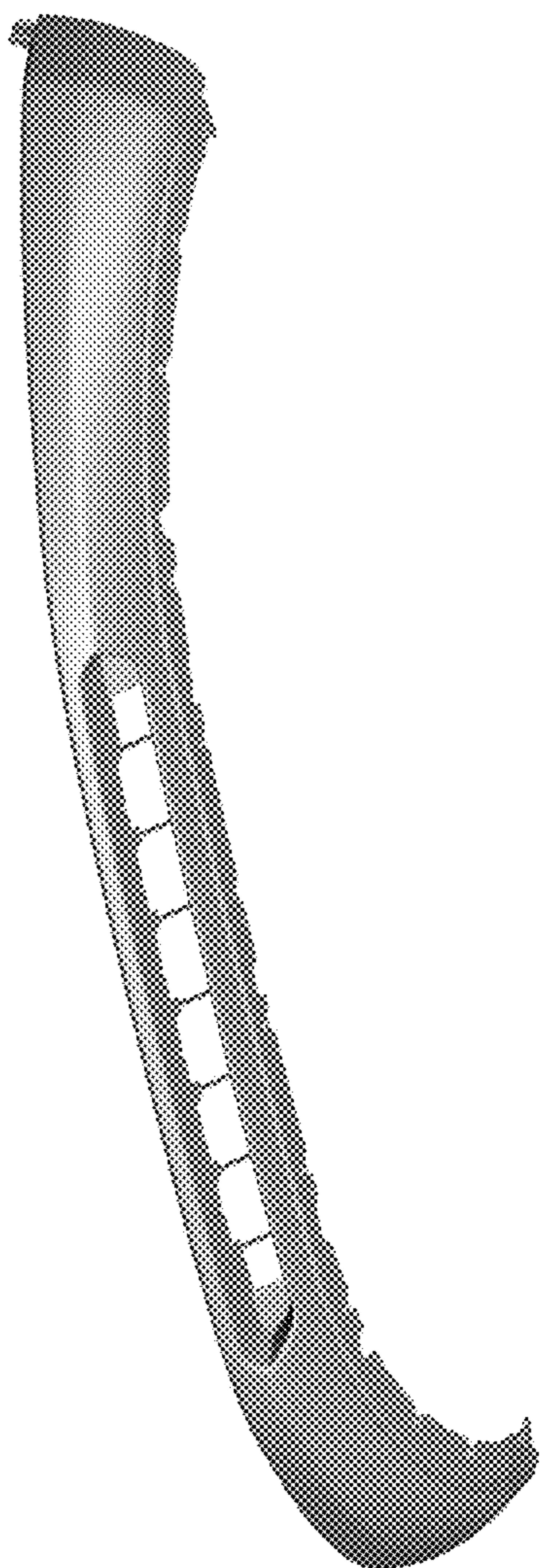


FIG. 2

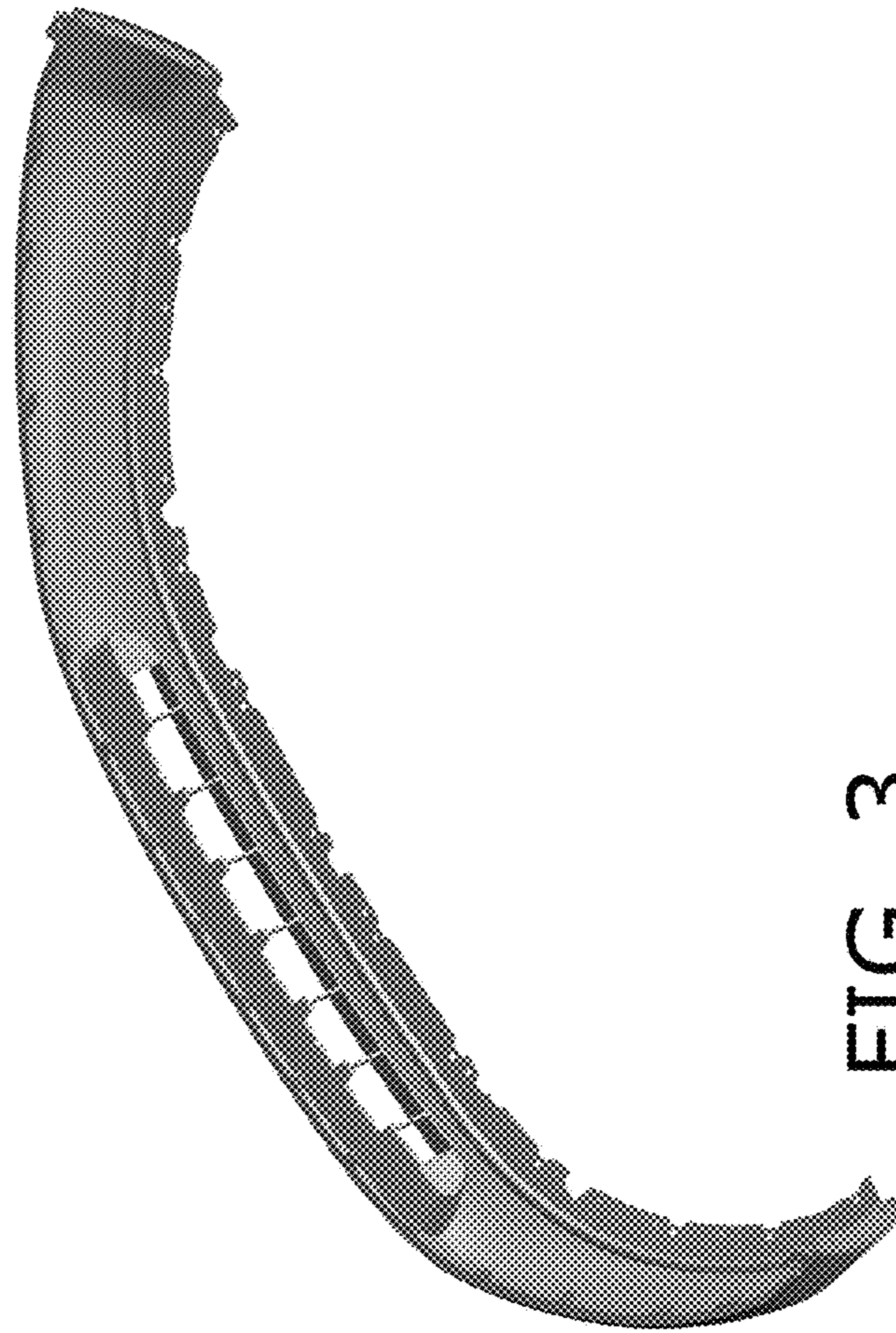


FIG. 3

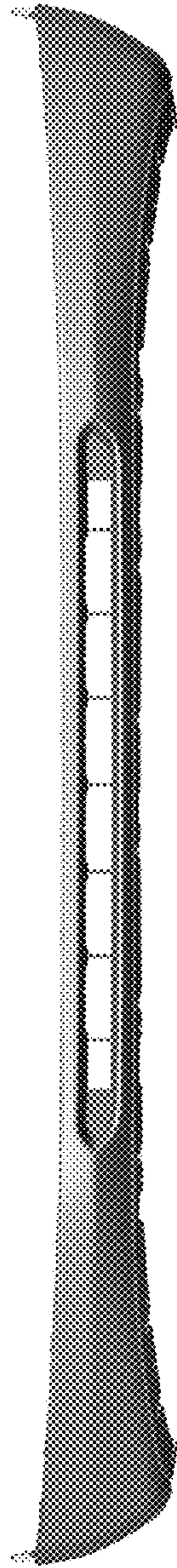


FIG. 4

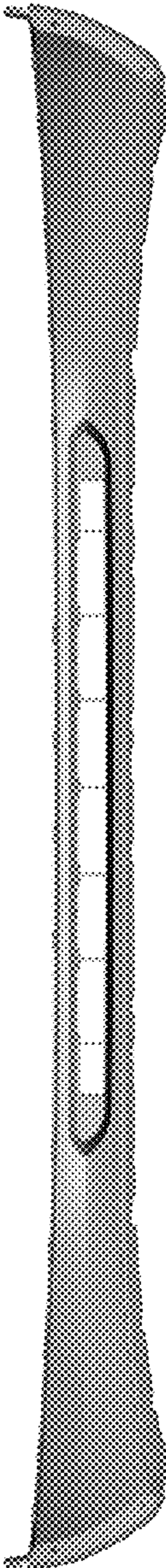


FIG. 5




FIG. 6




FIG. 7

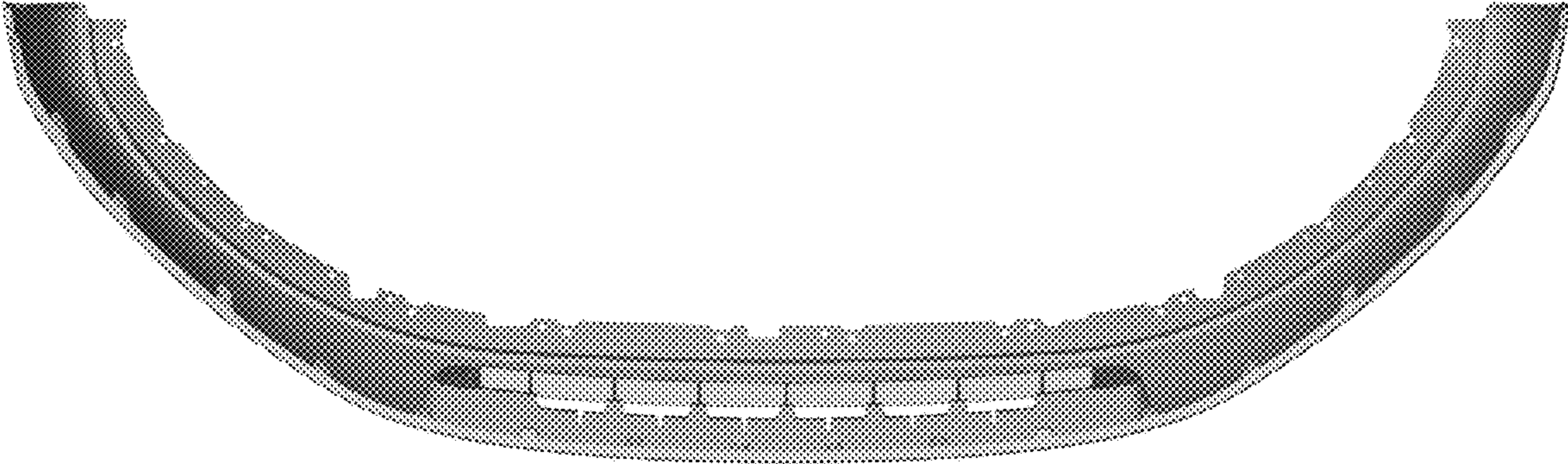


FIG. 8

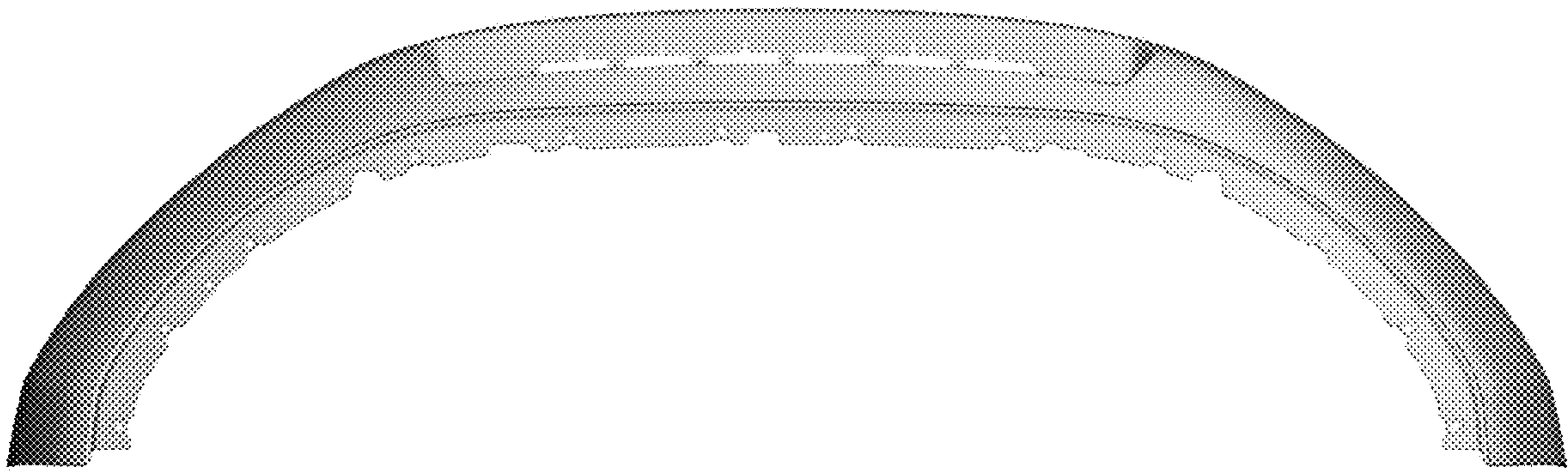


FIG. 9