



US00D856863S

(12) **United States Design Patent** (10) **Patent No.:** **US D856,863 S**
Clover et al. (45) **Date of Patent:** **** Aug. 20, 2019**

(54) **BOAT FENDER**
(71) Applicant: **Mission LLC**, Minnetrista, MN (US)
(72) Inventors: **Kristopher William Clover**,
Minnetonka, MN (US); **Mark**
Raymond Bohlig, Minnetonka, MN
(US)
(73) Assignee: **Mission LLC**, Minnetrista, MN (US)
(**) Term: **15 Years**
(21) Appl. No.: **29/616,655**

D425,461 S * 5/2000 Beyer-Olsen D12/168
D430,083 S * 8/2000 Spearin D12/168
D487,238 S * 3/2004 Beyer-Olsen D12/168
6,752,098 B2 6/2004 Skulnick
D511,723 S * 11/2005 Kobas D12/168
D576,087 S * 9/2008 Schlinkert D12/168
D617,694 S * 6/2010 Kunkemoeller D12/168
D669,825 S * 10/2012 Cordes D12/168
D671,046 S * 11/2012 May D12/168
D673,085 S * 12/2012 Deptola D12/168
D759,553 S * 6/2016 Karpinski D12/168
D759,554 S * 6/2016 Karpinski D12/168
D760,627 S * 7/2016 Karpinski D12/168
D762,530 S * 8/2016 Karpinski D12/168
9,403,582 B2 8/2016 Moran
D777,616 S * 1/2017 Karpinski D12/168

* cited by examiner

(22) Filed: **Sep. 7, 2017**
(51) **LOC (12) Cl.** **12-16**
(52) **U.S. Cl.**
USPC **D12/168**
(58) **Field of Classification Search**
USPC D12/168, 167, 317, 316, 300; D25/35;
D21/803; D10/107
CPC B63B 59/02; B63B 22/00
See application file for complete search history.

Primary Examiner — Michelle E. Wilson
Assistant Examiner — Clese Moore, Jr.
(74) *Attorney, Agent, or Firm* — Faegre Baker Daniels
LLP

(57) **CLAIM**

The ornamental design for a boat fender, as shown and described.

(56) **References Cited**

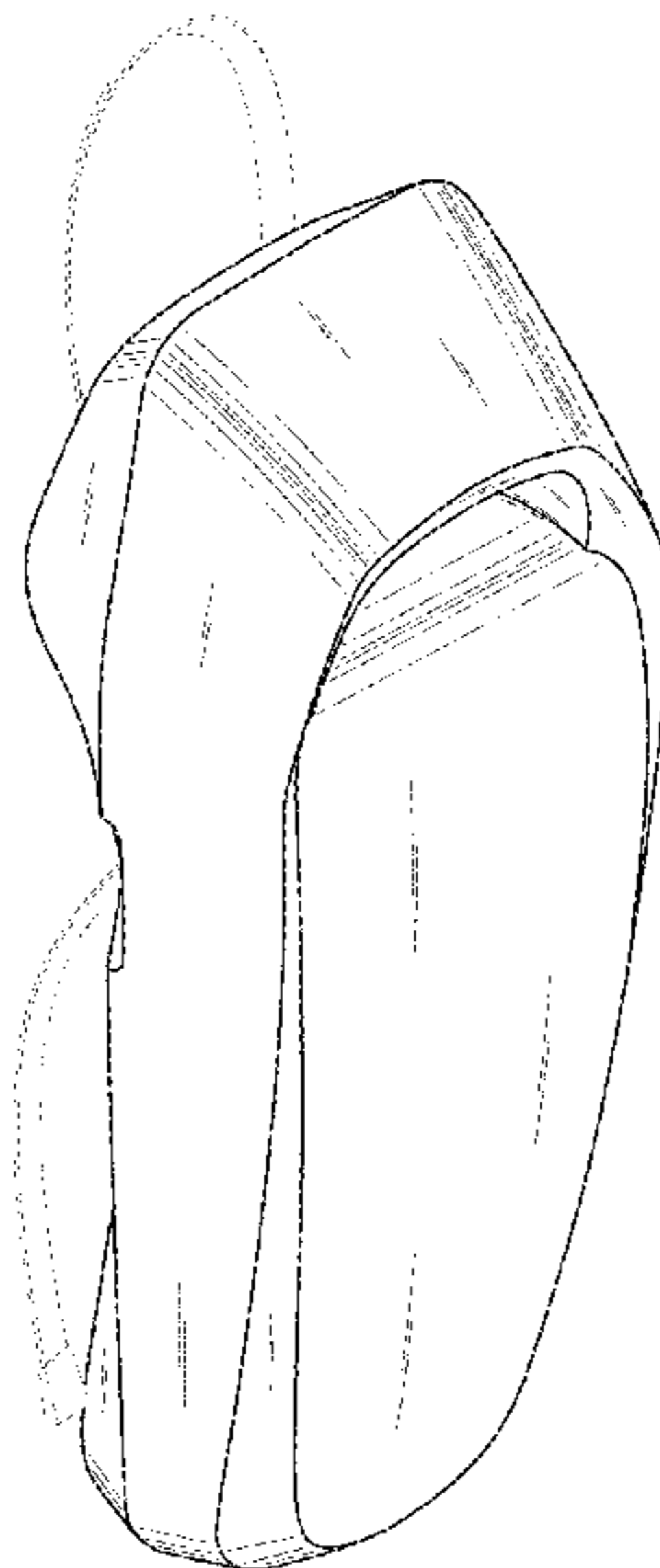
U.S. PATENT DOCUMENTS

D217,645 S * 5/1970 Magi D12/168
3,823,682 A * 7/1974 Jochimski B63B 59/02
114/219
D297,627 S * 9/1988 Patton D12/168
4,788,926 A * 12/1988 Ullman B63B 27/14
114/219
D299,915 S * 2/1989 Ullman D12/168
D316,244 S * 4/1991 Kruckenberg D12/168
D359,019 S * 6/1995 Kimball D12/168
D361,969 S * 9/1995 Petersen D12/168
5,560,312 A 10/1996 McPherson
5,738,033 A 4/1998 Pryor et al.
D419,242 S * 1/2000 Coons D25/35

DESCRIPTION

FIG. 1 is a front perspective view of a boat fender, showing our new design;
FIG. 2 is a front view thereof;
FIG. 3 is a back view thereof;
FIG. 4 is a left side view thereof;
FIG. 5 is a right side view thereof;
FIG. 6 is a top view thereof; and,
FIG. 7 is a bottom view thereof.
The broken lines shown illustrate portions of the boat fender that form no part of the claimed design.

1 Claim, 7 Drawing Sheets



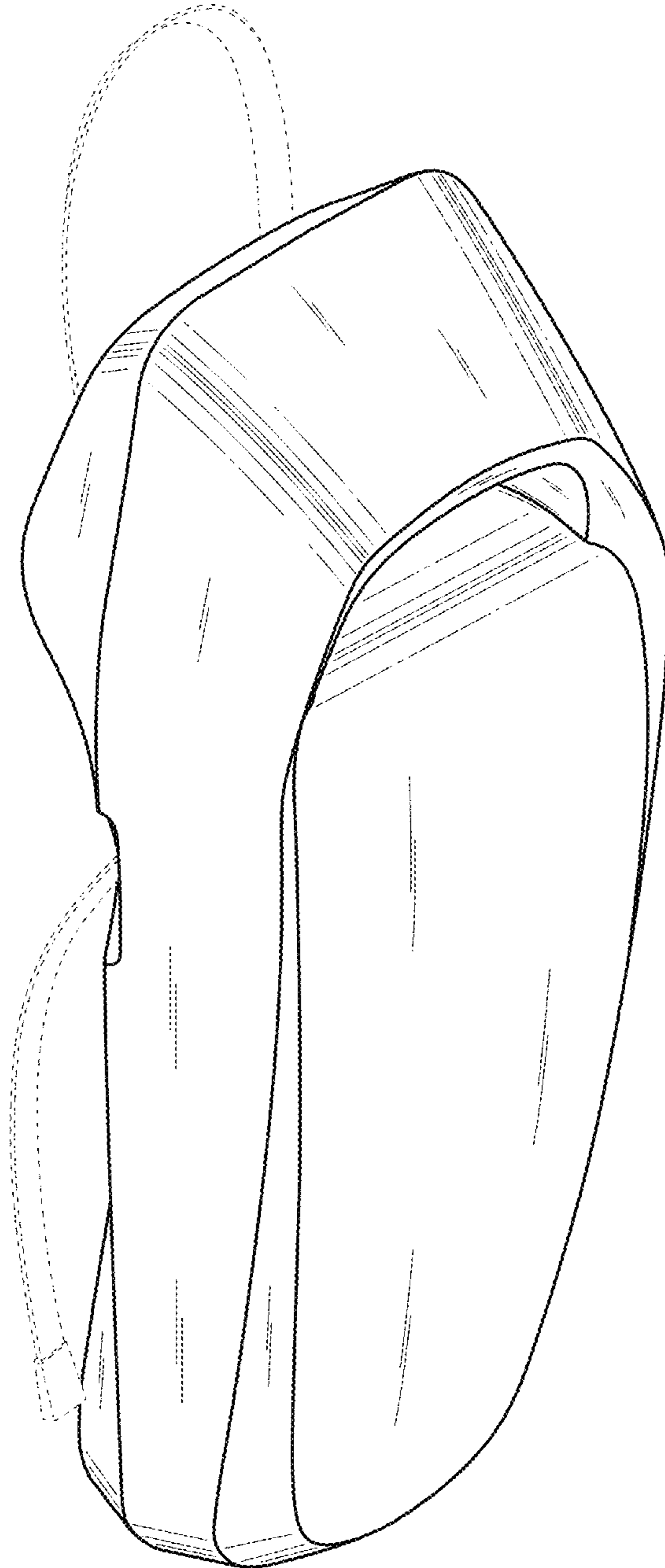


FIG. 1

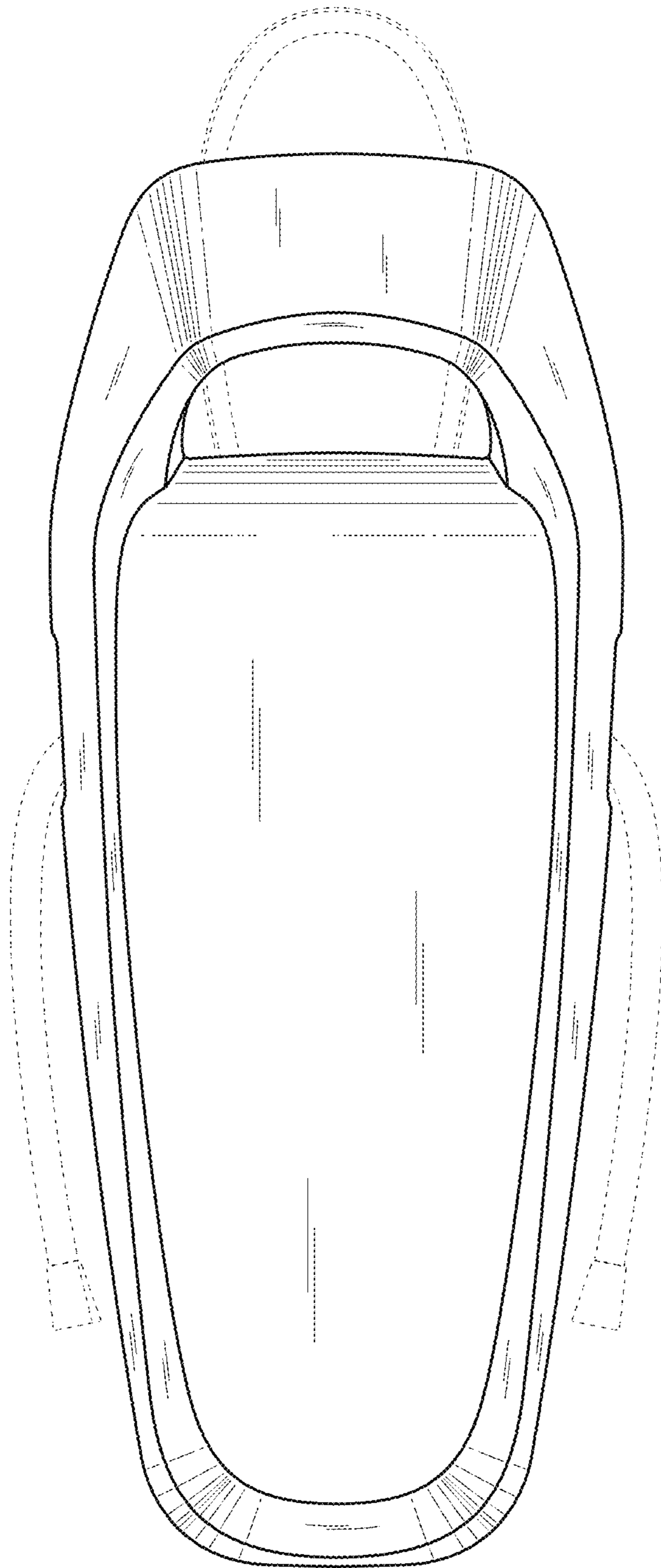


FIG. 2

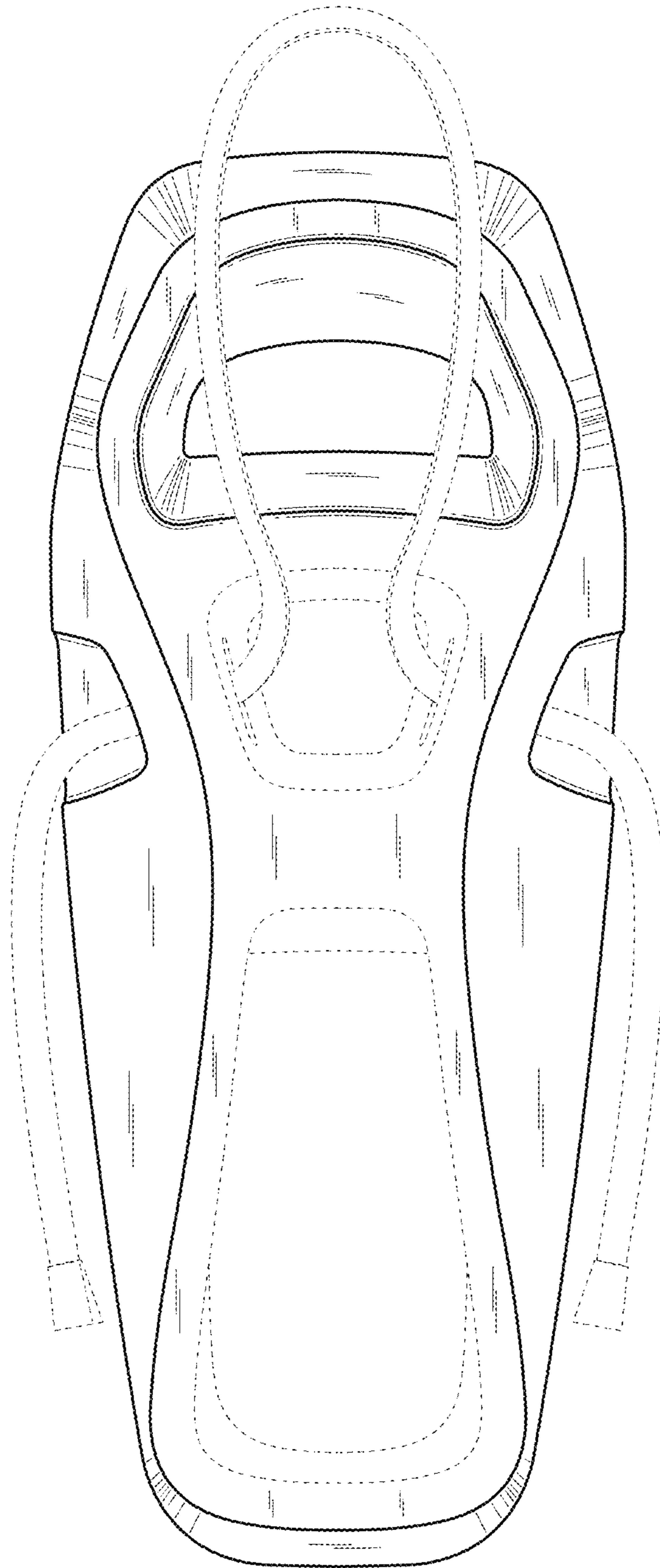


FIG. 3

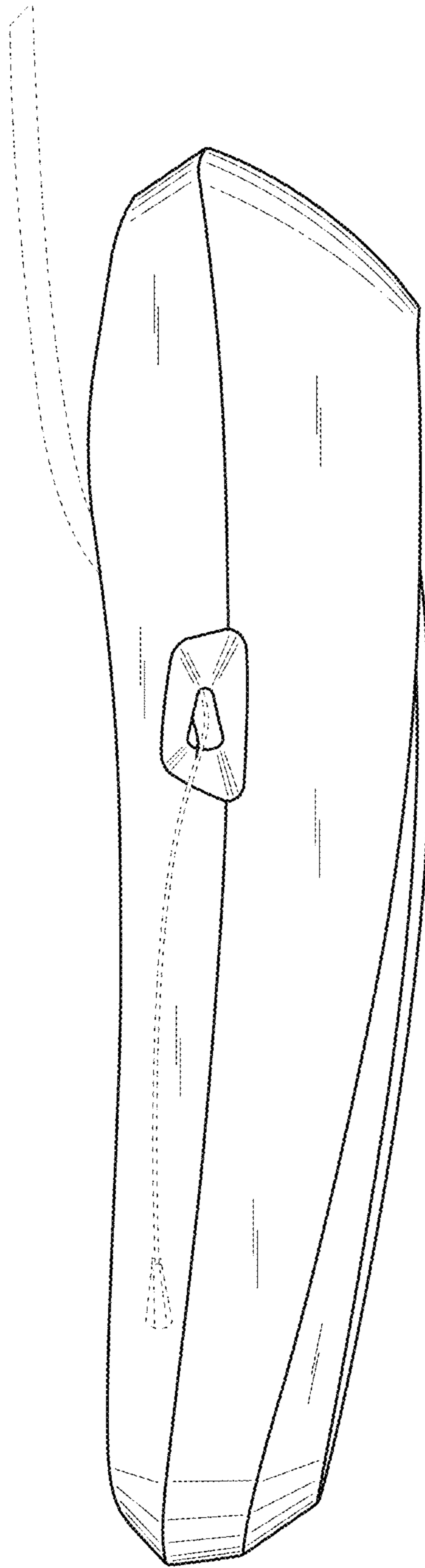


FIG. 4

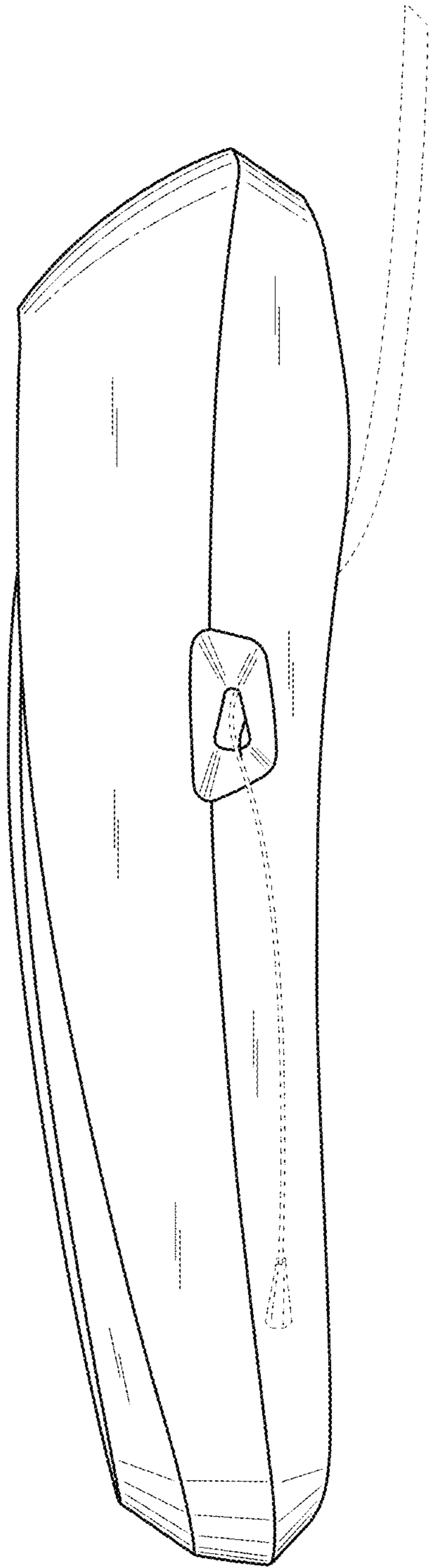


FIG. 5

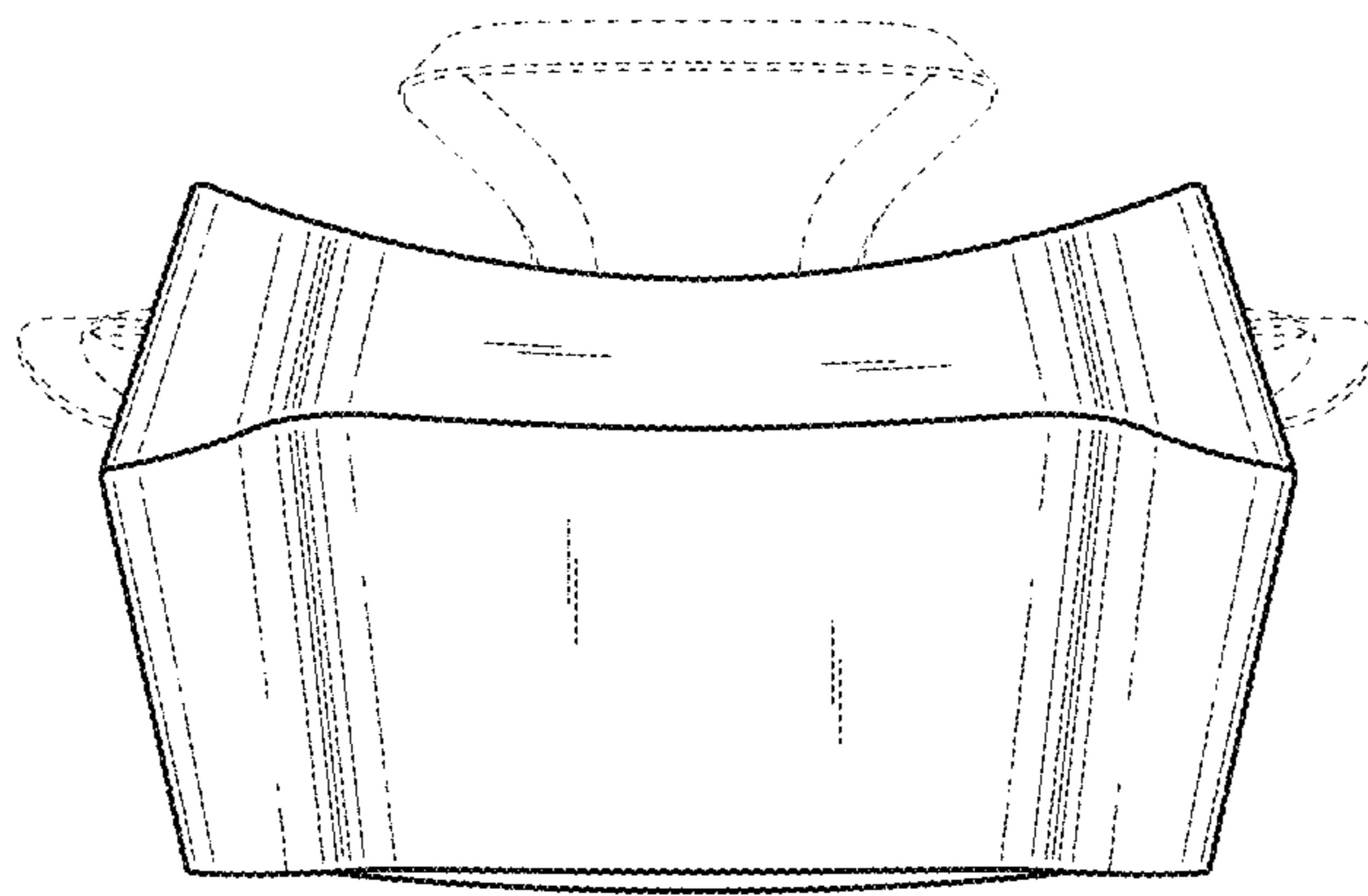


FIG. 6

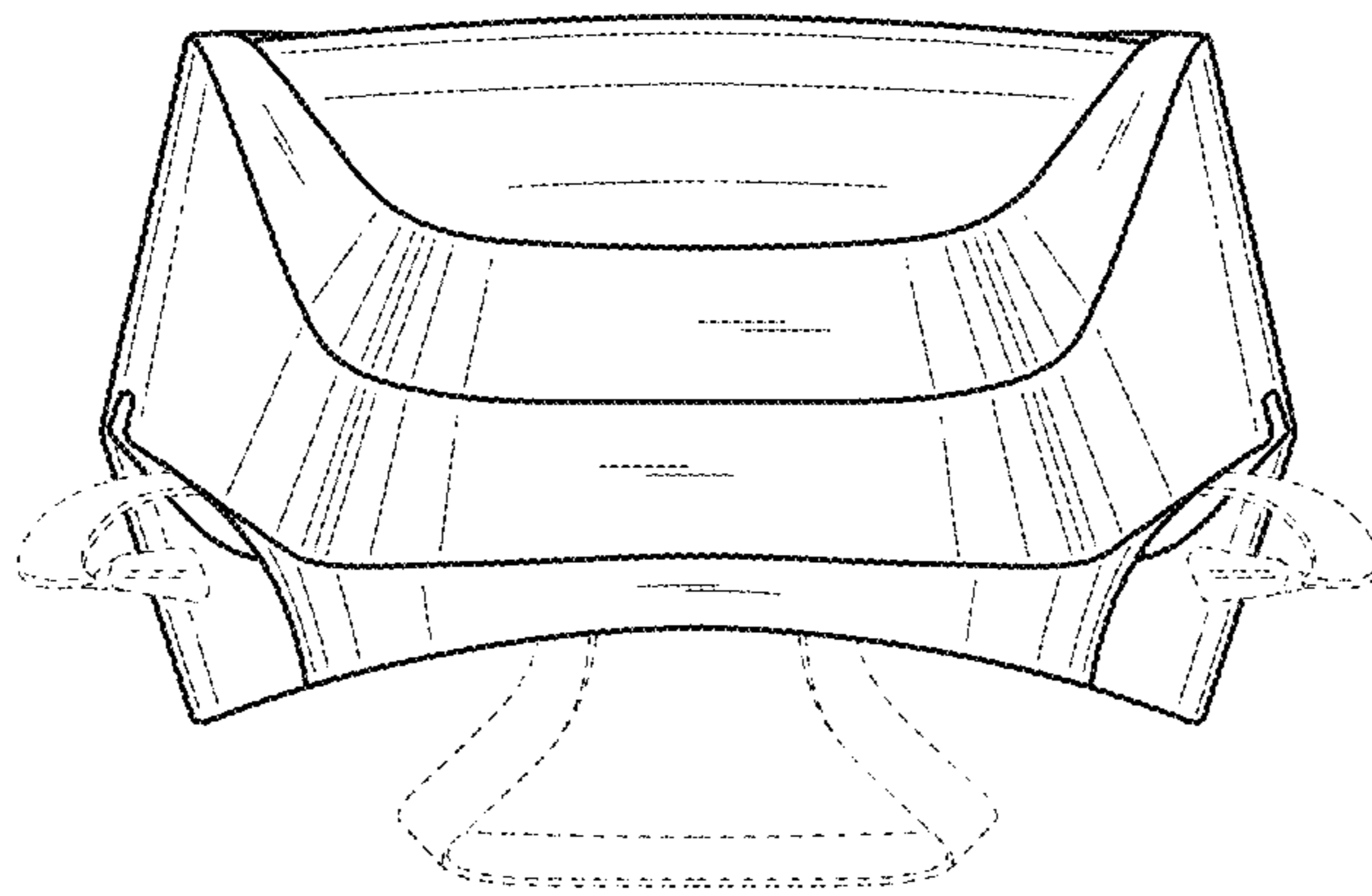


FIG. 7